



Mounting Form Table

Section

Front Mounting Switches	A
Base Mounting Switches	B
Enclosed Switches	C
Accessories	D

Originator: Sälzer Electric GmbH · Product Data Management (PDM) · 09306 Rochlitz (Germany)
Copyright reserved by Sälzer Electric GmbH. This document replaces all previous issues.
Valid until a new version is published. Changes and revisions reserved.

Mounting Form Table



Mtg. forms Pages			Mtg. forms Pages			Mtg. forms Pages			Mtg. forms Pages		
003M1	A1-1	(5)	136M1	A1-11	(15)	215M4	A3-7	(34)	284V1	B5-3	(80)
013M1	A1-2	(6)	136M4	A1-11	(15)	215V1	A3-6	(33)	285M1	B6-2	(88)
013V1	A1-3	(7)	136N1	A1-12	(16)	215V4	A3-6	(33)	285V1	B6-3	(89)
014V1	A1-3	(7)	136N4	A1-12	(16)	216M1	A3-4	(31)	286M1	B5-7	(84)
021M1	B1-1	(38)	153M1	A4-6	(301)	216M4	A3-4	(31)	286M4	B5-7	(84)
026M1	B1-2	(39)	153M4	A4-6	(301)	216N1	A3-5	(32)	287M1	B6-7	(93)
026N2	B1-3	(40)	153N1	A4-7	(302)	216N4	A3-5	(32)	287M4	B6-7	(93)
026V1	B1-5	(42)	153N4	A4-7	(302)	216V1	A3-8	(35)	288V1	B5-8	(85)
026V4	B1-5	(42)	153V1	A4-8	(303)	216V4	A3-8	(35)	288V4	B5-8	(85)
027V1	B1-4	(41)	153V4	A4-8	(303)	218M1	A2-9	(27)	289V1	B6-8	(94)
028V1	B1-4	(41)	186M1	C2-5	(231)	219M1	A2-1	(19)	289V4	B6-8	(94)
033M1	A1-4	(8)	186V1	C2-10	(236)	226V1	A2-8	(26)	290V1	B5-3	(80)
033M4	A1-4	(8)	187M1	C2-6	(232)	226V4	A2-8	(26)	291V1	B6-3	(89)
033N1	A1-5	(9)	187M4	C2-6	(232)	231M1	B2-7	(51)	311M1	B7-1	(96)
033N4	A1-5	(9)	187N1	C2-7	(233)	231M4	B2-7	(51)	311M4	B7-1	(96)
033V1	A1-6	(10)	187N4	C2-7	(233)	232M1	B2-4	(48)	311N1	B7-2	(97)
033V4	A1-6	(10)	187V1	C2-8	(234)	232M4	B2-4	(48)	311N4	B7-2	(97)
035M1	A1-7	(11)	187V4	C2-8	(234)	232N1	B2-5	(49)	312M1	B7-3	(98)
035M4	A1-7	(11)	188M1	C2-9	(235)	232N4	B2-5	(49)	312M4	B7-3	(98)
036M1	A1-8	(12)	188V1	C2-10	(236)	232V1	B2-6	(50)	312N1	B7-4	(99)
036M4	A1-8	(12)	190M1	C3-25	(271)	232V4	B2-6	(50)	312N4	B7-4	(99)
036N1	A1-9	(13)	191M1	C3-26	(272)	234M1	B3-4	(59)	313M1	B7-5	(100)
036N4	A1-9	(13)	192M1	C3-27	(273)	234M4	B3-4	(59)	313M4	B7-5	(100)
036V1	A1-10	(14)	192M4	C3-27	(273)	234N1	B3-5	(60)	313N1	B7-6	(101)
036V4	A1-10	(14)	192N1	C3-28	(274)	234N4	B3-5	(60)	313N4	B7-6	(101)
076M1	C1-1	(159)	192N4	C3-28	(274)	234V1	B3-6	(61)	314M1	B7-7	(102)
077M1	C1-2	(160)	192V1	C3-29	(275)	234V4	B3-6	(61)	314M4	B7-7	(102)
077M4	C1-2	(160)	192V4	C3-29	(275)	235M1	B3-7	(62)	314N1	B7-8	(103)
077N1	C1-3	(161)	193M1	C3-30	(276)	235M4	B3-7	(62)	314N4	B7-8	(103)
077N4	C1-3	(161)	193V1	C3-31	(277)	237M1	B2-8	(52)	315M1	B7-9	(104)
077V1	C1-4	(162)	195V1	C3-31	(277)	237M4	B2-8	(52)	315M4	B7-9	(104)
077V4	C1-4	(162)	194M1	C3-32	(278)	237N1	B2-9	(53)	315N1	B7-10	(105)
086M1	C2-1	(227)	194M4	C3-32	(278)	237N4	B2-9	(53)	315N4	B7-10	(105)
087M1	C2-2	(228)	194N1	C3-33	(279)	237V1	B2-10	(54)	316M1	B7-11	(106)
087M4	C2-2	(228)	194N4	C3-33	(279)	237V4	B2-10	(54)	316M4	B7-11	(106)
087N1	C2-3	(229)	194V1	C3-34	(280)	238M1	B3-8	(63)	316N1	B7-12	(107)
087N4	C2-3	(229)	194V4	C3-34	(280)	238M4	B3-8	(63)	316N4	B7-12	(107)
087V1	C2-4	(230)	196M1	C3-5	(251)	238N1	B3-9	(64)	317M1	B7-13	(108)
087V4	C2-4	(230)	196V1	C3-10	(256)	238N4	B3-9	(64)	317M4	B7-13	(108)
090M1	C3-21	(267)	197M1	C3-6	(252)	238V1	B3-10	(65)	317N1	B7-14	(109)
092M1	C3-22	(268)	197M4	C3-6	(252)	238V4	B3-10	(65)	317N4	B7-14	(109)
092M4	C3-22	(268)	197N1	C3-7	(253)	241M1	B2-1	(45)	318M1	B7-15	(110)
092N1	C3-23	(269)	197N4	C3-7	(253)	242M1	B3-1	(56)	318M4	B7-15	(110)
092N4	C3-23	(269)	197V1	C3-8	(254)	246V1	B2-3	(47)	318N1	B7-16	(111)
092V1	C3-24	(270)	197V4	C3-8	(254)	247M1	B2-2	(46)	318N4	B7-16	(111)
092V4	C3-24	(270)	198M1	C3-9	(255)	247V1	B2-3	(47)	319M1	B7-17	(112)
096M1	C3-1	(247)	198V1	C3-10	(256)	248M1	B3-2	(57)	319M4	B7-17	(112)
097M1	C3-2	(248)	203V1	A3-3	(30)	248V1	B3-3	(58)	319N1	B7-18	(113)
097M4	C3-2	(248)	204M1	A3-2	(29)	249V1	B3-3	(58)	319N4	B7-18	(113)
097N1	C3-3	(249)	204V1	A3-3	(30)	280M1	B5-4	(81)	320M1	B7-19	(114)
097N4	C3-3	(249)	205M1	A2-7	(25)	280M4	B5-4	(81)	320M4	B7-19	(114)
097V1	C3-4	(250)	205M4	A2-7	(25)	280N1	B5-5	(82)	320N1	B7-20	(115)
097V4	C3-4	(250)	206M1	A2-4	(22)	280N4	B5-5	(82)	320N4	B7-20	(115)
103M1	A1-13	(17)	206M4	A2-4	(22)	280V1	B5-6	(83)	431M1	B7-7	(122)
113M1	A1-14	(18)	206N1	A2-5	(23)	280V4	B5-6	(83)	431M4	B7-7	(122)
126M1	B1-6	(43)	206N4	A2-5	(23)	281M1	B6-4	(90)	432M1	B7-4	(119)
126V1	B1-7	(44)	206V1	A2-6	(24)	281M4	B6-4	(90)	432M4	B7-4	(119)
126V4	B1-7	(44)	206V4	A2-6	(24)	281N1	B6-5	(91)	432N1	B7-5	(120)
133M1	A4-2	(297)	208M1	A3-9	(36)	281N4	B6-5	(91)	432N4	B7-5	(120)
133M4	A4-2	(297)	209M1	A3-1	(28)	281V1	B6-6	(92)	432V1	B7-6	(121)
133N1	A4-3	(298)	213V1	A2-3	(21)	281V4	B6-6	(92)	432V4	B7-6	(121)
133N4	A4-3	(298)	214M1	A2-2	(20)	282M1	B5-1	(78)	435M1	B8-7	(133)
133V1	A4-4	(299)	214V1	A2-3	(21)	283M1	B6-1	(87)	435M4	B8-7	(133)
133V4	A4-4	(299)	215M1	A3-7	(34)	284M1	B5-2	(79)	437M1	B7-8	(123)

Mounting Form Table



Mtg. forms	Pages	Mtg. forms	Pages	Mtg. forms	Pages	Mtg. forms	Pages
437M4	B7-8 (123)	493M4	B10-15 (152)	698V1	C3-16 (262)	737V1	C1-58 (216)
437N1	B7-9 (124)	493N1	B10-16 (153)	700M1	C1-6 (164)	738M1	C1-59 (217)
437N4	B7-9 (124)	493N4	B10-16 (153)	700M4	C1-6 (164)	738M4	C1-59 (217)
437V1	B7-10 (125)	494M1	B10-17 (154)	700N1	C1-7 (165)	738N1	C1-60 (218)
437V4	B7-10 (125)	494M4	B10-17 (154)	700N4	C1-7 (165)	738N4	C1-60 (218)
441M1	B7-1 (116)	494N1	B10-18 (155)	700V1	C1-8 (166)	738V1	C1-61 (219)
446V1	B7-3 (118)	494N4	B10-18 (155)	700V4	C1-8 (166)	738V1	C1-61 (219)
447M1	B7-2 (117)	495M1	B10-19 (156)	701M1	C1-5 (163)	739M1	C1-62 (220)
447V1	B7-3 (118)	495M4	B10-19 (156)	710M1	C1-10 (168)	740M1	C1-64 (222)
449V1	B8-3 (129)	495N1	B10-20 (157)	710M4	C1-10 (168)	740M4	C1-64 (222)
476M1	C1-37 (195)	495N4	B10-20 (157)	710N1	C1-11 (169)	740N1	C1-65 (223)
476V1	C1-41 (199)	503M1	A4-1 (296)	710N4	C1-11 (169)	740N4	C1-65 (223)
477M1	C1-38 (196)	523M1	A4-5 (300)	710V1	C1-12 (170)	740V1	C1-66 (224)
477M4	C1-38 (196)	534M1	B4-4 (70)	710V4	C1-12 (170)	740V4	C1-66 (224)
477N1	C1-39 (197)	534M4	B4-4 (70)	711M1	C1-9 (167)	741M1	C1-63 (221)
477N4	C1-39 (197)	534N1	B4-5 (71)	715M1	C1-14 (172)	742M1	C1-67 (225)
477V1	C1-40 (198)	534N4	B4-5 (71)	715M4	C1-14 (172)	742V1	C1-68 (226)
477V4	C1-40 (198)	534V1	B4-6 (72)	715N1	C1-15 (173)	743V1	C1-68 (226)
478M1	C1-42 (200)	534V4	B4-6 (72)	715N4	C1-15 (173)	750M1	C1-27 (185)
478V1	C1-41 (199)	535M1	B4-7 (73)	715V1	C1-16 (174)	750M4	C1-27 (185)
481M1	B9-1 (127)	535M4	B4-7 (73)	715V4	C1-16 (174)	750M6	C1-28 (186)
482M1	B9-2 (128)	538M1	B4-8 (74)	716M1	C1-13 (171)	750N1	C1-29 (187)
482V1	B9-3 (129)	538M4	B4-8 (74)	720M1	C1-18 (176)	750N4	C1-29 (187)
483M1	B9-4 (130)	538N1	B4-9 (75)	720M4	C1-18 (176)	750N6	C1-30 (188)
483M4	B9-4 (130)	538N4	B4-9 (75)	720N1	C1-19 (177)	750V1	C1-31 (189)
483N1	B9-5 (131)	538V1	B4-10 (76)	720N4	C1-19 (177)	750V4	C1-31 (189)
483N4	B9-5 (131)	538V4	B4-10 (76)	720V1	C1-20 (178)	755M1	C1-32 (190)
483V1	B9-6 (132)	542M1	B4-1 (67)	720V4	C1-20 (178)	755M4	C1-32 (190)
483V4	B9-6 (132)	548M1	B4-2 (68)	721M1	C1-17 (175)	755M6	C1-33 (191)
484M1	B8-8 (134)	548V1	B4-3 (69)	722M1	C1-21 (179)	755N1	C1-34 (192)
484M4	B8-8 (134)	549V1	B4-3 (69)	725M1	C1-23 (181)	755N4	C1-34 (192)
484N1	B8-9 (135)	586M1	C2-11 (237)	725M4	C1-23 (181)	755N6	C1-35 (193)
484N4	B8-9 (135)	587M1	C2-12 (238)	725N1	C1-24 (182)	755V1	C1-36 (194)
484V1	B8-10 (136)	587M4	C2-12 (238)	725N4	C1-24 (182)	755V4	C1-36 (194)
484V4	B8-10 (136)	587N1	C2-13 (239)	725V1	C1-25 (183)	AVA8 -... B5-9 (86)	
486M1	B10-1 (138)	587N4	C2-13 (239)	725V4	C1-25 (183)	AVA8 -... B6-9 (95)	
486M4	B10-1 (138)	587V1	C2-14 (240)	726N1	C1-22 (180)	AVA8 -... D1-3 (287)	
486N1	B10-2 (139)	587V4	C2-14 (240)	727M1	C1-26 (184)	AVB8 -... B8-11 (126)	
486N4	B10-2 (139)	596M1	C3-11 (257)	728V1	C1-48 (206)	AVB8 -... B9-11 (137)	
487M1	B10-3 (140)	597M1	C3-12 (258)	729V1	C1-58 (216)	AVB8 -... D1-4 (288)	
487M4	B10-3 (140)	597M4	C3-12 (258)	730M1	C1-43 (201)	AVC2 -... B3-11 (66)	
487N1	B10-4 (141)	597N1	C3-13 (259)	730M4	C1-43 (201)	AVC2 -... B4-11 (77)	
487N4	B10-4 (141)	597N4	C3-13 (259)	730N1	C1-44 (202)	AVC2 -... D1-2 (286)	
488M1	B10-5 (142)	597V1	C3-14 (260)	730N4	C1-44 (202)	AVD2	B2-11 (55)
488M4	B10-5 (142)	597V4	C3-14 (260)	730V1	C1-45 (203)	AVD2	D1-1 (285)
488N1	B10-6 (143)	686M1	C2-15 (241)	730V4	C1-45 (203)	FAZ2 -... D3-1 (291)	
488N4	B10-6 (143)	686V1	C2-20 (246)	731M1	C1-46 (204)	FAS2 -... D3-2 (292)	
489M1	B10-7 (144)	687M1	C2-16 (242)	732M1	C1-47 (205)	FBS2 -... D3-2 (292)	
489M4	B10-7 (144)	687M4	C2-16 (242)	732V1	C1-48 (206)	H200-EA	C4-1 (281)
489N1	B10-8 (145)	687N1	C2-17 (243)	733M1	C1-49 (207)	H200-ED	C4-2 (282)
489N4	B10-8 (145)	687N4	C2-17 (243)	733M4	C1-49 (207)	H200-E7	C4-3 (283)
490M1	B10-9 (146)	687V1	C2-18 (244)	733N1	C1-50 (208)	SAX1	D5-1 (294)
490M4	B10-9 (146)	687V4	C2-18 (244)	733N4	C1-50 (208)	SBX1	D5-2 (295)
490N1	B10-10 (147)	688M1	C2-19 (245)	733V1	C1-51 (209)	TCA2	D2-1 (289)
490N4	B10-10 (147)	688V1	C2-20 (246)	733V4	C1-51 (209)	TCB2	D2-1 (289)
491M1	B10-11 (148)	696M1	C3-15 (261)	734M1	C1-52 (210)	TCC2	D2-2 (290)
491M4	B10-11 (148)	696V1	C3-16 (262)	735M1	C1-53 (211)	TCD2	D2-2 (290)
491N1	B10-12 (149)	697M1	C3-17 (263)	735M4	C1-53 (211)	218098	D4-1 (293)
491N4	B10-12 (149)	697M4	C3-17 (263)	735N1	C1-54 (212)		
492M1	B10-13 (150)	697N1	C3-18 (264)	735N4	C1-54 (212)		
492M4	B10-13 (150)	697N4	C3-18 (264)	735V1	C1-55 (213)		
492N1	B10-14 (151)	697V1	C3-19 (265)	735V4	C1-55 (213)		
492N4	B10-14 (151)	697V4	C3-19 (265)	736M1	C1-56 (214)		
493M1	B10-15 (152)	698M1	C3-20 (266)	737M1	C1-57 (215)		

Red colour:
New mounting forms



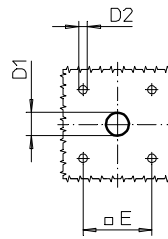
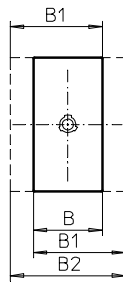
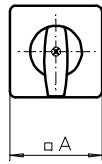
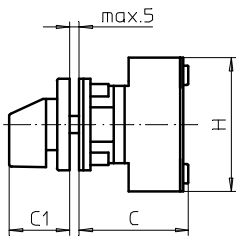
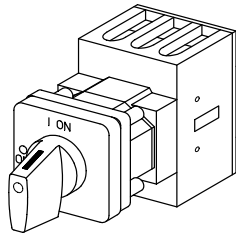
Section A

	Page	
	from	to
Four hole mounting	A1-1	A1-14
Single hole mounting \varnothing 22,5 mm	A2-1	A2-9
Single hole mounting \varnothing 30,5 mm	A3-1	A3-9
Two hole mounting	A4-1	A4-8

Originator: Sälzer Electric GmbH · Product Data Management (PDM) · 09306 Rochlitz (Germany)
Copyright reserved by Sälzer Electric GmbH. This document replaces all previous issues.
Valid until a new version is published. Changes and revisions reserved.

Front Mounting Switches

sälzer



**Product lines
H200-A/ -B/ -C**

Front mounting switch

**Four hole mounting
36 x 36 mm**

003M1 (IP66)

Complete switch	Poles	Product line	Rated data (IEC 60947)			Order code number
			Operational current I _e	Operational power at 380–440 V		
			AC-21A A	AC-23A kW	AC-3 kW	
ON-OFF Switches Switching angle 90°	3 ... 4	H200-C	20	5,5	3,7	H212 - 41 ... - 003M1
	3 ... 4	H200-A	20	5,5	3,7	H216 - 41 ... - 003M1
			25	7,5	5,5	H220 - 41 ... - 003M1
			32	11	7,5	H226 - 41 ... - 003M1
			40	15	11	H233 - 41 ... - 003M1
	3 ... 4	H200-B	63	22	18,5	H263 - 41 ... - 003M1

SMD modules for basic switch A01

Mounting form module for 003M1

H200-A
H200-B/ -C

BFA2 - 003
BFB2 - 003

M-operator module 48 x 48 mm, mounting form 003M1
Escutcheon black, handle black

H200-A/ -B/ -C

2AM1

Legend plate silver, operator module 003M1

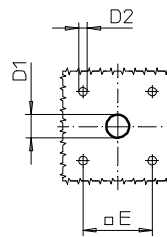
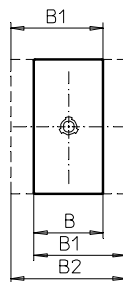
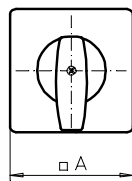
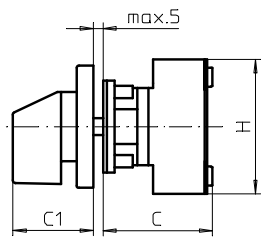
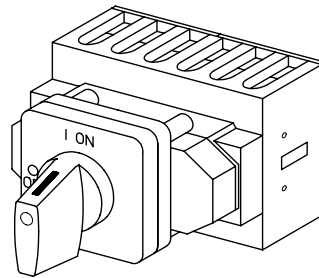
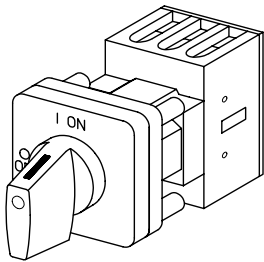
FAS2 - 9... (FA number)

Dimensions (mm)

Product lines	A	B	B1	B2	C	C1	D1	D2	E	H
H200-A	48	36	48	60	58	32	12	4,5	36	70
H200-B	48	50	69	88	58	32	12	4,5	36	72
H200-C	48	45	-	-	50	32	12	4,5	36	45

Front Mounting Switches

sälzer



Product lines
H200-A/ -B/ -C/ -D/ -E

Front mounting switch
Operator module of next size

Four hole mounting
48 x 48 mm

013M1 (IP66)

Complete switch	Poles	Product line	Rated data (IEC 60947)			Order code number
			Operational current I _e	Operational power at 380–440 V		
			AC-21A A	AC-23A kW	AC-3 kW	
ON-OFF Switches Switching angle 90°	3 ... 4	H200-C	20	5,5	3,7	H212 - 41 ... - 013M1
	3 ... 8	H200-A/ -D	20	5,5	3,7	H216 - 41 ... - 013M1
			25	7,5	5,5	H220 - 41 ... - 013M1
			32	11	7,5	H226 - 41 ... - 013M1
			40	15	11	H233 - 41 ... - 013M1
3 ... 4	H200-B	63	22	18,5	H263 - 41 ... - 013M1	
Changeover with OFF Switching angle 90°	3 ... 4	H200-E	20	5,5	3,7	H216 - 71 ... - 013M1
			25	7,5	5,5	H220 - 71 ... - 013M1
			32	11	7,5	H226 - 71 ... - 013M1
			40	15	11	H233 - 71 ... - 013M1

SMD modules for basic switch A01

Mounting form module for 013M1

H200-A
H200-B/ -C/ -D/ -E

BFA2 - 013
BFB2 - 013

M-operator module 64 x 64 mm, mounting form 013M1
Escutcheon black, handle black

H200-A/ -B/ -C/ -D/ -E

4AM1

Legend plate silver, operator module 013M1

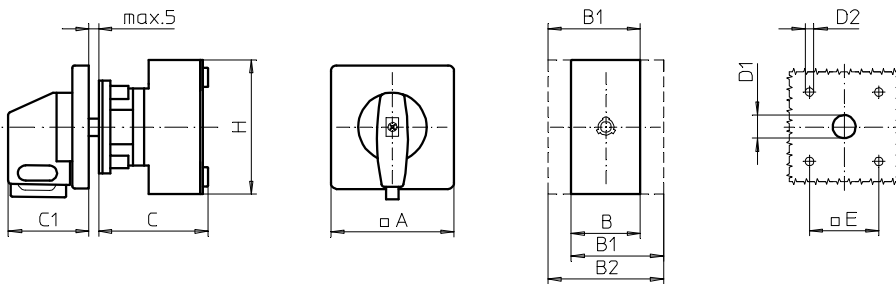
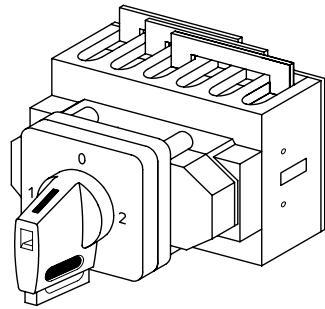
FAS4 - 9... (FA number)

Dimensions (mm)

Product lines	A	B	B1	B2	C	C1	D1	D2	E	H
H200-A	64	36	48	60	58	39	15	5	48	70
H200-B	64	50	69	88	58	39	15	5	48	72
H200-C	64	45	-	-	50	39	15	5	48	45
H200-D	64	72	84	96	66	39	15	5	48	70
H200-E	64	72	84	96	66	39	15	5	48	70

Front Mounting Switches

sälzer



**Product line
H200-E**

Front mounting switch
Operator module of next size

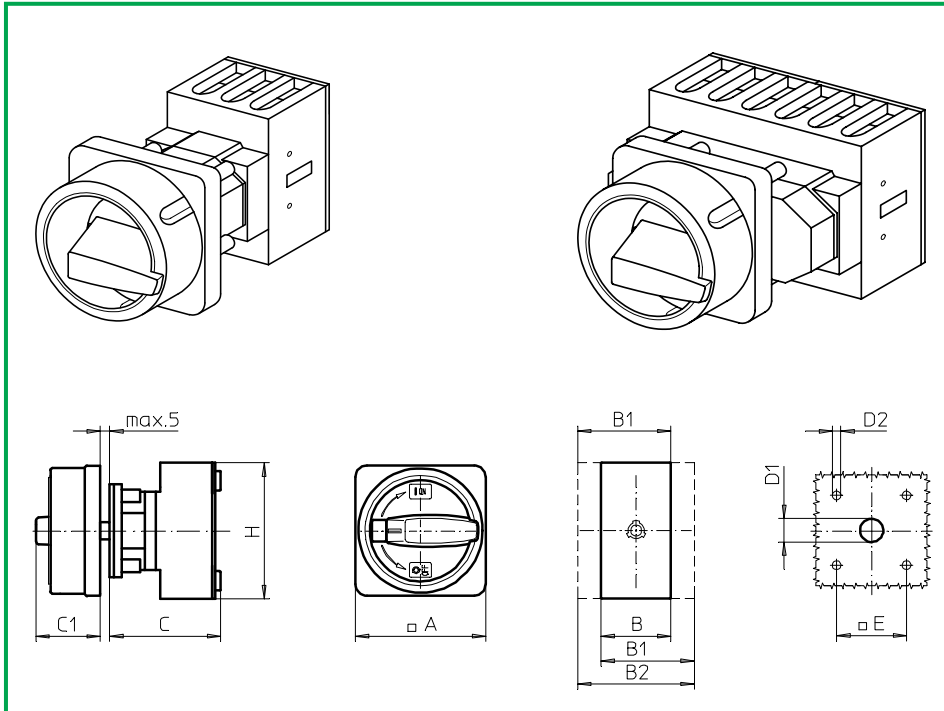
Four hole mounting
48 x 48 mm

013V1 (IP66)
014V1 (IP66)

Complete switch	Poles	Product line	Rated data (IEC 60947)			Order code number				
			Operational current I _e	Operational power at 380–440 V						
			AC-21A A	AC-23A kW	AC-3 kW					
Changeover with OFF Switching angle 90° OFF position padlockable 12h	3 ... 4	H200-E	20	5,5	3,7	H216 - 71 ... - 013V1				
			25	7,5	5,5	H220 - 71 ... - 013V1				
			32	11	7,5	H226 - 71 ... - 013V1				
			40	15	11	H233 - 71 ... - 013V1				
Changeover with OFF Switching angle 90° 3 positions padlockable (09h/12h/03h)	3 ... 4	H200-E	20	5,5	3,7	H216 - 71 ... - 014V1				
			25	7,5	5,5	H220 - 71 ... - 014V1				
			32	11	7,5	H226 - 71 ... - 014V1				
			40	15	11	H233 - 71 ... - 014V1				
SMD modules for basic switch A01										
Mounting form module for 013V1/ 014V1			H200-E			BFB2 - 013				
V-operator module 64 x 64 mm, mounting form 013V1 Escutcheon black, handle black						4AV1 - 12				
V-operator module 64 x 64 mm, mounting form 014V1 Escutcheon black, handle black						4AV1 - 99				
Legend plate silver, operator modules 013V1/ 014V1						FAS4 - 9... (FA number)				
Dimensions (mm)										
Product line	A	B	B1	B2	C	C1	D1	D2	E	H
H200-E	64	72	84	96	66	39	15	5	48	70

Front Mounting Switches

sälzer



**Product lines
H200-A/ -B/ -C/ -D**

Front mounting switch

**Four hole mounting
36 x 36 mm**

**033M1 (IP66)
033M4 (IP66)**

Complete switch	Poles	Product line	Rated data (IEC 60947)			Order code number
			Operational current I _e	Operational power at 380–440 V		
			AC-21A A	AC-23A kW	AC-3 kW	
Main Switches OFF position padlockable 09h	3 ... 4	H200-C	20	5,5	3,7	H212 - 41 ... - 033M1
	3 ... 8	H200-A/ -D	20	5,5	3,7	H216 - 41 ... - 033M1
			25	7,5	5,5	H220 - 41 ... - 033M1
			32	11	7,5	H226 - 41 ... - 033M1
			40	15	11	H233 - 41 ... - 033M1
3 ... 4	H200-B	63	22	18,5	H263 - 41 ... - 033M1	
Main/Emergency-OFF Switches OFF position padlockable 09h	3 ... 4	H200-C	20	5,5	3,7	H212 - 41 ... - 033M4
	3 ... 8	H200-A/ -D	20	5,5	3,7	H216 - 41 ... - 033M4
			25	7,5	5,5	H220 - 41 ... - 033M4
			32	11	7,5	H226 - 41 ... - 033M4
			40	15	11	H233 - 41 ... - 033M4
3 ... 4	H200-B	63	22	18,5	H263 - 41 ... - 033M4	

SMD modules for basic switch A01

Mounting form module for 033M.

H200-A
H200-B/ -C/ -D
H200-A/ -B/ -C/ -D

**BFA2 - 033
BFB2 - 033**

M-padlock device 67 x 67 mm, mounting form 033M1
Escutcheon black, padlockable handle black

2CM1

M-padlock device 67 x 67 mm, mounting form 033M4
Escutcheon yellow, padlockable handle red

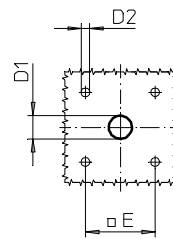
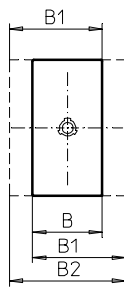
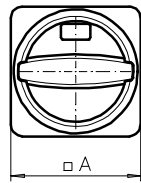
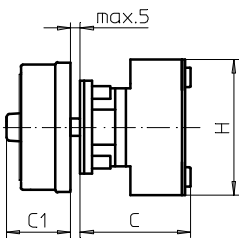
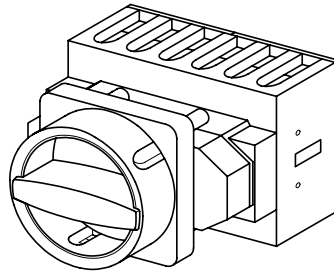
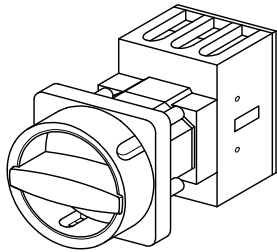
2CM4

Dimensions (mm)

Product lines	A	B	B1	B2	C	C1	D1	D2	E	H
H200-A	67	36	48	60	58	38	15	4,5	36	70
H200-B	67	50	69	88	58	38	15	4,5	36	72
H200-C	67	45	-	-	50	38	15	4,5	36	45
H200-D	67	72	84	96	66	38	15	4,5	36	70

Front Mounting Switches

sälzer



Product lines
H200-A/ -B/ -C/ -D

Front mounting switch

Four hole mounting
36 x 36 mm

033N1 (IP66)
033N4 (IP66)

Complete switch	Poles	Product line	Rated data (IEC 60947)			Order code number
			Operational current I _e	Operational power at 380–440 V		
			AC-21A A	AC-23A kW	AC-3 kW	
Main Switches OFF position padlockable 09h	3 ... 4	H200-C	20	5,5	3,7	H212 - 41 ... - 033N1
	3 ... 8	H200-A/ -D	20	5,5	3,7	H216 - 41 ... - 033N1
			25	7,5	5,5	H220 - 41 ... - 033N1
			32	11	7,5	H226 - 41 ... - 033N1
			40	15	11	H233 - 41 ... - 033N1
3 ... 4	H200-B	63	22	18,5	H263 - 41 ... - 033N1	
Main/Emergency-OFF Switches OFF position padlockable 09h	3 ... 4	H200-C	20	5,5	3,7	H212 - 41 ... - 033N4
	3 ... 8	H200-A/ -D	20	5,5	3,7	H216 - 41 ... - 033N4
			25	7,5	5,5	H220 - 41 ... - 033N4
			32	11	7,5	H226 - 41 ... - 033N4
			40	15	11	H233 - 41 ... - 033N4
3 ... 4	H200-B	63	22	18,5	H263 - 41 ... - 033N4	

SMD modules for basic switch A01

Mounting form module for 033N.

H200-A
H200-B/ -C/ -D
H200-A/ -B/ -C/ -D

BFA2 - 033
BFB2 - 033

N-padlock device 67 x 67 mm, mounting form 033N1
Escutcheon black, padlockable handle black

2CN1

N-padlock device 67 x 67 mm, mounting form 033N4
Escutcheon yellow, padlockable handle red

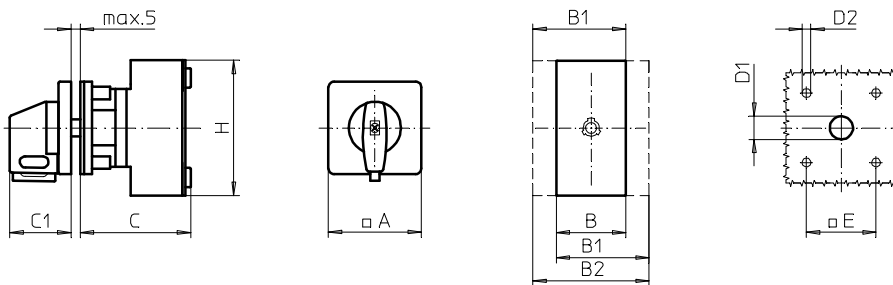
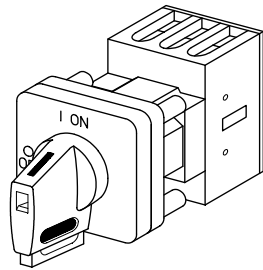
2CN4

Dimensions (mm)

Product lines	A	B	B1	B2	C	C1	D1	D2	E	H
H200-A	67	36	48	60	58	33	15	4,5	36	70
H200-B	67	50	69	88	58	33	15	4,5	36	72
H200-C	67	45	-	-	50	33	15	4,5	36	45
H200-D	67	72	84	96	66	33	15	4,5	36	70

Front Mounting Switches

sälzer



**Product lines
H200-A/ -B/ -C**

Front mounting switch

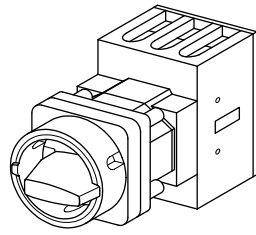
**Four hole mounting
36 x 36 mm**

**033V1 (IP66)
033V4 (IP66)**

Complete switch	Poles	Product line	Rated data (IEC 60947)			Order code number				
			Operational current I _e	Operational power at 380–440 V						
			AC-21A A	AC-23A kW	AC-3 kW					
Main Switches OFF position padlockable 09h	3 ... 4	H200-C	20	5,5	3,7	H212 - 41 ... - 033V1				
	3 ... 4	H200-A	20	5,5	3,7	H216 - 41 ... - 033V1				
			25	7,5	5,5	H220 - 41 ... - 033V1				
			32	11	7,5	H226 - 41 ... - 033V1				
			40	15	11	H233 - 41 ... - 033V1				
			63	22	18,5	H263 - 41 ... - 033V1				
Main/Emergency-OFF Switches OFF position padlockable 09h	3 ... 4	H200-C	20	5,5	3,7	H212 - 41 ... - 033V4				
	3 ... 4	H200-A	20	5,5	3,7	H216 - 41 ... - 033V4				
			25	7,5	5,5	H220 - 41 ... - 033V4				
			32	11	7,5	H226 - 41 ... - 033V4				
			40	15	11	H233 - 41 ... - 033V4				
			63	22	18,5	H263 - 41 ... - 033V4				
SMD modules for basic switch A01										
Mounting form module for 033V.			H200-A H200-B / -C			BFA2 - 003 BFB2 - 003				
V-operator module 48 x 48 mm, mounting form 033V1 Escutcheon black, handle black			H200-A/-B/-C			2AV1 - 09				
Legend plate silver, operator module 033V1						FAS2 - 9078				
V-operator module 48 x 48 mm, mounting form 033V4 Escutcheon black, handle red						2AV4 - 09				
Legend plate yellow, operator module 033V4						FBS2 - 9078				
Dimensions (mm)										
Product lines	A	B	B1	B2	C	C1	D1	D2	E	H
H200-A	48	36	48	60	58	32	12	4,5	36	70
H200-B	48	50	69	88	58	32	12	4,5	36	72
H200-C	48	45	-	-	50	32	12	4,5	36	45

Front Mounting Switches

sälzer

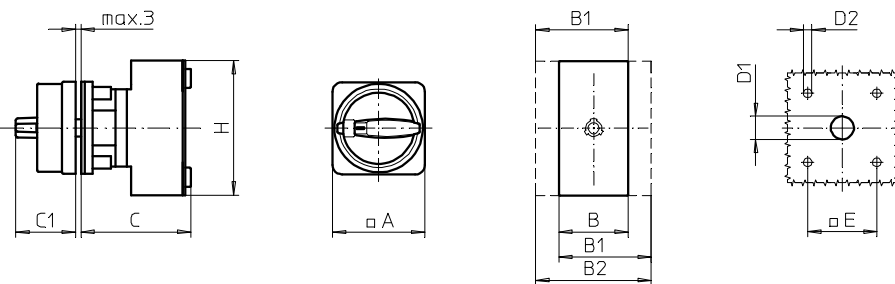


Product lines
H200-A/ -B/ -C

Front mounting switch

Four hole mounting
36 x 36 mm

035M1 (IP66)
035M4 (IP66)



Complete switch	Poles	Product line	Rated data (IEC 60947)			Order code number
			Operational current I _e	Operational power at 380–440 V		
			AC-21A A	AC-23A kW	AC-3 kW	
Main Switches	3 ... 4	H200-C	20	5,5	3,7	H212 - 41 ... - 035M1
OFF position padlockable 09h	3 ... 4	H200-A	20	5,5	3,7	H216 - 41 ... - 035M1
			25	7,5	5,5	H220 - 41 ... - 035M1
			32	11	7,5	H226 - 41 ... - 035M1
			40	15	11	H233 - 41 ... - 035M1
	3 ... 4	H200-B	63	22	18,5	H263 - 41 ... - 035M1
Main/Emergency-OFF Switches	3 ... 4	H200-C	20	5,5	3,7	H212 - 41 ... - 035M4
OFF position padlockable 09h	3 ... 4	H200-A	20	5,5	3,7	H216 - 41 ... - 035M4
			25	7,5	5,5	H220 - 41 ... - 035M4
			32	11	7,5	H226 - 41 ... - 035M4
			40	15	11	H233 - 41 ... - 035M4
	3 ... 4	H200-B	63	22	18,5	H263 - 41 ... - 035M4

SMD modules for basic switch A01

Mounting form module for 035M.

H200-A
H200-B/ -C

BFA2 - 003
BFB2 - 003

M-padlock device 48 x 48 mm, mounting form 035M1
Escutcheon black, padlockable handle black

H200-A/ -B/ -C

2BM1

M-padlock device 48 x 48 mm, mounting form 035M4
Escutcheon yellow, padlockable handle red

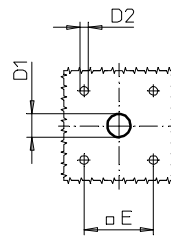
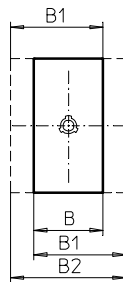
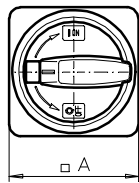
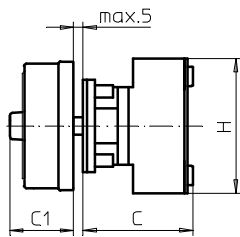
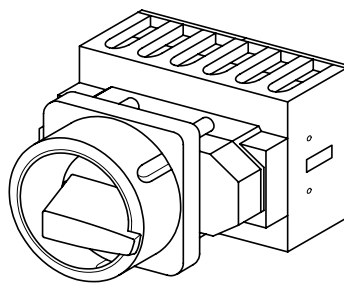
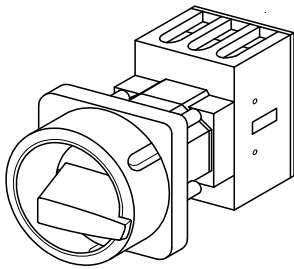
2BM4

Dimensions (mm)

Product lines	A	B	B1	B2	C	C1	D1	D2	E	H
H200-A	48	36	48	60	58	31	12	4,5	36	70
H200-B	48	50	69	88	58	31	12	4,5	36	72
H200-C	48	45	-	-	50	31	12	4,5	36	45

Front Mounting Switches

sälzer



Product lines
H200-A/ -B/ -C/ -D

Front mounting switch
Operator module of next size

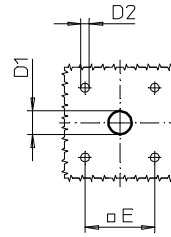
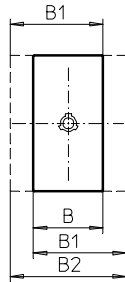
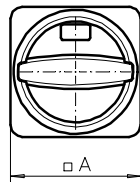
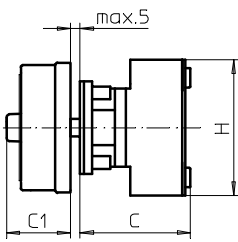
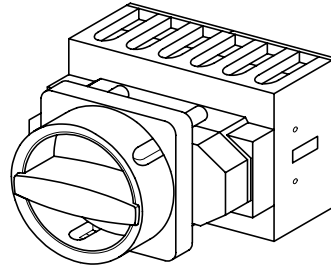
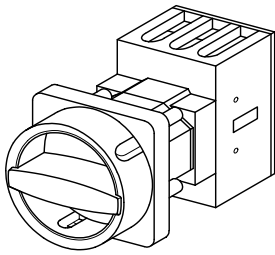
Four hole mounting
48 x 48 mm

036M1 (IP66)
036M4 (IP66)

Complete switch	Poles	Product line	Rated data (IEC 60947)			Order code number				
			Operational current I _e	Operational power at 380–440 V						
			AC-21A A	AC-23A kW	AC-3 kW					
Main Switches OFF position padlockable 09h	3 ... 4	H200-C	20	5,5	3,7	H212 - 41 ... - 036M1				
	3 ... 8	H200-A/ -D	20	5,5	3,7	H216 - 41 ... - 036M1				
			25	7,5	5,5	H220 - 41 ... - 036M1				
			32	11	7,5	H226 - 41 ... - 036M1				
			40	15	11	H233 - 41 ... - 036M1				
3 ... 4	H200-B	63	22	18,5	H263 - 41 ... - 036M1					
Main/Emergency-OFF Switches OFF position padlockable 09h	3 ... 4	H200-C	20	5,5	3,7	H212 - 41 ... - 036M4				
	3 ... 8	H200-A/ -D	20	5,5	3,7	H216 - 41 ... - 036M4				
			25	7,5	5,5	H220 - 41 ... - 036M4				
			32	11	7,5	H226 - 41 ... - 036M4				
			40	15	11	H233 - 41 ... - 036M4				
3 ... 4	H200-B	63	22	18,5	H263 - 41 ... - 036M4					
SMD modules for basic switch A01										
Mounting form module for 036M.			H200-A			BFA2 - 036				
			H200-B/ -C/ -D			BFB2 - 036				
M-padlock device 67 x 67 mm, mounting form 036M1 Escutcheon black, padlockable handle black			H200-A/ -B/ -C/ -D			4BM1				
M-padlock device 67 x 67 mm, mounting form 036M4 Escutcheon yellow, padlockable handle red						4BM4				
Dimensions (mm)										
Product lines	A	B	B1	B2	C	C1	D1	D2	E	H
H200-A	67	36	48	60	58	38	15	5	48	70
H200-B	67	50	69	88	58	38	15	5	48	72
H200-C	67	45	-	-	50	38	15	5	48	45
H200-D	67	72	84	96	66	38	15	5	48	70

Front Mounting Switches

sälzer



Product lines
H200-A/ -B/ -C/ -D

Front mounting switch
Operator module of next size

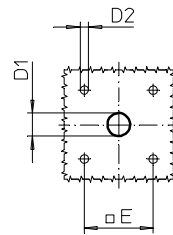
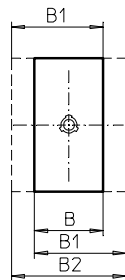
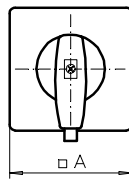
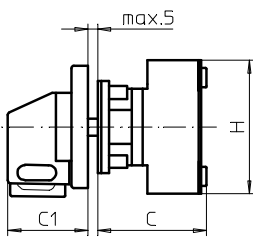
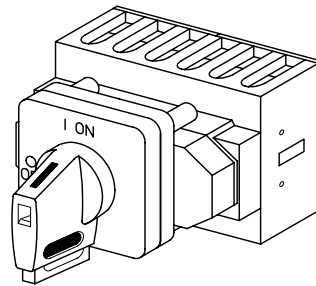
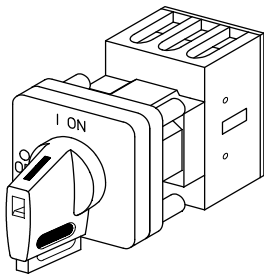
Four hole mounting
48 x 48 mm

036N1 (IP66)
036N4 (IP66)

Complete switch	Poles	Product line	Rated data (IEC 60947)			Order code number				
			Operational current I _e	Operational power at 380–440 V						
			AC-21A A	AC-23A kW	AC-3 kW					
Main Switches OFF position padlockable 09h	3 ... 4	H200-C	20	5,5	3,7	H212 - 41 ... - 036N1				
	3 ... 8	H200-A/ -D	20	5,5	3,7	H216 - 41 ... - 036N1				
			25	7,5	5,5	H220 - 41 ... - 036N1				
			32	11	7,5	H226 - 41 ... - 036N1				
			40	15	11	H233 - 41 ... - 036N1				
			63	22	18,5	H263 - 41 ... - 036N1				
Main/Emergency-OFF Switches OFF position padlockable 09h	3 ... 4	H200-C	20	5,5	3,7	H212 - 41 ... - 036N4				
	3 ... 8	H200-A/ -D	20	5,5	3,7	H216 - 41 ... - 036N4				
			25	7,5	5,5	H220 - 41 ... - 036N4				
			32	11	7,5	H226 - 41 ... - 036N4				
			40	15	11	H233 - 41 ... - 036N4				
			63	22	18,5	H263 - 41 ... - 036N4				
SMD modules for basic switch A01										
Mounting form module for 036N.			H200-A			BFA2 - 036				
			H200-B/ -C/ -D			BFB2 - 036				
N-padlock device 67 x 67 mm, mounting form 036N1 Escutcheon black, padlockable handle black			H200-A/ -B/ -C/ -D			4BN1				
N-padlock device 67 x 67 mm, mounting form 036N4 Escutcheon yellow, padlockable handle red						4BN4				
Dimensions (mm)										
Product lines	A	B	B1	B2	C	C1	D1	D2	E	H
H200-A	67	36	48	60	58	33	15	5	48	70
H200-B	67	50	69	88	58	33	15	5	48	72
H200-C	67	45	-	-	50	33	15	5	48	45
H200-D	67	72	84	96	66	33	15	5	48	70

Front Mounting Switches

sälzer



Product lines
H200-A/ -B/ -C/ -D

Front mounting switch
Operator module of next size

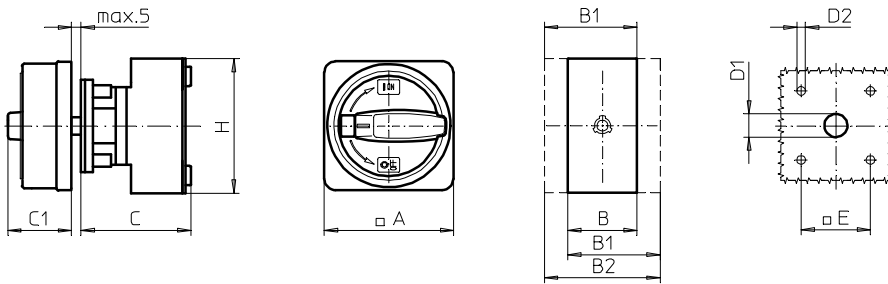
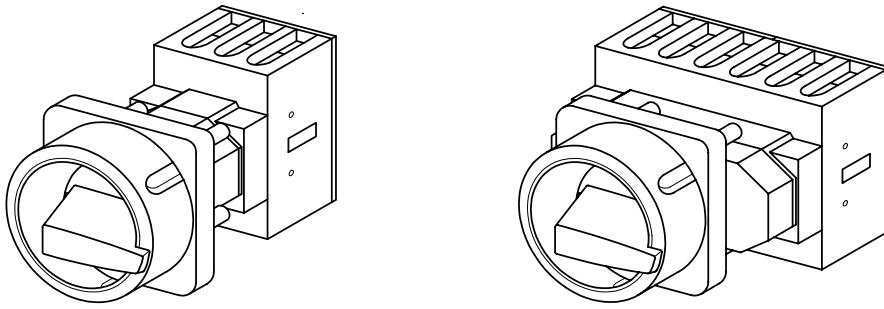
Four hole mounting
48 x 48 mm

036V1 (IP66)
036V4 (IP66)

Complete switch	Poles	Product line	Rated data (IEC 60947)			Order code number				
			Operational current I _e	Operational power at 380–440 V						
			AC-21A A	AC-23A kW	AC-3 kW					
Main Switches OFF position padlockable 09h	3 ... 4	H200-C	20	5,5	3,7	H212 - 41 ... - 036V1				
	3 ... 8	H200-A/ -D	20	5,5	3,7	H216 - 41 ... - 036V1				
			25	7,5	5,5	H220 - 41 ... - 036V1				
			32	11	7,5	H226 - 41 ... - 036V1				
			40	15	11	H233 - 41 ... - 036V1				
			63	22	18,5	H263 - 41 ... - 036V1				
Main/Emergency-OFF Switches OFF position padlockable 09h	3 ... 4	H200-C	20	5,5	3,7	H212 - 41 ... - 036V4				
	3 ... 8	H200-A/ -D	20	5,5	3,7	H216 - 41 ... - 036V4				
			25	7,5	5,5	H220 - 41 ... - 036V4				
			32	11	7,5	H226 - 41 ... - 036V4				
			40	15	11	H233 - 41 ... - 036V4				
			63	22	18,5	H263 - 41 ... - 036V4				
SMD modules for basic switch A01										
Mounting form module for 036V.			H200-A			BFA2 - 013				
			H200-B/ -C/ -D			BFB2 - 013				
V-operator module 64 x 64 mm, mounting form 036V1 Escutcheon black, handle black			H200-A/ -B/ -C/ -D			4AV1 - 09				
Legend plate silver, operator module 036V1						FAS4 - 9078				
V-operator module 64 x 64 mm, mounting form 036V4 Escutcheon black, handle red						4AV4 - 09				
Legend plate yellow, operator module 036V4						FBS4 - 9078				
Dimensions (mm)										
Product lines	A	B	B1	B2	C	C1	D1	D2	E	H
H200-A	64	36	48	60	58	39	15	5	48	70
H200-B	64	50	69	88	58	39	15	5	48	72
H200-C	64	45	-	-	50	39	15	5	48	45
H200-D	64	72	84	96	66	39	15	5	48	70

Front Mounting Switches

sälzer



Product lines
H200 -B/ -D

Front mounting switch
Operator module of size 600

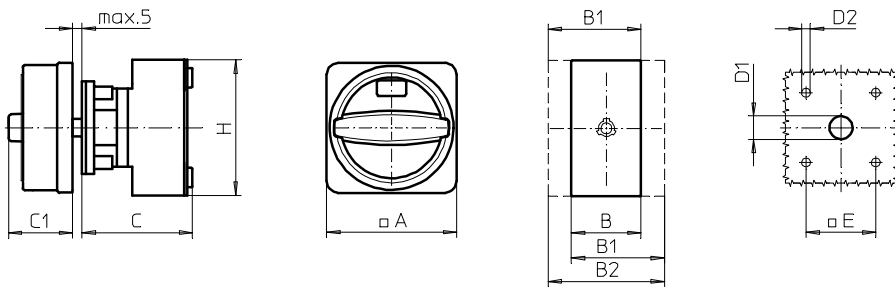
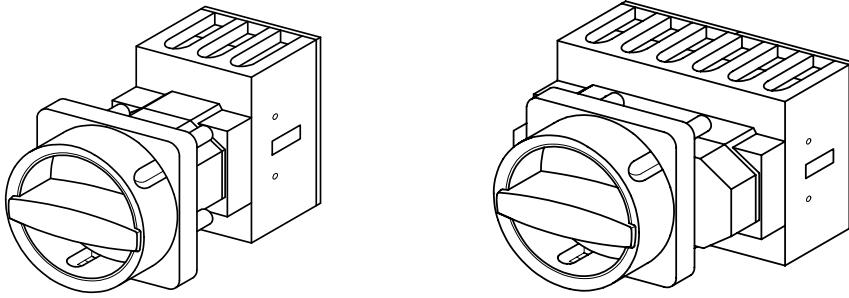
Four hole mounting
68 x 68 mm

136M1 (IP66)
136M4 (IP66)

Complete switch	Poles	Product line	Rated data (IEC 60947)			Order code number				
			Operational current I _e	Operational power at 380–440 V						
			AC-21A A	AC-23A kW	AC-3 kW					
Main Switches OFF position padlockable 09h	6 ... 8	H200-D	20	5,5	3,7	H216 - 41 ... - 136M1				
			25	7,5	5,5	H220 - 41 ... - 136M1				
			32	11	7,5	H226 - 41 ... - 136M1				
			40	15	11	H233 - 41 ... - 136M1				
			63	22	18,5	H263 - 41 ... - 136M1				
Main/Emergency-OFF Switches OFF position padlockable 09h	6 ... 8	H200-D	20	5,5	3,7	H216 - 41 ... - 136M4				
			25	7,5	5,5	H220 - 41 ... - 136M4				
			32	11	7,5	H226 - 41 ... - 136M4				
			40	15	11	H233 - 41 ... - 136M4				
			63	22	18,5	H263 - 41 ... - 136M4				
SMD modules for basic switch A01										
Mounting form module for 136M.			H200-B/ -D		BFA2 - 136					
M-padlock device 88 x 88 mm, mounting form 136M1 Escutcheon black, padlockable handle black			H200-B/ -D		6HM1					
M-padlock device 88 x 88 mm, mounting form 136M4 Escutcheon yellow, padlockable handle red					6HM4					
Dimensions (mm)										
Product lines	A	B	B1	B2	C	C1	D1	D2	E	H
H200-B	88	50	69	88	58	38	15	5,5	68	72
H200-D	88	72	84	96	66	38	15	5,5	68	70

Front Mounting Switches

sälzer



**Product lines
H200-B/ -D**

Front mounting switch
Operator module of size 600

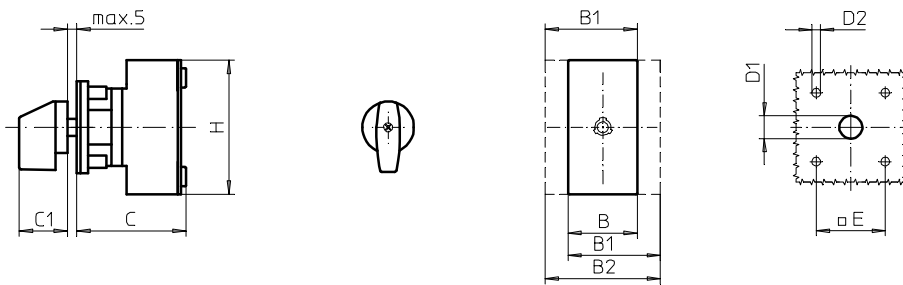
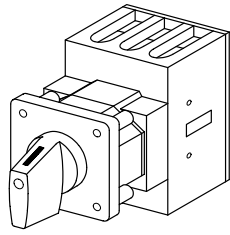
Four hole mounting
68 x 68 mm

136N1 (IP66)
136N4 (IP66)

Complete switch	Poles	Product line	Rated data (IEC 60947)			Order code number				
			Operational current I _e	Operational power at 380–440 V						
			AC-21A A	AC-23A kW	AC-3 kW					
Main Switches OFF position padlockable 09h	6 ... 8	H200 -D	20	5,5	3,7	H216 - 41 ... - 136N1				
			25	7,5	5,5	H220 - 41 ... - 136N1				
			32	11	7,5	H226 - 41 ... - 136N1				
			40	15	11	H233 - 41 ... - 136N1				
			63	22	18,5	H263 - 41 ... - 136N1				
Main/Emergency-OFF Switches OFF position padlockable 09h	6 ... 8	H200-D	20	5,5	3,7	H216 - 41 ... - 136N4				
			25	7,5	5,5	H220 - 41 ... - 136N4				
			32	11	7,5	H226 - 41 ... - 136N4				
			40	15	11	H233 - 41 ... - 136N4				
			63	22	18,5	H263 - 41 ... - 136N4				
SMD modules for basic switch A01										
Mounting form module for 136N.			H200-B/ -D		BFA2 - 136					
N-padlock device 88 x 88 mm, mounting form 136N1 Escutcheon black, padlockable handle black			H200-B/ -D		6HN1					
N-padlock device 88 x 88 mm, mounting form 136N4 Escutcheon yellow, padlockable handle red					6HN4					
Dimensions (mm)										
Product lines	A	B	B1	B2	C	C1	D1	D2	E	H
H200-B	88	50	69	88	58	33	15	5,5	68	72
H200-D	88	72	84	96	66	33	15	5,5	68	70

Front Mounting Switches

sälzer



**Product lines
H200-A/ -B/ -C**

**Front mounting switch
without escutcheon**

**Four hole mounting
36 x 36 mm**

103M1 (IP66)

Complete switch	Poles	Product line	Rated data (IEC 60947)			Order code number
			Operational current I_e	Operational power at 380–440 V		
			AC-21A A	AC-23A kW	AC-3 kW	
ON-OFF Switches Switching angle 90°	3 ... 4	H200-B	20	5,5	3,7	H212 - 41 ... - 103M1
	3 ... 4	H200-A	20	5,5	3,7	H216 - 41 ... - 103M1
			25	7,5	5,5	H220 - 41 ... - 103M1
			32	11	7,5	H226 - 41 ... - 103M1
			40	15	11	H233 - 41 ... - 103M1
	3 ... 4	H200-B	63	22	18,5	H263 - 41 ... - 103M1

SMD modules for basic switch A01

Mounting form module for 103M1
(shaft shortened by 5 mm)

M-handle black, mounting form 103M1
(without escutcheon and legend plate)

H200-A
H200-B/ -C
H200-A/ -B/ -C

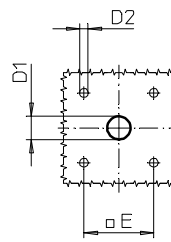
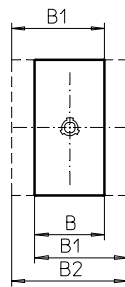
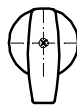
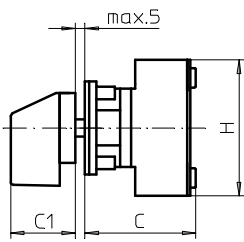
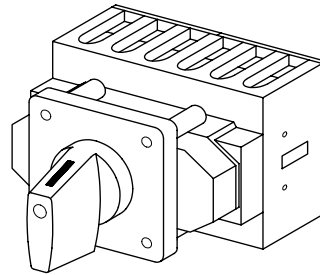
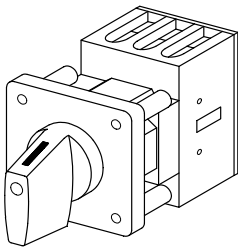
BFA2 - 103
BFB2 - 103
2XM1

Dimensions (mm)

Product lines	B	B1	B2	C	C1	D1	D2	E	H
H200-A	36	48	60	58	25	12	4,5	36	70
H200-B	50	69	88	58	25	12	4,5	36	72
H200-C	45	-	-	50	25	12	4,5	36	45

Front Mounting Switches

sälzer



Product lines
H200-A/ -B/ -C/ -D/ -E

Front mounting switch
Operator module of next size
without escutcheon

Four hole mounting
48 x 48 mm

113M1 (IP66)

Complete switch	Poles	Product line	Rated data (IEC 60947)			Order code number
			Operational current I _e	Operational power at 380–440 V		
			AC-21A A	AC-23A kW	AC-3 kW	
ON-OFF Switches Switching angle 90°	3 ... 4	H200-C	20	5,5	3,7	H212 - 41 ... - 113M1
	3 ... 8	H200-A/ -D	20	5,5	3,7	H216 - 41 ... - 113M1
			25	7,5	5,5	H220 - 41 ... - 113M1
			32	11	7,5	H226 - 41 ... - 113M1
			40	15	11	H233 - 41 ... - 113M1
3 ... 4	H200-B	63	22	18,5	H263 - 41 ... - 113M1	
Changeover with OFF Switching angle 90°	3 ... 4	H200-E	20	5,5	3,7	H216 - 71 ... - 113M1
			25	7,5	5,5	H220 - 71 ... - 113M1
			32	11	7,5	H226 - 71 ... - 113M1
			40	15	11	H233 - 71 ... - 113M1

SMD modules for basic switch A01

Mounting form module for 113M1
(shaft shortened by 5 mm)

H200-A
H200-B/ -C/ -D/ -E

BFA2 - 036
BFB2 - 036

M-handle black, mounting form 113M1
(without escutcheon and legend plate)

H200-A/ -B/ -C/ -D/ -E

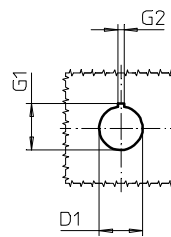
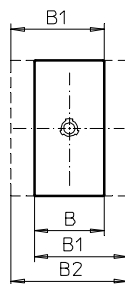
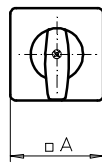
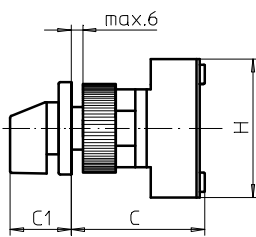
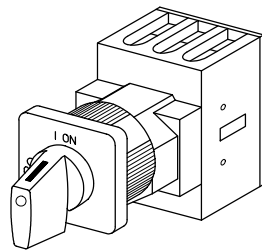
4XM1

Dimensions (mm)

Product lines	B	B1	B2	C	C1	D1	D2	E	H
H200-A	36	48	60	58	30	15	5	48	70
H200-B	50	69	88	58	30	15	5	48	72
H200-C	45	-	-	50	30	15	5	48	45
H200-D	72	84	96	66	30	15	5	48	70
H200-E	72	84	96	66	30	15	5	48	70

Front Mounting Switches

sälzer



Product lines
H200-A/ -B/ -C

Front mounting switch

Single hole mounting
ø 22,5 mm

219M1 (IP66)

Complete switch	Poles	Product line	Rated data (IEC 60947)			Order code number
			Operational current I _e	Operational power at 380–440 V		
			AC-21A A	AC-23A kW	AC-3 kW	
ON-OFF Switches Switching angle 90°	3 ... 4	H200-C	20	5,5	3,7	H212 - 41 ... - 219M1
	3 ... 4	H200-A	20	5,5	3,7	H216 - 41 ... - 219M1
			25	7,5	5,5	H220 - 41 ... - 219M1
			32	11	7,5	H226 - 41 ... - 219M1
			40	15	11	H233 - 41 ... - 219M1
	3 ... 4	H200-B	63	22	18,5	H263 - 41 ... - 219M1

SMD modules for basic switch A01

Mounting form module for 219M1

H200-A
H200-B/ -C

BFA2 - 219
BFB2 - 219

M-operator module 48 x 48 mm, mounting form 219M1
Escutcheon black, handle black

H200-A/ -B/ -C

2DM1

Legend plate silver, operator module 219M1

FAS2 - 9... (FA number)

Dimensions (mm)

Product lines	A	B	B1	B2	C	C1	D1	G1	G2	H
H200-A	48	36	48	60	75	32	22,5	24,2	3,2	70
H200-B	48	50	69	88	75	32	22,5	24,2	3,2	72
H200-C	48	45	-	-	50	32	22,5	24,2	3,2	45

Front Mounting Switches

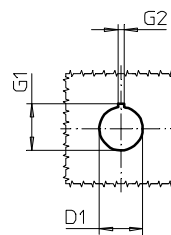
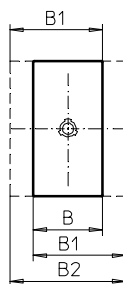
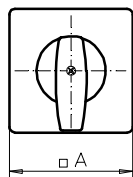
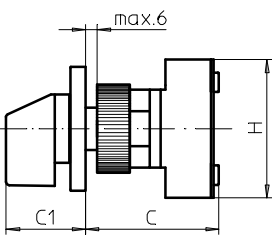
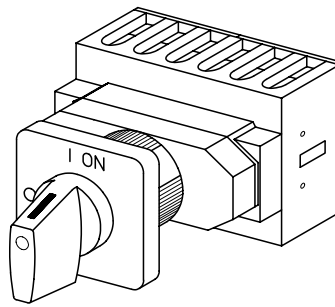
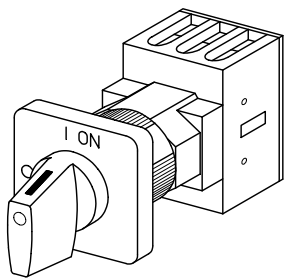
sälzer

Product lines
H200-A/ -B/ -C/ -D/ -E

Front mounting switch
Operator module of next size

Single hole mounting
ø 22,5 mm

214M1 (IP66)



Complete switch	Poles	Product line	Rated data (IEC 60947)			Order code number
			Operational current I _e	Operational power at 380–440 V		
			AC-21A A	AC-23A kW	AC-3 kW	
ON-OFF Switches Switching angle 90°	3 ... 4	H200-C	20	5,5	3,7	H212 - 41 ... - 214M1
	3 ... 8	H200-A/ -D	20	5,5	3,7	H216 - 41 ... - 214M1
			25	7,5	5,5	H220 - 41 ... - 214M1
			32	11	7,5	H226 - 41 ... - 214M1
			40	15	11	H233 - 41 ... - 214M1
3 ... 4	H200-B	63	22	18,5	H263 - 41 ... - 214M1	
Changeover with OFF Switching angle 90°	3 ... 4	H200-E	20	5,5	3,7	H216 - 71 ... - 214M1
			25	7,5	5,5	H220 - 71 ... - 214M1
			32	11	7,5	H226 - 71 ... - 214M1
			40	15	11	H233 - 71 ... - 214M1

SMD modules for basic switch A01

Mounting form module for 214M1

H200-A
H200-B/ -C/ -D/ -E

BFA2 - 219
BFB2 - 219

M-operator module 64 x 64 mm, mounting form 214M1
Escutcheon black, handle black

H200-A/ -B/ -C/ -D/ -E

2KM1

Legend plate silver, operator module 214M1

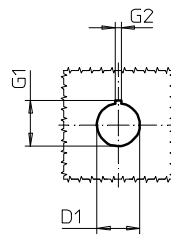
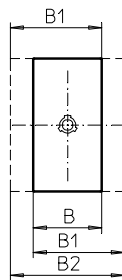
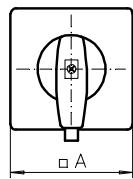
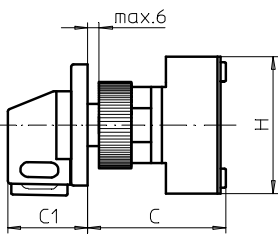
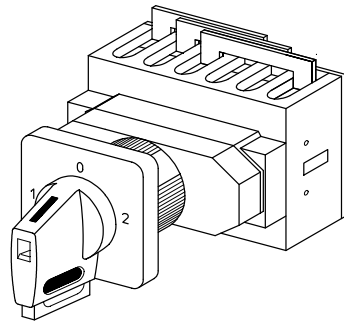
FAS4 - 9... (FA number)

Dimensions (mm)

Product lines	A	B	B1	B2	C	C1	D1	G1	G2	H
H200-A	64	36	48	60	75	39	22,5	24,2	3,2	70
H200-B	64	50	69	88	75	39	22,5	24,2	3,2	72
H200-C	64	45	-	-	50	39	22,5	24,2	3,2	45
H200-D	64	72	84	96	83	39	22,5	24,2	3,2	70
H200-E	64	72	84	96	83	39	22,5	24,2	3,2	70

Front Mounting Switches

sälzer



Product line
H200-E

Front mounting switch
Operator module of next size

Single hole mounting
ø 22,5 mm

214V1 (IP66)
213V1 (IP66)

Complete switch	Poles	Product line	Rated data (IEC 60947)			Order code number
			Operational current I _e	Operational power at 380–440 V		
			AC-21A A	AC-23A kW	AC-3 kW	
Changeover with OFF Switching angle 90° OFF position padlockable	3 ... 4	H200-E	20	5,5	3,7	H216 - 71 ... - 214V1
			25	7,5	5,5	H220 - 71 ... - 214V1
			32	11	7,5	H226 - 71 ... - 214V1
			40	15	11	H233 - 71 ... - 214V1
Changeover with OFF Switching angle 90° 3 positions padlockable (09h/12h/03h)	3 ... 4	H200-E	20	5,5	3,7	H216 - 71 ... - 213V1
			25	7,5	5,5	H220 - 71 ... - 213V1
			32	11	7,5	H226 - 71 ... - 213V1
			40	15	11	H233 - 71 ... - 213V1

SMD modules for basic switch A01

Mounting form module for 214V1/ 213V1

H200-E

BFB2 - 219

V-operator module 64 x 64 mm, mounting form 214V1
Escutcheon black, handle black

2KV1 - 12

V-operator module 64 x 64 mm, mounting form 213V1
Escutcheon black, handle black

2KV1 - 99

Legend plate silver, operator modules 214V1/ 213V1

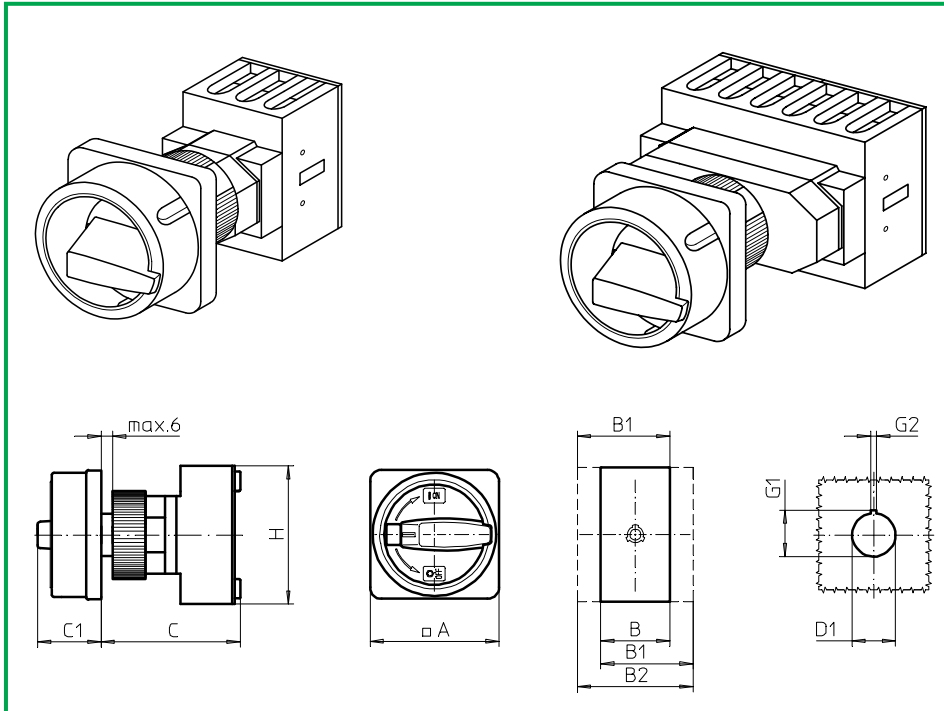
FAS4 - 9... (FA number)

Dimensions (mm)

Product line	A	B	B1	B2	C	C1	D1	G1	G2	H
H200-E	64	72	84	96	83	39	22,5	24,2	3,2	70

Front Mounting Switches

sälzer



**Product lines
H200-A/ -B/ -C/ -D**

Front mounting switch

**Single hole mounting
ø 22,5 mm**

**206M1 (IP66)
206M4 (IP66)**

Complete switch	Poles	Product line	Rated data (IEC 60947)			Order code number
			Operational current I _e	Operational power at 380–440 V		
			AC-21A A	AC-23A kW	AC-3 kW	
Main Switches OFF position padlockable 09h	3 ... 4	H200-C	20	5,5	3,7	H212 - 41 ... - 206M1
	3 ... 8	H200-A/ -D	20	5,5	3,7	H216 - 41 ... - 206M1
			25	7,5	5,5	H220 - 41 ... - 206M1
			32	11	7,5	H226 - 41 ... - 206M1
			40	15	11	H233 - 41 ... - 206M1
3 ... 4	H200-B	63	22	18,5	H263 - 41 ... - 206M1	
Main/Emergency-Off Switches OFF position padlockable 09h	3 ... 4	H200-C	20	5,5	3,7	H212 - 41 ... - 206M4
	3 ... 8	H200-A/ -D	20	5,5	3,7	H216 - 41 ... - 206M4
			25	7,5	5,5	H220 - 41 ... - 206M4
			32	11	7,5	H226 - 41 ... - 206M4
			40	15	11	H233 - 41 ... - 206M4
3 ... 4	H200-B	63	22	18,5	H263 - 41 ... - 206M4	

SMD modules for basic switch A01

Mounting form module for 206M.

H200-A
H200-B/ -C/ -D
H200-A/ -B/ -C/ -D

**BFA2 - 219
BFB2 - 219**

M-padlock device 67 x 67 mm, mounting form 206M1
Escutcheon black, padlockable handle black

2FM1

M-padlock device 67 x 67 mm, mounting form 206M4
Escutcheon yellow, padlockable handle red

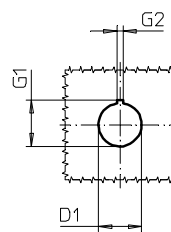
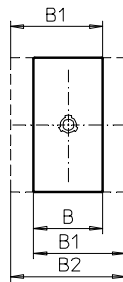
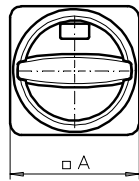
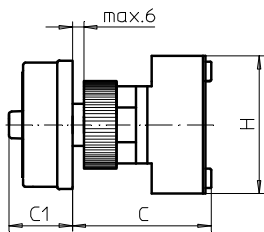
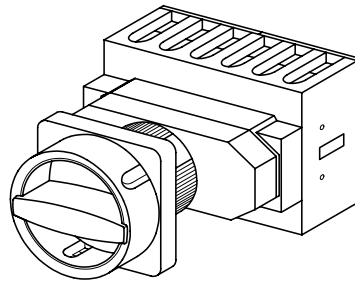
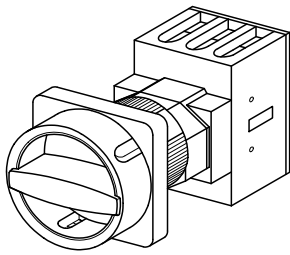
2FM4

Dimensions (mm)

Product lines	A	B	B1	B2	C	C1	D1	G1	G2	H
H200-A	67	36	48	60	75	38	22,5	24,2	3,2	70
H200-B	67	50	69	88	75	38	22,5	24,2	3,2	72
H200-C	67	45	-	-	50	38	22,5	24,2	3,2	50
H200-D	67	72	84	96	83	38	22,5	24,2	3,2	70

Front Mounting Switches

sälzer



Product lines
H200-A/ -B/ -C/ -D

Front mounting switch

Single hole mounting
ø 22,5 mm

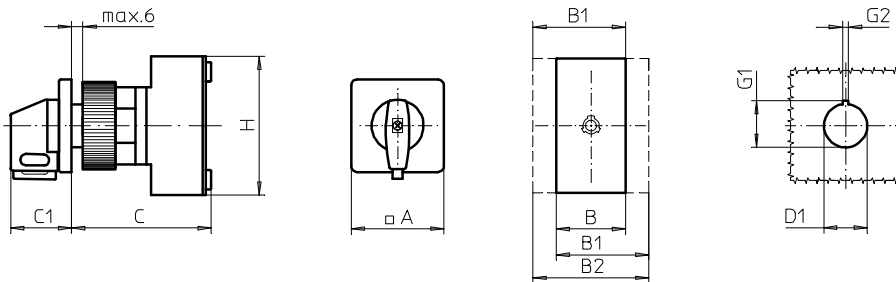
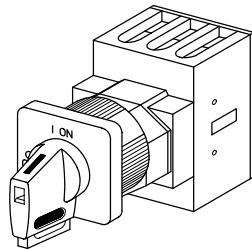
206N1 (IP66)

206N4 (IP66)

Complete switch	Poles	Product line	Rated data (IEC 60947)			Order code number				
			Operational current I _e	Operational power at 380–440 V						
			AC-21A A	AC-23A kW	AC-3 kW					
Main Switches OFF position padlockable 09h	3 ... 4	H200-C	20	5,5	3,7	H212 - 41 ... - 206N1				
	3 ... 8	H200-A/ -D	20	5,5	3,7	H216 - 41 ... - 206N1				
			25	7,5	5,5	H220 - 41 ... - 206N1				
			32	11	7,5	H226 - 41 ... - 206N1				
			40	15	11	H233 - 41 ... - 206N1				
3 ... 4	H200-B	63	22	18,5	H263 - 41 ... - 206N1					
Main/Emergency-Off Switches OFF position padlockable 09h	3 ... 4	H200-C	20	5,5	3,7	H212 - 41 ... - 206N4				
	3 ... 8	H200-A/ -D	20	5,5	3,7	H216 - 41 ... - 206N4				
			25	7,5	5,5	H220 - 41 ... - 206N4				
			32	11	7,5	H226 - 41 ... - 206N4				
			40	15	11	H233 - 41 ... - 206N4				
3 ... 4	H200-B	63	22	18,5	H263 - 41 ... - 206N4					
SMD modules for basic switch A01										
Mounting form module for 206N.			H200-A			BFA2 - 219				
			H200-B/ -C/ -D			BFB2 - 219				
N-padlock device 67 x 67 mm, mounting form 206N1 Escutcheon black, padlockable handle black			H200-A/ -B/ -C/ -D			2FN1				
N-padlock device 67 x 67 mm, mounting form 206N4 Escutcheon yellow, padlockable handle red						2FN4				
Dimensions (mm)										
Product lines	A	B	B1	B2	C	C1	D1	G1	G2	H
H200-A	67	36	48	60	75	33	22,5	24,2	3,2	70
H200-B	67	50	69	88	75	33	22,5	24,2	3,2	72
H200-C	67	45	-	-	50	33	22,5	24,2	3,2	45
H200-D	67	72	84	96	83	33	22,5	24,2	3,2	70

Front Mounting Switches

sälzer



Product lines
H200-A/ -B/ -C

Front mounting switch

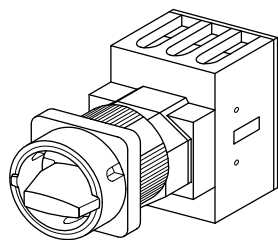
Single hole mounting
ø 22,5 mm

206V1 (IP66)
206V4 (IP66)

Complete switch	Poles	Product line	Rated data (IEC 60947)			Order code number				
			Operational current I _e	Operational power at 380–440 V						
			AC-21A A	AC-23A kW	AC-3 kW					
Main Switches OFF position padlockable 09h	3 ... 4	H200-C	20	5,5	3,7	H212 - 41 ... - 206V1				
	3 ... 4	H200-A	20	5,5	3,7	H216 - 41 ... - 206V1				
			25	7,5	5,5	H220 - 41 ... - 206V1				
			32	11	7,5	H226 - 41 ... - 206V1				
			40	15	11	H233 - 41 ... - 206V1				
3 ... 4	H200-B	63	22	18,5	H263 - 41 ... - 206V1					
Main/Emergency-Off Switches OFF position padlockable 09h	3 ... 4	H200-C	20	5,5	3,7	H212 - 41 ... - 206V4				
	3 ... 4	H200-A	20	5,5	3,7	H216 - 41 ... - 206V4				
			25	7,5	5,5	H220 - 41 ... - 206V4				
			32	11	7,5	H226 - 41 ... - 206V4				
			40	15	11	H233 - 41 ... - 206V4				
3 ... 4	H200-B	63	22	18,5	H263 - 41 ... - 206V4					
SMD modules for basic switch A01										
Mounting form module for 206V.			H200-A H200-B/ -C			BFA2 - 219 BFB2 - 219				
V-operator module 48 x 48 mm, mounting form 206V1 Escutcheon black, handle black			H200-A/ -B/ -C			2DV1 - 09				
Legend plate silver, operator module 206V1						FAS2 - 9078				
V-operator module 48 x 48 mm, mounting form 206V4 Escutcheon black, handle red						2DV4 - 09				
Legend plate yellow, operator module 206V4						FBS2 - 9078				
Dimensions (mm)										
Product lines	A	B	B1	B2	C	C1	D1	G1	G2	H
H200-A	48	36	48	60	75	32	22,5	24,2	3,2	70
H200-B	48	50	69	88	75	32	22,5	24,2	3,2	72
H200-C	48	45	-	-	50	32	22,5	24,2	3,2	45

Front Mounting Switches

sälzer

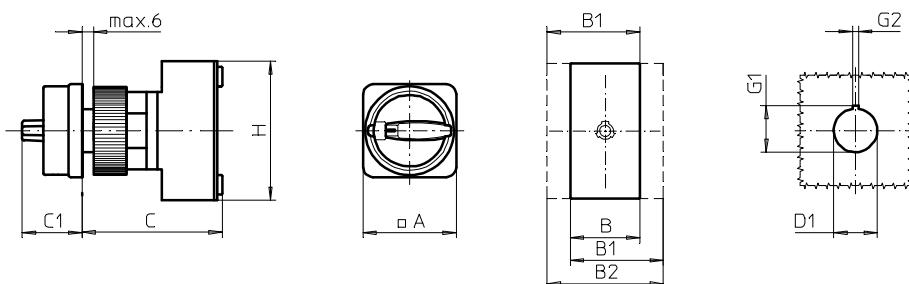


Product lines
H200-A/ -B/ -C

Front mounting switch

Single hole mounting
ø 22,5 mm

205M1 (IP66)
205M4 (IP66)



Complete switch	Poles	Product line	Rated data (IEC 60947)			Order code number
			Operational current I _e	Operational power at 380–440 V		
			AC-21A A	AC-23A kW	AC-3 kW	
Main Switches OFF position padlockable 09h	3 ... 4	H200-C	20	5,5	3,7	H212 - 41 ... - 205M1
	3 ... 4	H200-A	20 25 32 40	5,5 7,5 11 15	3,7 5,5 7,5 11	H216 - 41 ... - 205M1 H220 - 41 ... - 205M1 H226 - 41 ... - 205M1 H233 - 41 ... - 205M1
	3 ... 4	H200-B	63	22	18,5	H263 - 41 ... - 205M1
Main/Emergency-Off Switches OFF position padlockable 09h	3 ... 4	H200-C	20	5,5	3,7	H212 - 41 ... - 205M4
	3 ... 4	H200-A	20 25 32 40	5,5 7,5 11 15	3,7 5,5 7,5 11	H216 - 41 ... - 205M4 H220 - 41 ... - 205M4 H226 - 41 ... - 205M4 H233 - 41 ... - 205M4
	3 ... 4	H200-B	63	22	18,5	H263 - 41 ... - 205M4

SMD modules for basic switch A01

Mounting form module for 205M.

H200-A
H200-B/ -C

BFA2 - 219
BFB2 - 219

M-padlock device 48 x 48 mm, mounting form 205M1
Escutcheon black, padlockable handle black

H200-A/ -B/ -C

2EM1

M-padlock device 48 x 48 mm, mounting form 205M4
Escutcheon yellow, padlockable handle red

2EM4

Dimensions (mm)

Product lines	A	B	B1	B2	C	C1	D1	G1	G2	H
H200-A	48	36	48	60	75	31	22,5	24,2	3,2	70
H200-B	48	50	69	88	75	31	22,5	24,2	3,2	72
H200-C	48	45	-	-	75	31	22,5	24,2	3,2	45

Front Mounting Switches

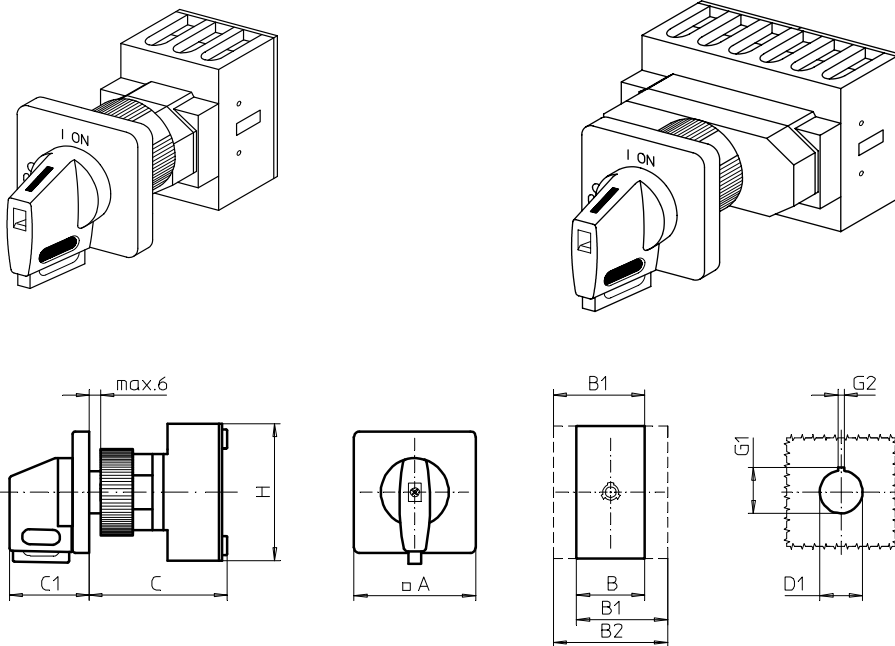
sälzer

Product lines
H200-A/ -B/- C/ -D

Front mounting switch
Operator module of next size

Single hole mounting
ø 22,5 mm

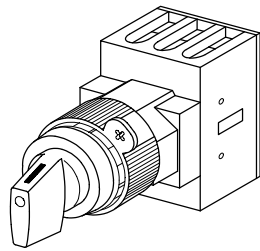
226V1 (IP66)
226V4 (IP66)



Complete switch	Poles	Product line	Rated data (IEC 60947)			Order code number				
			Operational current I _e	Operational power at 380–440 V						
			AC-21A A	AC-23A kW	AC-3 kW					
Main Switches OFF position padlockable 09h	3 ... 4	H200-C	20	5,5	3,7	H212 - 41 ... - 226V1				
	3 ... 8	H200-A/ -D	20	5,5	3,7	H216 - 41 ... - 226V1				
			25	7,5	5,5	H220 - 41 ... - 226V1				
			32	11	7,5	H226 - 41 ... - 226V1				
			40	15	11	H233 - 41 ... - 226V1				
3 ... 4	H200-B	63	22	18,5	H263 - 41 ... - 226V1					
Main/Emergency-Off Switches OFF position padlockable 09h	3 ... 4	H200-C	20	5,5	3,7	H212 - 41 ... - 226V4				
	3 ... 8	H200-A/ -D	20	5,5	3,7	H216 - 41 ... - 226V4				
			25	7,5	5,5	H220 - 41 ... - 226V4				
			32	11	7,5	H226 - 41 ... - 226V4				
			40	15	11	H233 - 41 ... - 226V4				
3 ... 4	H200-B	63	22	18,5	H263 - 41 ... - 226V4					
SMD modules for basic switch A01										
Mounting form module for 226V.			H200-A H200-B/ -C/ -D		BFA2 - 219 BFB2 - 219					
V-operator module 64 x 64 mm, mounting form 226V1 Escutcheon black, handle black			H200-A/ -B/ -C/ -D		2KV1 - 09					
Legend plate silver, operator module 226V1					FAS4 - 9078					
V-operator module 64 x 64 mm, mounting form 226V4 Escutcheon black, handle red					2KV4 - 09					
Legend plate yellow, operator module 226V4					FBS4 - 9078					
Dimensions (mm)										
Product lines	A	B	B1	B2	C	C1	D1	G1	G2	H
H200-A	64	36	48	60	75	39	22,5	24,2	3,2	70
H200-B	64	50	69	88	75	39	22,5	24,2	3,2	72
H200-C	64	45	-	-	50	39	22,5	24,2	3,2	45
H200-D	64	72	84	96	83	39	22,5	24,2	3,2	70

Front Mounting Switches

sälzer

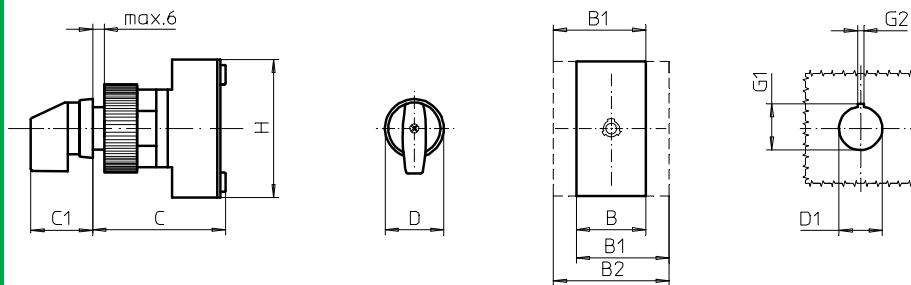


Product lines
H200-A/ -B/ -C

Front mounting switch
With front ring

Single hole mounting
ø 22,5 mm

218M1 (IP66)



Complete switch	Poles	Product line	Rated data (IEC 60947)			Order code number
			Operational current I _e	Operational power at 380–440 V		
			AC-21A A	AC-23A kW	AC-3 kW	
ON-OFF Switches Switching angle 90°	3 ... 4	H200-C	20	5,5	3,7	H212 - 41 ... - 218M1
	3 ... 4	H200-A	20	5,5	3,7	H216 - 41 ... - 218M1
			25	7,5	5,5	H220 - 41 ... - 218M1
			32	11	7,5	H226 - 41 ... - 218M1
			40	15	11	H233 - 41 ... - 218M1
	3 ... 4	H200-B	63	22	18,5	H263 - 41 ... - 218M1

SMD modules for basic switch A01

Mounting form module for 218M1

H200-A
H200-B/ -C

BFA2 - 219
BFB2 - 219

Frontring black ø 30,5 mm M-handle black, mounting form 218M1
(front ring without inscription)

H200-A/ -B/ -C

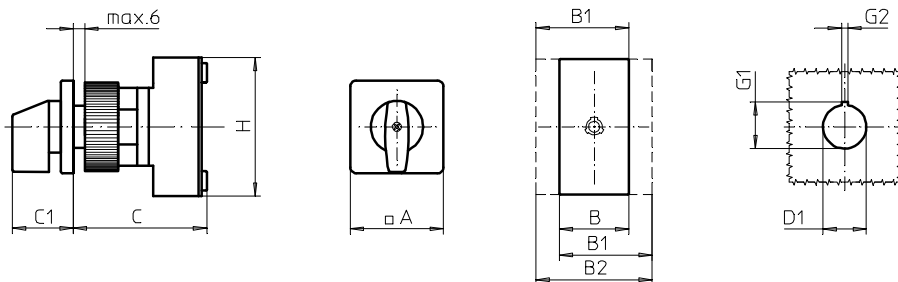
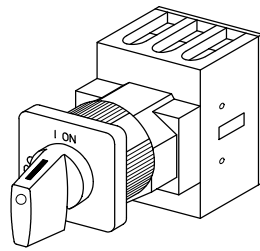
2HM1

Dimensions (mm)

Product lines	B	B1	B2	C	C1	D	D1	G1	G2	H
H200-A	36	48	60	75	31,5	31	22,5	24,2	3,2	70
H200-B	50	69	88	75	31,5	31	22,5	24,2	3,2	72
H200-C	45	-	-	50	31,5	31	22,5	24,2	3,2	45

Front Mounting Switches

sälzer



Product lines
H200-A/ -B/ -C

Front mounting switch

Single hole mounting
ø 30,5 mm

209M1 (IP66)

Complete switch	Poles	Product line	Rated data (IEC 60947)			Order code number
			Operational current I _e	Operational power at 380–440 V		
			AC-21A A	AC-23A kW	AC-3 kW	
ON-OFF Switches Switching angle 90°	3 ... 4	H200-C	20	5,5	3,7	H212 - 41 ... - 209M1
	3 ... 4	H200-A	20	5,5	3,7	H216 - 41 ... - 209M1
			25	7,5	5,5	H220 - 41 ... - 209M1
			32	11	7,5	H226 - 41 ... - 209M1
			40	15	11	H233 - 41 ... - 209M1
	3 ... 4	H200-B	63	22	18,5	H263 - 41 ... - 209M1

SMD modules for basic switch A01

Mounting form module for 209M1

H200-A
H200-B/ -C

BFA2 - 219
BFB2 - 219

M-operator module 48 x 48 mm, mounting form 209M1
Escutcheon black, handle black

H200-A/ -B/ -C

2DM1 - 30

Legend plate silver, operator module 209M1

FAS2 - 9... (FA number)

Dimensions (mm)

Product lines	A	B	B1	B2	C	C1	D1	G1	G2	H
H200-A	48	36	48	60	75	32	30,5	33	4,8	70
H200-B	48	50	69	88	75	32	30,5	33	4,8	72
H200-C	48	45	-	-	50	32	30,5	33	4,8	45

Front Mounting Switches

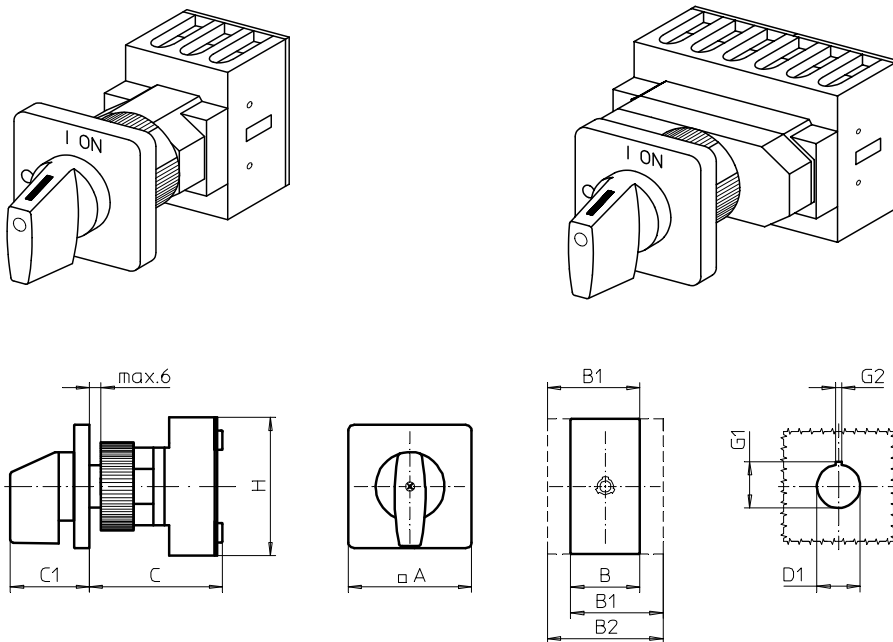
sälzer

Product lines
H200-A/ -B/ -C/ -D/ -E

Front mounting switch
Operator module of next size

Single hole mounting
ø 30,5 mm

204M1 (IP66)



Complete switch	Poles	Product line	Rated data (IEC 60947)			Order code number
			Operational current I _e	Operational power at 380–440 V		
			AC-21A A	AC-23A kW	AC-3 kW	
ON-OFF Switches Switching angle 90°	3 ... 4	H200-C	20	5,5	3,7	H212 - 41 ... - 204M1
	3 ... 8	H200-A/ -D	20	5,5	3,7	H216 - 41 ... - 204M1
			25	7,5	5,5	H220 - 41 ... - 204M1
			32	11	7,5	H226 - 41 ... - 204M1
			40	15	11	H233 - 41 ... - 204M1
	3 ... 4	H200-B	63	22	18,5	H263 - 41 ... - 204M1
Changeover with OFF Switching angle 90°	3 ... 4	H200-E	20	5,5	3,7	H216 - 71 ... - 204M1
			25	7,5	5,5	H220 - 71 ... - 204M1
			32	11	7,5	H226 - 71 ... - 204M1
			40	22	18,5	H233 - 71 ... - 204M1

SMD modules for basic switch A01

Mounting form module for 204M1

H200-A
H200-B/ -C/ -D/ -E

BFA2 - 219
BFB2 - 219

M-operator module 64 x 64 mm, mounting form 204M1
Escutcheon black, handle black

H200-A/ -B/ -C/ -D/ -E

2KM1 - 30

Legend plate silver, operator module 204M1

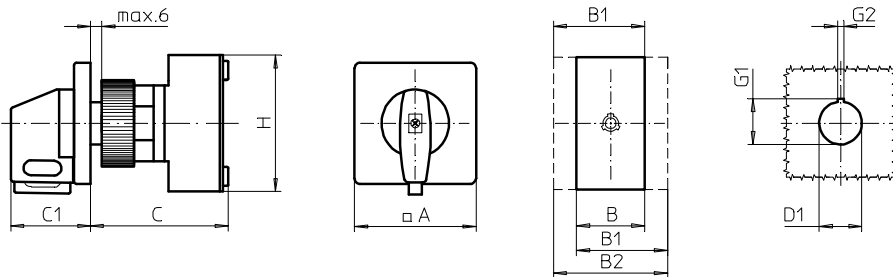
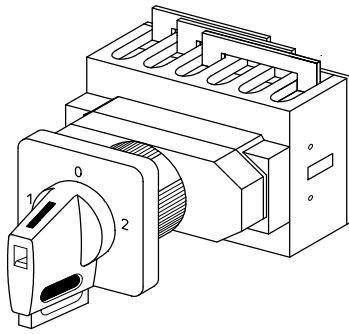
FAS4 - 9... (FA number)

Dimensions (mm)

Product lines	A	B	B1	B2	C	C1	D1	G1	G2	H
H200-A	64	36	48	60	75	39	30,5	33	4,8	70
H200-B	64	50	69	88	75	39	30,5	33	4,8	72
H200-C	64	45	-	-	50	39	30,5	33	4,8	45
H200-D	64	72	84	96	83	39	30,5	33	4,8	70
H200-E	64	72	84	96	83	39	30,5	33	4,8	70

Front Mounting Switches

sälzer



Product line
H200-E

Front mounting switch
Operator module of next size

Single hole mounting
ø 30,5 mm

204V1 (IP66)
203V1 (IP66)

Complete switch	Poles	Product line	Rated data (IEC 60947)			Order code number
			Operational current I _e	Operational power at 380–440 V		
			AC-21A A	AC-23A kW	AC-3 kW	
Changeover with OFF Switching angle 90° OFF position padlockable	3 ... 4	H200-E	20	5,5	3,7	H216 - 71 ... - 204V1
			25	7,5	5,5	H220 - 71 ... - 204V1
			32	11	7,5	H226 - 71 ... - 204V1
			40	15	11	H233 - 11 ... - 204V1
Changeover with OFF Switching angle 90° 3 positions padlockable (09h/12h/03h)	3 ... 4	H200-E	20	5,5	3,7	H216 - 71 ... - 203V1
			25	7,5	5,5	H220 - 71 ... - 203V1
			32	11	7,5	H226 - 71 ... - 203V1
			40	15	11	H233 - 71 ... - 203V1

SMD modules for basic switch A01

Mounting form module for 204V1/ 203V1	H200-E	BFB2 - 219
V-operator module 64 x 64 mm, mounting form 204V1 Escutcheon black, handle black		2KV1 - 1230
V-operator module 64 x 64 mm, mounting form 203V1 Escutcheon black, handle black		2KV1 - 9930
Legend plate silver, operator module 204V1/ 203V1		FAS4 - 9... (FA number)

Dimensions (mm)

Product line	A	B	B1	B2	C	C1	D1	G1	G2	H
H200-E	64	72	84	96	83	39	30,5	33	4,8	70

Front Mounting Switches

sälzer

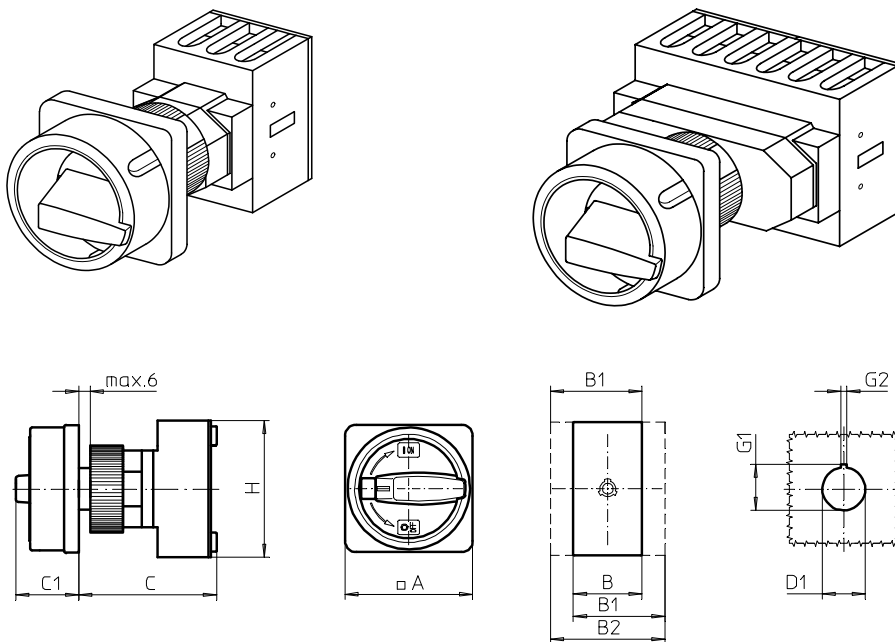
**Product lines
H200-A/ -B/ -C/ -D**

Front mounting switch

**Single hole mounting
ø 30,5 mm**

216M1 (IP66)

216M4 (IP66)



Complete switch	Poles	Product line	Rated data (IEC 60947)			Order code number
			Operational current I _e	Operational power at 380–440 V		
			AC-21A A	AC-23A kW	AC-3 kW	
Main Switches OFF position padlockable 09h	3 ... 4	H200-C	20	5,5	3,7	H212 - 41 ... - 216M1
	3 ... 8	H200-A/ -D	20	5,5	3,7	H216 - 41 ... - 216M1
			25	7,5	5,5	H220 - 41 ... - 216M1
			32	11	7,5	H226 - 41 ... - 216M1
			40	15	11	H233 - 41 ... - 216M1
3 ... 4	H200-B	63	22	18,5	H263 - 41 ... - 216M1	
Main/Emergency-Off Switches OFF position padlockable 09h	3 ... 4	H200-C	20	5,5	3,7	H212 - 41 ... - 216M4
	3 ... 8	H200-A/ -D	20	5,5	3,7	H216 - 41 ... - 216M4
			25	7,5	5,5	H220 - 41 ... - 216M4
			32	11	7,5	H226 - 41 ... - 216M4
			40	15	11	H233 - 41 ... - 216M4
3 ... 4	H200-B	63	22	18,5	H263 - 41 ... - 216M4	

SMD modules for basic switch A01

Mounting form module for 216M.

H200-A
H200-B/ -C/ -D

BFA2 - 219
BFB2 - 219

M-padlock device 67 x 67 mm, mounting form 216M1
Escutcheon black, padlockable handle black

H200-A/ -B/ -C/ -D

2FM1 - 30

M-padlock device 67 x 67 mm, mounting form 216M4
Escutcheon yellow, padlockable handle red

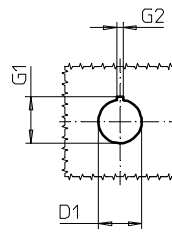
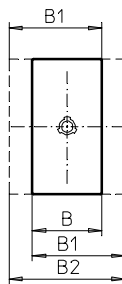
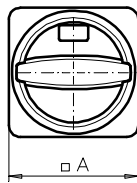
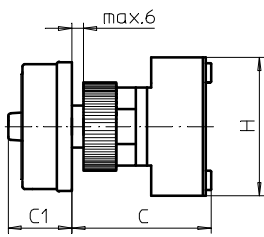
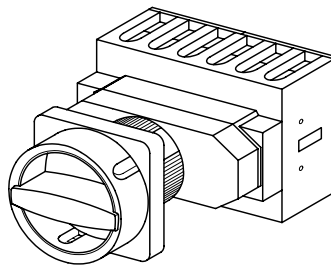
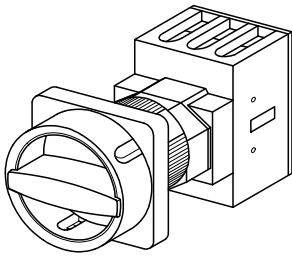
2FM4 - 30

Dimensions (mm)

Product lines	A	B	B1	B2	C	C1	D1	G1	G2	H
H200-A	67	36	48	60	75	38	30,5	33	4,8	70
H200-B	67	50	69	88	75	38	30,5	33	4,8	72
H200-C	67	45	-	-	50	38	30,5	33	4,8	45
H200-D	67	72	84	96	83	38	30,5	33	4,8	70

Front Mounting Switches

sälzer



Product lines
H200-A/ -B/ -C/ -D

Front mounting switch

Single hole mounting
ø 30,5 mm

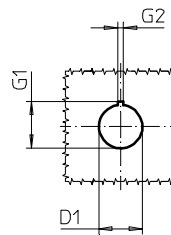
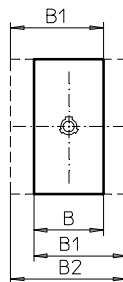
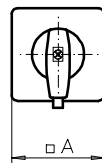
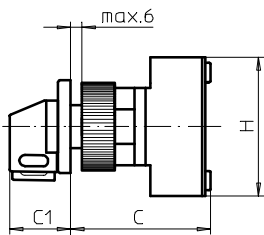
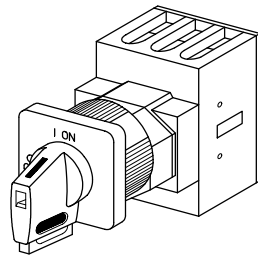
216N1 (IP66)

216N4 (IP66)

Complete switch	Poles	Product line	Rated data (IEC 60947)			Order code number				
			Operational current I _e	Operational power at 380–440 V						
			AC-21A A	AC-23A kW	AC-3 kW					
Main Switches OFF position padlockable 09h	3 ... 4	H200-C	20	5,5	3,7	H212 - 41 ... - 216N1				
	3 ... 8	H200-A/ -D	20	5,5	3,7	H216 - 41 ... - 216N1				
			25	7,5	5,5	H220 - 41 ... - 216N1				
			32	11	7,5	H226 - 41 ... - 216N1				
			40	15	11	H233 - 41 ... - 216N1				
			63	22	18,5	H263 - 41 ... - 216N1				
Main/Emergency-Off Switches OFF position padlockable 09h	3 ... 4	H200-B	20	5,5	3,7	H212 - 41 ... - 216N4				
	3 ... 8	H200-A/ -D	20	5,5	3,7	H216 - 41 ... - 216N4				
			25	7,5	5,5	H220 - 41 ... - 216N4				
			32	11	7,5	H226 - 41 ... - 216N4				
			40	15	11	H233 - 41 ... - 216N4				
			63	22	18,5	H263 - 41 ... - 216N4				
SMD modules for basic switch A01										
Mounting form module for 216N.			H200-A			BFA2 - 219				
			H200-B/ -C/ -D			BFB2 - 219				
N-padlock device 67 x 67 mm, mounting form 216N1 Escutcheon black, padlockable handle black			H200-A/ -B/ -C/ -D		2FN1 - 30					
N-padlock device 67 x 67 mm, mounting form 216N4 Escutcheon yellow, padlockable handle red					2FN4 - 30					
Dimensions (mm)										
Product lines	A	B	B1	B2	C	C1	D1	G1	G2	H
H200-A	67	36	48	60	75	33	30,5	33	4,8	70
H200-B	67	50	69	88	75	33	30,5	33	4,8	72
H200-C	67	45	-	-	50	33	30,5	33	4,8	45
H200-D	67	72	84	96	83	33	30,5	33	4,8	70

Front Mounting Switches

sälzer



Product lines
H200-A/ -B

Front mounting switch

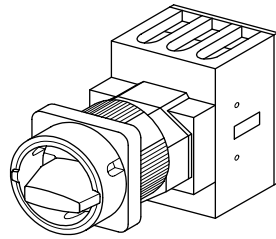
Single hole mounting
ø 30,5 mm

215V1 (IP66)
215V4 (IP66)

Complete switch	Poles	Product line	Rated data (IEC 60947)			Order code number				
			Operational current I _e	Operational power at 380–440 V						
			AC-21A A	AC-23A kW	AC-3 kW					
Main Switches OFF position padlockable 09h	3 ... 4	H200-C	20	5,5	3,7	H212 - 41 ... - 215V1				
	3 ... 4	H200-A	20	5,5	3,7	H216 - 41 ... - 215V1				
			25	7,5	5,5	H220 - 41 ... - 215V1				
			32	11	7,5	H226 - 41 ... - 215V1				
			40	15	11	H233 - 41 ... - 215V1				
			63	22	18,5	H263 - 41 ... - 215V1				
Main/Emergency-Off Switches OFF position padlockable 09h	3 ... 4	H200-C	20	5,5	3,7	H212 - 41 ... - 215V4				
	3 ... 4	H200-A	20	5,5	3,7	H216 - 41 ... - 215V4				
			25	7,5	5,5	H220 - 41 ... - 215V4				
			32	11	7,5	H226 - 41 ... - 215V4				
			40	15	11	H233 - 41 ... - 215V4				
			63	22	18,5	H263 - 41 ... - 215V4				
3 ... 4	H200-B	63	22	18,5	H263 - 41 ... - 215V4					
SMD modules for basic switch A01										
Mounting form module for 215V.			H200-A H200-B/ -C		BFA2 - 219 BFB2 - 219					
V-operator module 48 x 48 mm, mounting form 215V1 Escutcheon black, handle black			H200-A/ -B/ -C		2DV1 - 0930					
Legend plate silver, operator module 215V1					FAS2 - 9078					
V-operator module 48 x 48 mm, mounting form 215V4 Escutcheon black, handle red					2DV4 - 0930					
Legend plate yellow, operator module 215V4					FBS2 - 9078					
Dimensions (mm)										
Product lines	A	B	B1	B2	C	C1	D1	G1	G2	H
H200-A	48	36	48	60	75	32	30,5	33	4,8	70
H200-B	48	50	69	88	75	32	30,5	33	4,8	72
H200-C	48	45	-	-	50	32	30,5	33	4,8	45

Front Mounting Switches

sälzer

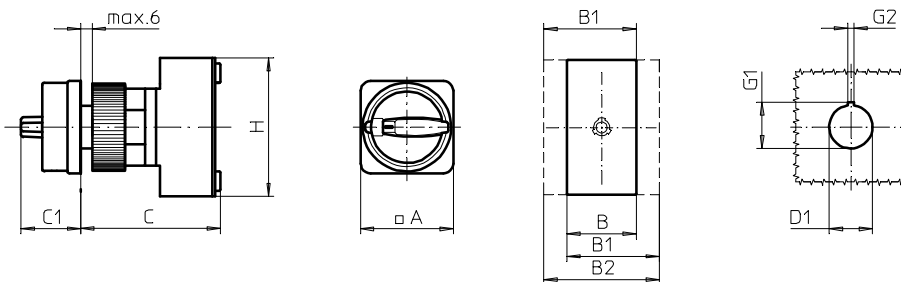


Product lines
H200-A/ -B/ -C

Front mounting switch

Single hole mounting
ø 30,5 mm

215M1 (IP66)
215M4 (IP66)



Complete switch	Poles	Product line	Rated data (IEC 60947)			Order code number
			Operational current I _e	Operational power at 380–440 V		
			AC-21A A	AC-23A kW	AC-3 kW	
Main Switches	3 ... 4	H200-C	20	5,5	3,7	H212 - 41 ... - 215M1
OFF position padlockable 09h	3 ... 4	H200-A	20	5,5	3,7	H216 - 41 ... - 215M1
			25	7,5	5,5	H220 - 41 ... - 215M1
			32	11	7,5	H226 - 41 ... - 215M1
			40	15	11	H233 - 41 ... - 215M1
	3 ... 4	H200-B	63	22	18,5	H263 - 41 ... - 215M1
Main/Emergency-Off Switches	3 ... 4	H200-C	20	5,5	3,7	H212 - 41 ... - 215M4
OFF position padlockable 09h	3 ... 4	H200-A	20	5,5	3,7	H216 - 41 ... - 215M4
			25	7,5	5,5	H220 - 41 ... - 215M4
			32	11	7,5	H226 - 41 ... - 215M4
			40	15	11	H233 - 41 ... - 215M4
	3 ... 4	H200-B	63	22	18,5	H263 - 41 ... - 215M4

SMD modules for basic switch A01

Mounting form module for 215M.

H200-A
H200-B/ -C

BFA2 - 219
BFB2 - 219

M-padlock device 48 x 48 mm, mounting form 215M1
Escutcheon black, padlockable handle black

H200-A/ -B/ -C

2EM1 - 30

M-padlock device 48 x 48 mm, mounting form 215M4
Escutcheon yellow, padlockable handle red

2EM4 - 30

Dimensions (mm)

Product lines	A	B	B1	B2	C	C1	D1	G1	G2	H
H200-A	48	36	48	60	75	31	30,5	33	4,8	70
H200-B	48	50	69	88	75	31	30,5	33	4,8	72
H200-C	48	45	-	-	50	31	30,5	33	4,8	45

Front Mounting Switches

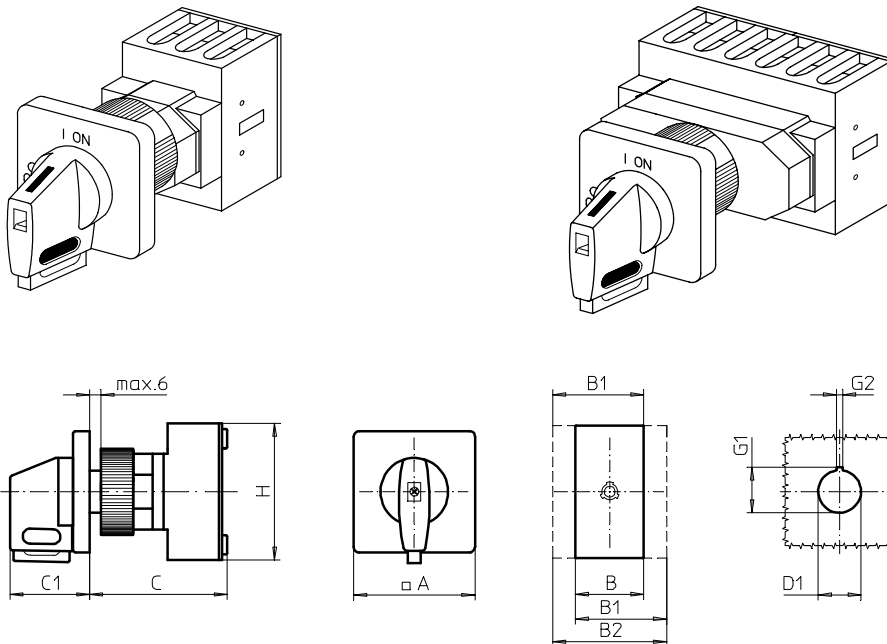
sälzer

Product lines
H200-A/ -B/ -C/ -D

Front mounting switch
Operator module of next size

Single hole mounting
ø 30,5 mm

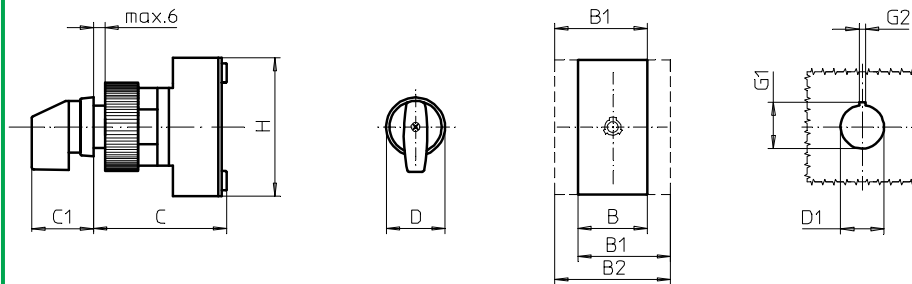
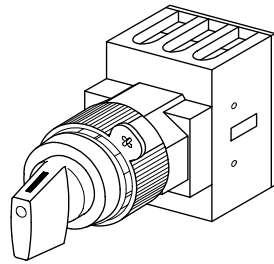
216V1 (IP66)
216V4 (IP66)



Complete switch	Poles	Product line	Rated data (IEC 60947)			Order code number				
			Operational current I _e	Operational power at 380–440 V						
			AC-21A A	AC-23A kW	AC-3 kW					
Main Switches OFF position padlockable 09h	3 ... 4	H200-C	20	5,5	3,7	H212 - 41 ... - 216V1				
	3 ... 8	H200-A/ -D	20	5,5	3,7	H216 - 41 ... - 216V1				
			25	7,5	5,5	H220 - 41 ... - 216V1				
			32	11	7,5	H226 - 41 ... - 216V1				
			40	15	11	H233 - 41 ... - 216V1				
3 ... 4	H200-B	63	22	18,5	H263 - 41 ... - 216V1					
Main/Emergency-Off Switches OFF position padlockable 09h	3 ... 4	H200-C	20	5,5	3,7	H212 - 41 ... - 216V4				
	3 ... 8	H200-A/ -D	20	5,5	3,7	H216 - 41 ... - 216V4				
			25	7,5	5,5	H220 - 41 ... - 216V4				
			32	11	7,5	H226 - 41 ... - 216V4				
			40	15	11	H233 - 41 ... - 216V4				
3 ... 4	H200-B	63	22	18,5	H263 - 41 ... - 216V4					
SMD modules for basic switch A01										
Mounting form module for 216V.			H200-A H200-B/ -C/ -D		BFA2 - 219 BFB2 - 219					
V-operator module 64 x 64 mm, mounting form 216V1 Escutcheon black, handle black			H200-A/ -B /-C/ -D		2KV1 - 0930					
Legend plate silver, operator module 216V1					FAS4 - 9078					
V-operator module 64 x 64 mm, mounting form 216V4 Escutcheon black, handle red					2KV4 - 0930					
Legend plate yellow, operator module 216V4					FBS4 - 9078					
Dimensions (mm)										
Product lines	A	B	B1	B2	C	C1	D1	G1	G2	H
H200-A	64	36	48	60	75	39	30,5	33	4,8	70
H200-B	64	50	69	88	75	39	30,5	33	4,8	72
H200-C	64	45	-	-	50	39	30,5	33	4,8	45
H200-D	64	72	84	96	83	39	30,5	33	4,8	70

Front Mounting Switches

sälzer



**Product lines
H200-A/ -B/ -C**

**Front mounting switch
With front ring**

**Single hole mounting
ø 30,5 mm**

208M1 (IP66)

Complete switch	Poles	Product line	Rated data (IEC 60947)			Order code number				
			Operational current I _e	Operational power at 380–440 V						
			AC-21A A	AC-23A kW	AC-3 kW					
ON-OFF Switches Switching angle 90°	3 ... 4	H200-C	20	5,5	3,7	H212 - 41 ... - 208M1				
	3 ... 4	H200-A	20	5,5	3,7	H216 - 41 ... - 208M1				
			25	7,5	5,5	H220 - 41 ... - 208M1				
			32	11	7,5	H226 - 41 ... - 208M1				
			40	15	11	H233 - 41 ... - 208M1				
	3 ... 4	H200-B	63	22	18,5	H263 - 41 ... - 208M1				
SMD modules for basic switch A01										
Mounting form module for 208M1			H200-A			BFA2 - 219				
			H200-B/ -C			BFB2 - 219				
Frontring black ø 39,5 mm M-handle black, mounting form 208M1 (front ring without inscription)			H200-A/ -B/ -C			2HM1 - 30				
Dimensions (mm)										
Product lines	B	B1	B2	C	C1	D	D1	G1	G2	H
H200-A	36	48	60	75	32	39,5	30,5	33	4,8	70
H200-B	50	69	88	75	32	39,5	30,5	33	4,8	72
H200-C	45	-	-	50	32	39,5	30,5	33	4,8	45



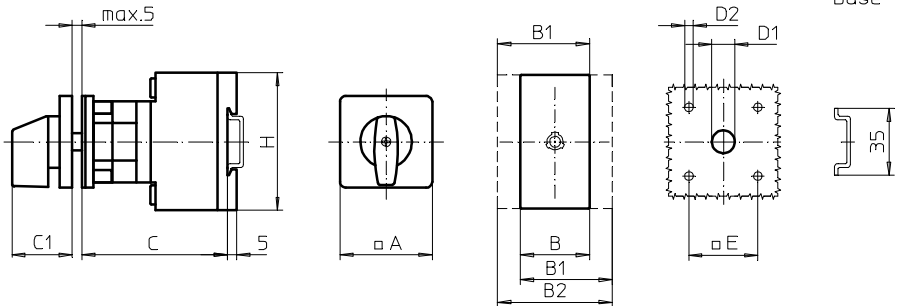
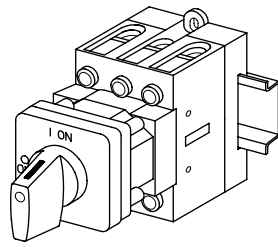
Section B

	Page	
	from	to
Base / front mounting	B1-1	B1-7
Door clutch with modular shaft extension Four hole front mounting	B2-1	B2-11
Door interlock with modular shaft extension Four hole front mounting	B3-1	B3-11
Door interlock with modular shaft extension Four hole front mounting N/PE connection link	B4-1	B4-11
Door clutch with metal shaft extension Single hole \varnothing 22,5 mm front mounting	B5-1	B5-9
Door interlock with metal shaft extension Single hole \varnothing 22,5 mm front mounting	B6-1	B6-9
Door interlock with fixed metal shaft Single hole \varnothing 22,5 mm front mounting	B7-1	B7-20
Door clutch with metal shaft extension Four hole front mounting	B8-1	B8-11
Door interlock with metal shaft extension Four hole front mounting	B9-1	B9-11
Door interlock with fixed metal shaft Four hole front mounting	B10-1	B10-20

Originator: Sälzer Electric GmbH · Product Data Management (PDM) · 09306 Rochlitz (Germany)
 Copyright reserved by Sälzer Electric GmbH. This document replaces all previous issues.
 Valid until a new version is published. Changes and revisions reserved.

Base Mounting Switches

sälzer



**Product lines
H200-A/ -B**

Base mounting switch

Base/front mounting

Four hole mounting

36 x 36 mm front

021M1

Complete switch	Poles	Product line	Rated data (IEC 60947)			Order code number
			Operational current I _e	Operational power at 380–440 V		
			AC-21A A	AC-23A kW	AC-3 kW	
ON-OFF Switches	3 ... 4	H200-A	20	5,5	3,7	H216 - 41 ... - 021M1
			25	7,5	5,5	H220 - 41 ... - 021M1
			32	11	7,5	H226 - 41 ... - 021M1
	40	15	11	H233 - 41 ... - 021M1		
	3 ... 4	H200-B	63	18,5	15	H263 - 41 ... - 021M1

SMD modules for basic switch A02

Mounting form module for 021M1

H200-A
H200-B

BFA2 - 003
BFB2 - 003

M-operator module 48 x 48 mm, mounting form 021M1
Escutcheon black, handle black

H200-A/ -B

2AM1

Legend plate silver, operator module 021M1

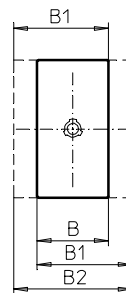
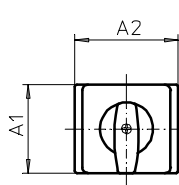
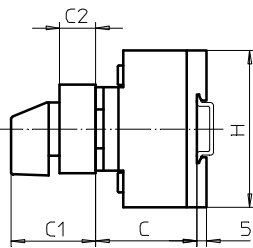
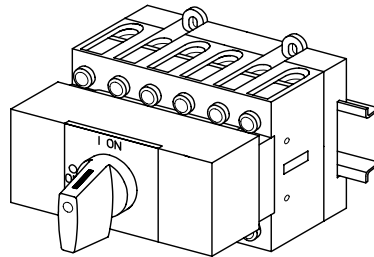
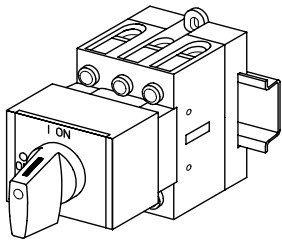
FAS2 - 9... (FA number)

Dimensions (mm)

Product lines	A	B	B1	B2	C	C1	D1	D2	E	H
H200-A	48	36	48	60	56	32	12	4,5	36	70
H200-B	48	50	69	88	56	32	12	4,5	36	72

Base Mounting Switches

sälzer



Product lines
H200-A/ -B/ -D/ -E

Base mounting switch

Base/front mounting

DIN rail

With cover plate
45 mm aperture

026M1

Complete switch	Poles	Product line	Rated data (IEC 60947)			Order code number
			Operational current I _e	Operational power at 380–440 V		
			AC-21A A	AC-23A kW	AC-3 kW	
ON-OFF Switches Switching angle 90°	3 ... 8	H200-A/ -D	20	5,5	3,7	H216 - 41 ... - 026M1
			25	7,5	5,5	H220 - 41 ... - 026M1
			32	11	7,5	H226 - 41 ... - 026M1
			40	15	11	H233 - 41 ... - 026M1
	3 ... 4	H200-B	63	18,5	15	H263 - 41 ... - 026M1
Changeover with OFF Switching angle 90°	3 ... 4	H200-E	20	5,5	3,7	H216 - 71 ... - 026M1
			25	7,5	5,5	H220 - 71 ... - 026M1
			32	11	7,5	H226 - 71 ... - 026M1
			40	15	11	H233 - 71 ... - 026M1

SMD modules for basic switch A02

Mounting form/operator module grey with
M-handle black, mounting form 026M1

H200-A
H200-B
H200-D/ -E

BFA2 - 026M1
BFB2 - 026M1
BFD2 - 026M1

Legend plate silver, mounting form/operator module 026M1

H200-A/ -B/ -D/ -E

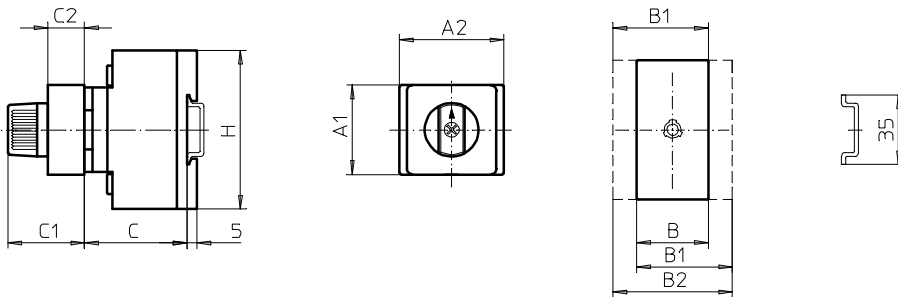
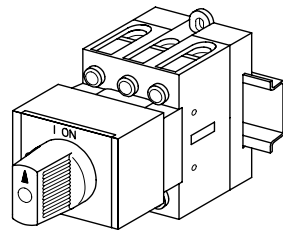
FAV2 - 9... (FA number)

Dimensions (mm)

Product lines	A1	A2	B	B1	B2	C	C1	C2	H
H200-A	45	48	36	48	60	38	45	18,5	70
H200-B	45	52,5	50	69	88	38	45	18,5	72
H200-D	45	76	72	84	96	40	51,5	25,5	70
H200-E	45	76	72	84	96	40	51,5	25,5	70

Base Mounting Switches

sälzer



Product lines
H200-A/ -B

Base mounting switch

Base/front mounting

DIN rail

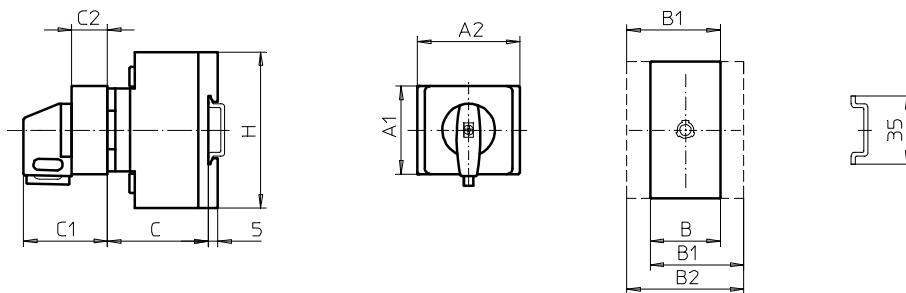
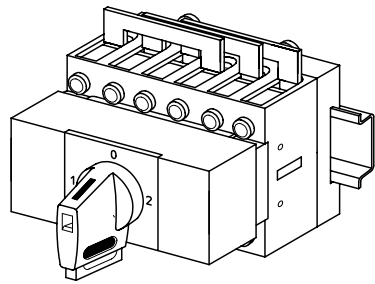
With cover plate
45 mm aperture

026N2

Complete switch	Poles	Product line	Rated data (IEC 60947)			Order code number			
			Operational current I _e	Operational power at 380–440 V					
			AC-21A A	AC-23A kW	AC-3 kW				
ON-OFF Switches Switching angle 90°	3 ... 4	H200-A	20	5,5	3,7	H216 - 41 ... - 026N2			
			25	7,5	5,5	H220 - 41 ... - 026N2			
			32	11	7,5	H226 - 41 ... - 026N2			
			40	15	11	H233 - 41 ... - 026N2			
			63	18,5	15	H263 - 41 ... - 026N2			
	3 ... 4	H200-B							
SMD modules for basic switch A02									
Mounting form/operator module grey with N-handle grey, mounting form 026N2			H200-A			BFA2 - 026N2			
			H200-B			BFB2 - 026N2			
Legend plate silver, mounting form/operator module 026N2			H200-A/ -B			FAV2 - 9... (FA number)			
Dimensions (mm)									
Product lines	A1	A2	B	B1	B2	C	C1	C2	H
H200-A	45	48	36	48	60	38	40	18,5	70
H200-B	45	52,5	50	69	88	38	40	18,5	72

Base Mounting Switches

sälzer



Product line
H200-E

Base mounting switch

Base/front mounting

DIN rail

With cover plate
45 mm aperture

028V1

027V1

Complete switch	Poles	Product line	Rated data (IEC 60947)			Order code number			
			Operational current I _e	Operational power at 380–440 V					
			AC-21A A	AC-23A kW	AC-3 kW				
Changeover with OFF Switching angle 90° OFF position padlockable 12h	3 ... 4	H200-E	20	5,5	3,7	H216 - 71 ... - 028V1			
			25	7,5	5,5	H220 - 71 ... - 028V1			
			32	11	7,5	H226 - 71 ... - 028V1			
			40	15	11	H233 - 11 ... - 028V1			
Changeover with OFF Switching angle 90° 3 positions padlockable (09h/12h/03h)	3 ... 4	H200-E	20	5,5	3,7	H216 - 71 ... - 027V1			
			25	7,5	5,5	H220 - 71 ... - 027V1			
			32	11	7,5	H226 - 71 ... - 027V1			
			40	15	11	H233 - 71 ... - 027V1			
SMD modules for basic switch A02									
Mounting form/operator module grey with V-handle black, mounting form 028V1			H200-E			BFA2 - 028V1			
Mounting form/operator module grey with V-handle black, mounting form 027V1						BFA2 - 027V1			
Legend plate silver, mounting form/operator module 028V1/ 027V1						FAV2 - 9 ... (FA number)			
Dimensions (mm)									
Product line	A1	A2	B	B1	B2	C	C1	C2	H
H200-E	45	76	72	84	96	40	51,5	25,5	70

Base Mounting Switches

sälzer

Product lines
H200-A/ -B/ -D

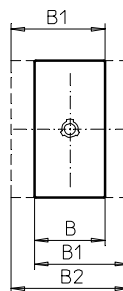
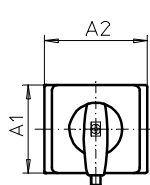
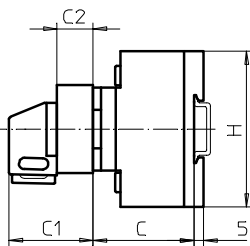
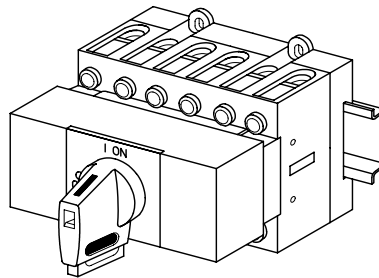
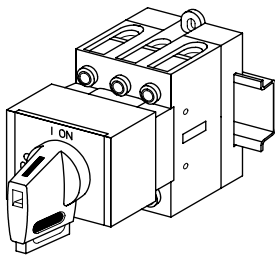
Base mounting switch

Base/front mounting

DIN rail

With cover plate
45 mm aperture

026V1
026V4



Complete switch	Poles	Product line	Rated data (IEC 60947)			Order code number
			Operational current I _e	Operational power at 380–440 V		
			AC-21A A	AC-23A kW	AC-3 kW	
Main Switches OFF position padlockable 09h	3 ... 8	H200-A/ -D	20	5,5	3,7	H216 - 41 ... - 026V1
			25	7,5	5,5	H220 - 41 ... - 026V1
			32	11	7,5	H226 - 41 ... - 026V1
			40	15	11	H233 - 41 ... - 026V1
			63	18,5	15	H263 - 41 ... - 026V1
Main/Emergency-Off Switches OFF position padlockable 09h	3 ... 8	H200-A/ -D	20	5,5	3,7	H216 - 41 ... - 026V4
			25	7,5	5,5	H220 - 41 ... - 026V4
			32	11	7,5	H226 - 41 ... - 026V4
			40	15	11	H233 - 41 ... - 026V4
			63	18,5	15	H263 - 41 ... - 026V4
	3 ... 4	H200-B	63	18,5	15	H263 - 41 ... - 026V1

SMD modules for basic switch A02

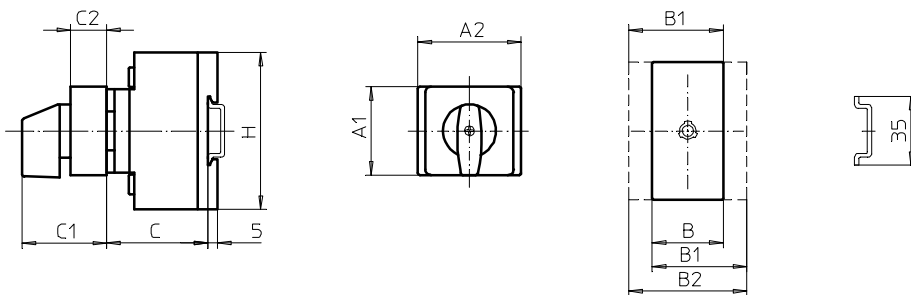
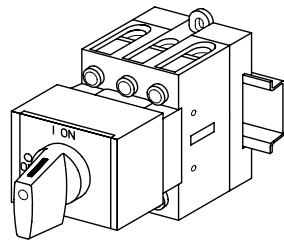
Mounting form/operator module grey with V-handle black, mounting form 026V1	H200-A H200-B H200-D	BFA2 - 026V1 BFB2 - 026V1 BFD2 - 026V1
Legend plate silver, mounting form/operator module 026V1	H200-A/ -B/ -D	FAV2 - 9... (FA number)
Mounting form/operator module grey with V-handle red, mounting form 026V4	H200-A H200-B H200-D	BFA2 - 026V4 BFB2 - 026V4 BFD2 - 026V4
Legend plate yellow, mounting form/operator module 026V4	H200-A/ -B/ -D	FBV2 - 9... (FA number)

Dimensions (mm)

Product lines	A1	A2	B	B1	B2	C	C1	C2	H
H200-A	45	48	36	48	60	38	45	18,5	70
H200-B	45	52,5	50	69	88	38	45	18,5	72
H200-D	45	76	72	84	96	40	51,5	25,5	70

Base Mounting Switches

sälzer



Product line
H200-A

Base mounting switch

Base/front mounting

DIN rail

With cover plate
45 x 60 mm aperture

126M1

Complete switch	Poles	Product line	Rated data (IEC 60947)			Order code number
			Operational current I _e	Operational power at 380–440 V		
			AC-21A A	AC-23A kW	AC-3 kW	
ON-OFF Switches Switching angle 90°	3 ... 4	H200-A	20	5,5	3,7	H216 - 41 ... - 126M1
			25	7,5	5,5	H220 - 41 ... - 126M1
			32	11	7,5	H226 - 41 ... - 126M1
			40	15	11	H233 - 41 ... - 126M1

SMD modules for basic switch A02

Mounting form/operator module grey with
M-handle black, mounting form 126M1

H200-A

BFA2 - 126M1

Legend plate silver, mounting form/operator module 126M1

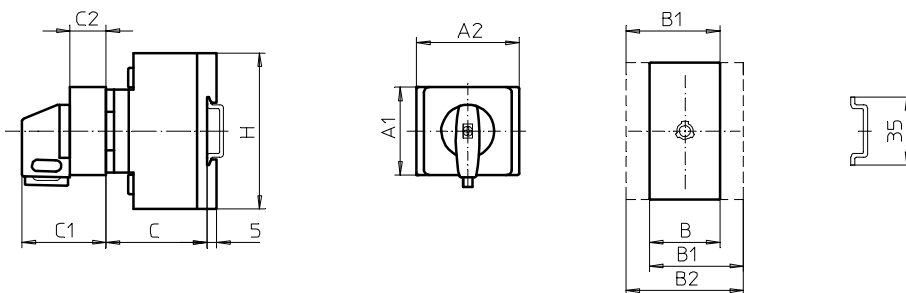
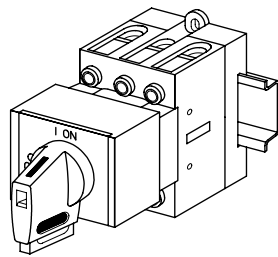
FAV2 - 9...(FA number)

Dimensions (mm)

Product line	A1	A2	B	B1	B2	C	C1	C2	H
H200-A	45	60	36	48	60	38	45	18,5	70

Base Mounting Switches

sälzer



Product line
H200-A

Base mounting switch

Base/front mounting

DIN rail

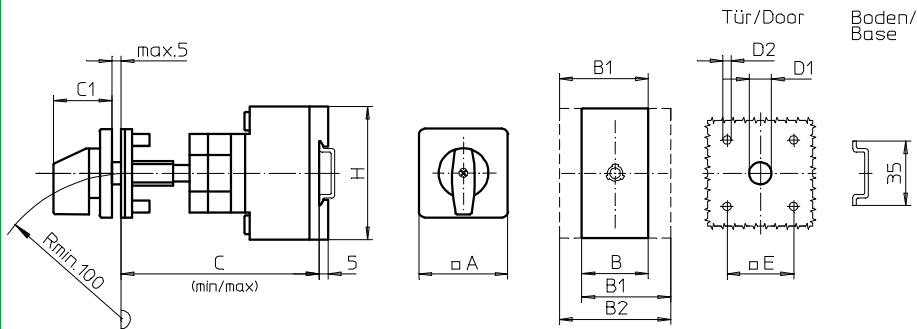
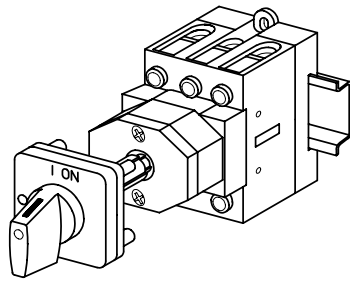
With cover plate
45 x 60 mm aperture

126V1
126V4

Complete switch	Poles	Product line	Rated data (IEC 60947)			Order code number			
			Operational current I _e	Operational power at 380–440 V					
			AC-21A A	AC-23A kW	AC-3 kW				
Main Switches OFF position padlockable 09h	3 ... 4	H200-A	20	5,5	3,7	H216 - 41 ... - 126V1			
			25	7,5	5,5	H220 - 41 ... - 126V1			
			32	11	7,5	H226 - 41 ... - 126V1			
			40	15	11	H233 - 41 ... - 126V1			
Main/Emergency-Off Switches OFF position padlockable 09h	3 ... 4	H200-A	20	5,5	3,7	H216 - 41 ... - 126V4			
			25	7,5	5,5	H220 - 41 ... - 126V4			
			32	11	7,5	H226 - 41 ... - 126V4			
			40	15	11	H233 - 41 ... - 126V4			
SMD modules for basic switch A02									
Mounting form/operator module grey with V-handle black, mounting form 126V1 Legend plate silver, mounting form/operator module 126V1			H200-A		BFA2 - 126V1				
					FAV2 - 9... (FA number)				
Mounting form/operator module grey with V-handle red, mounting form 126V4 Legend plate yellow, mounting form/operator module 126V4					BFA2 - 126V4				
					FBV2 - 9... (FA number)				
Dimensions (mm)									
Product line	A1	A2	B	B1	B2	C	C1	C2	H
H200-A	45	60	36	48	60	38	45	18,5	70

Base Mounting Switches

sälzer



Product lines
H200-A/ -B

Base mounting switch

Door clutch

Modular shaft extension

Four hole mounting

36 x 36 mm front

241M1 (IP66)

Complete switch	Poles	Product line	Rated data (IEC 60947)			Order code number
			Operational current I _e	Operational power at 380–440 V		
			AC-21A A	AC-23A kW	AC-3 kW	
ON-OFF Switches Switching angle 90°	3 ... 4	H200-A	20	5,5	3,7	H216 - 41 ... - 241M1
			25	7,5	5,5	H220 - 41 ... - 241M1
			32	11	7,5	H226 - 41 ... - 241M1
			40	15	11	H233 - 41 ... - 241M1
	3 ... 4	H200-B	63	22	18,5	H263 - 41 ... - 241M1

SMD modules for basic switch A02

Mounting form module for 241M1

H200-A
H200-B

BFA2 - 241
BFC2 - 241

M-operator module 48 x 48 mm, mounting form 241M1
Escutcheon black, handle black

H200-A/ -B

2AM1

Legend plate silver, operator module 241M1

FAS2 - 9... (FA number)

Dimensions (mm)

Product lines	A	B	B1	B2	C _{min}	C _{max}	C1	D1	D2	E	H
H200-A	48	36	48	60	92	109	32	12	4,5	36	70
H200-B	48	50	69	88	92	109	32	12	4,5	36	72

Modular shaft extensions, see page B2-11.

Base Mounting Switches

sälzer

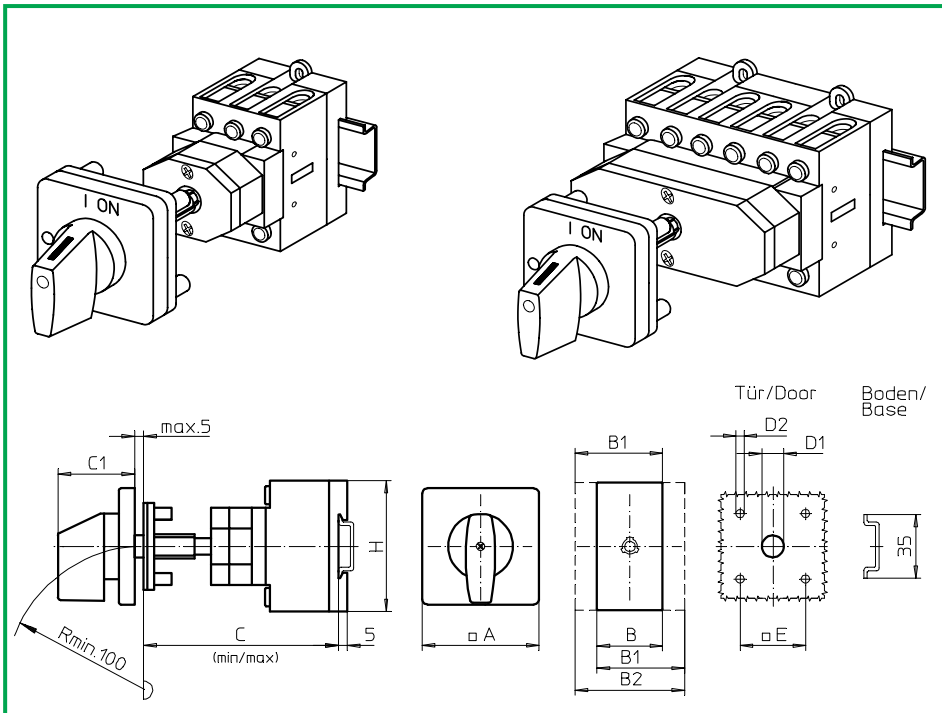
Product lines
H200-A/ -B/ -D/ -E

Base mounting switch
Operator module of next size

Door clutch
Modular shaft extension

Four hole mounting
48 x 48 mm front

247M1 (IP66)



Complete switch	Poles	Product line	Rated data (IEC 60947)			Order code number
			Operational current I _e	Operational power at 380–440 V		
			AC-21A A	AC-23A kW	AC-3 kW	
ON-OFF Switches Switching angle 90°	3 ... 8	H200-A/ -D	20	5,5	3,7	H216 - 41 ... - 247M1
			25	7,5	5,5	H220 - 41 ... - 247M1
			32	11	7,5	H226 - 41 ... - 247M1
			40	15	11	H233 - 41 ... - 247M1
	3 ... 4	H200-B	63	22	18,5	H263 - 41 ... - 247M1
Changeover with OFF Switching angle 90°	3 ... 4	H200-E	20	5,5	3,7	H216 - 71 ... - 247M1
			25	7,5	5,5	H220 - 71 ... - 247M1
			32	11	7,5	H226 - 71 ... - 247M1
			40	15	11	H233 - 71 ... - 247M1

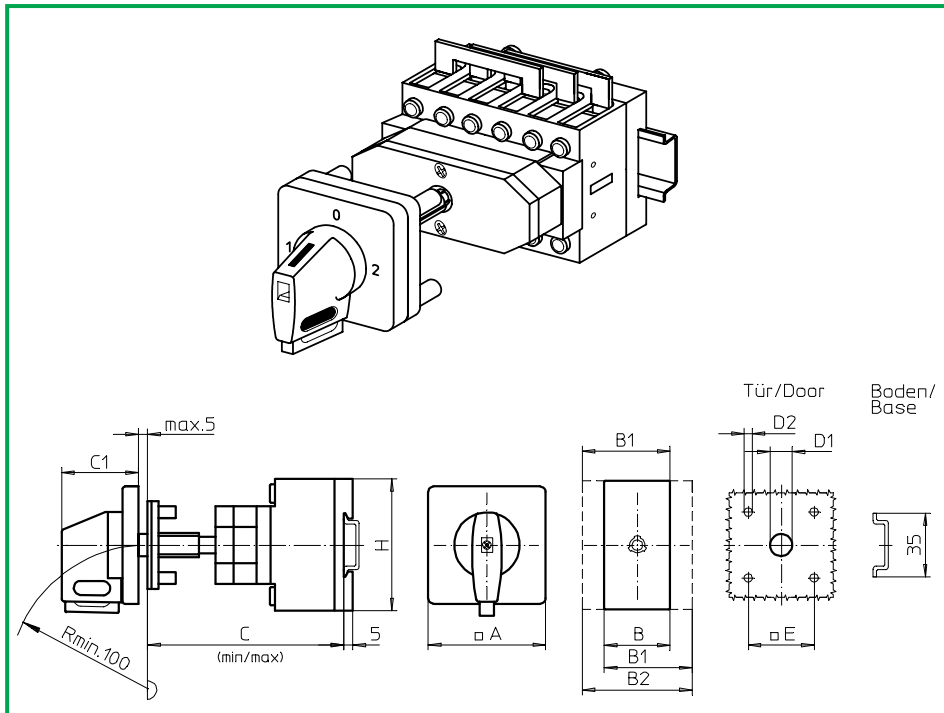
SMD modules for basic switch A02		
Mounting form module 247M1	H200-A H200-B/ -D H200-E	BFA2 - 247 BFB2 - 247 BFD2 - 247
M-operator module 64 x 64 mm, mounting form 247M1 Escutcheon black, handle black	H200-A/ -B/ -D/ -E	4AM1
Legend plate silver, operator module 247M1		FAS4 - 9... (FA number)

Dimensions (mm)											
Product lines	A	B	B1	B2	C _{min}	C _{max}	C1	D1	D2	E	H
H200-A	64	36	48	60	92	109	39	15	5	48	70
H200-B	64	50	69	88	92	109	39	15	5	48	72
H200-D	64	72	84	96	100	117	39	15	5	48	70
H200-E	64	72	84	96	100	117	39	15	5	48	70

Modular shaft extensions, see page B2-11.

Base Mounting Switches

sälzer



Product line
H200-E

Base mounting switch
Operator module of next size

Door clutch
Modular shaft extension

Four hole mounting
48 x 48 mm front

247V1 (IP66)

246V1 (IP66)

Complete switch	Poles	Product line	Rated data (IEC 60947)			Order code number
			Operational current I _e	Operational power at 380–440 V		
			AC-21A A	AC-23A kW	AC-3 kW	
Changeover with OFF Switching angle 90° OFF position padlockable 12h	3 ... 4	H200-E	20	5,5	3,7	H216 - 71 ... - 247V1
			25	7,5	5,5	H220 - 71 ... - 247V1
			32	11	7,5	H226 - 71 ... - 247V1
			40	15	11	H233 - 11 ... - 247V1
Changeover with OFF Switching angle 90° 3 positions padlockable (09h/12h/03h)	3 ... 4	H200-E	20	5,5	3,7	H216 - 71 ... - 246V1
			25	7,5	5,5	H220 - 71 ... - 246V1
			32	11	7,5	H226 - 71 ... - 246V1
			40	15	11	H233 - 71 ... - 246V1

SMD modules for basic switch A02

Mounting form module for 247V1/ 246V1	H200-E	BFD2 - 247
V-operator module 64 x 64 mm, mounting form 247V1 Escutcheon black, handle black		4AV1 - 12
V-operator module 64 x 64 mm, mounting form 246V1 Escutcheon black, handle black		4AV1 - 99
Legend plate silver, operator module 247V1/ 246V1		FAS4 - 9... (FA number)

Dimensions (mm)

Product line	A	B	B1	B2	C _{min}	C _{max}	C1	D1	D2	E	H
H200-E	64	72	84	96	100	117	39	15	5	48	70

Modular shaft extensions, see page B2-11.

Base Mounting Switches

sälzer

Product lines
H200-A/ -B/ -D

Base mounting switch

Door clutch

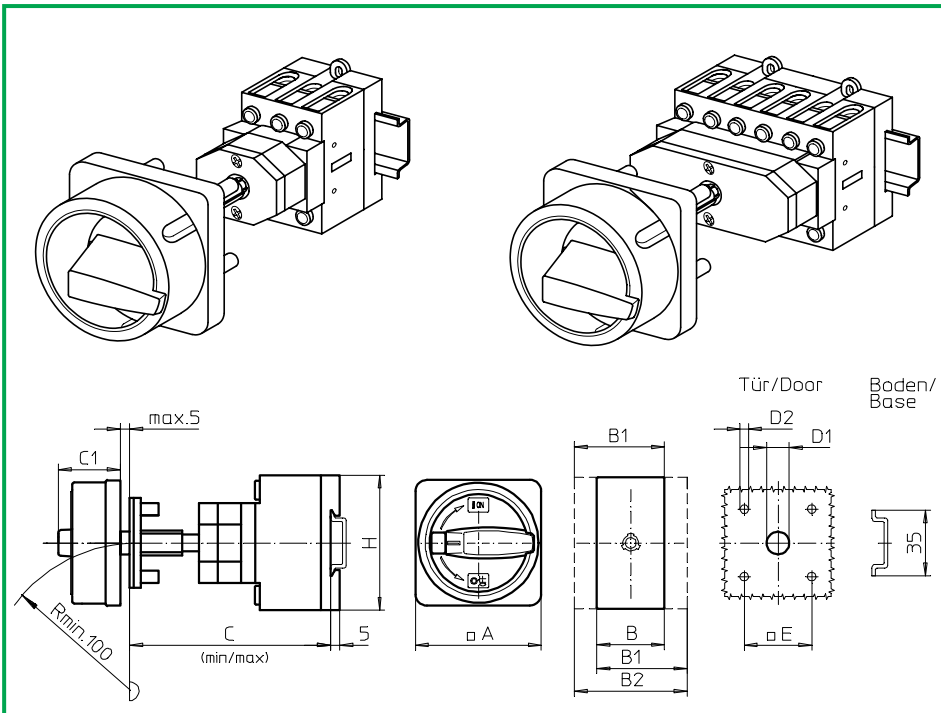
Modular shaft extension

Four hole mounting

36 x 36 mm front

232M1 (IP66)

232M4 (IP66)



Complete switch	Poles	Product line	Rated data (IEC 60947)			Order code number
			Operational current I _e	Operational power at 380–440 V		
			AC-21A A	AC-23A kW	AC-3 kW	
Main Switches OFF position padlockable 09h	3 ... 8	H200-A/ -D	20	5,5	3,7	H216 - 41 ... - 232M1
			25	7,5	5,5	H220 - 41 ... - 232M1
			32	11	7,5	H226 - 41 ... - 232M1
			40	15	11	H233 - 41 ... - 232M1
	3 ... 4	H200-B	63	22	18,5	H263 - 41 ... - 232M1
Main/Emergency-Off Switches OFF position padlockable 09h	3 ... 8	H200-A/ -D	20	5,5	3,7	H216 - 41 ... - 232M4
			25	7,5	5,5	H220 - 41 ... - 232M4
			32	11	7,5	H226 - 41 ... - 232M4
			40	15	11	H233 - 41 ... - 232M4
	3 ... 4	H200-B	63	22	18,5	H263 - 41 ... - 232M4

SMD modules for basic switch A02

Mounting form module for 232M.

H200-A
H200-B/ -D

BFA2 - 232
BFB2 - 232

M-padlock device 67 x 67 mm, mounting form 232M1
Escutcheon black, padlockable handle black

H200-A/ -B/ -D

2CM1

M-padlock device 67 x 67 mm, mounting form 232M4
Escutcheon yellow, padlockable handle red

2CM4

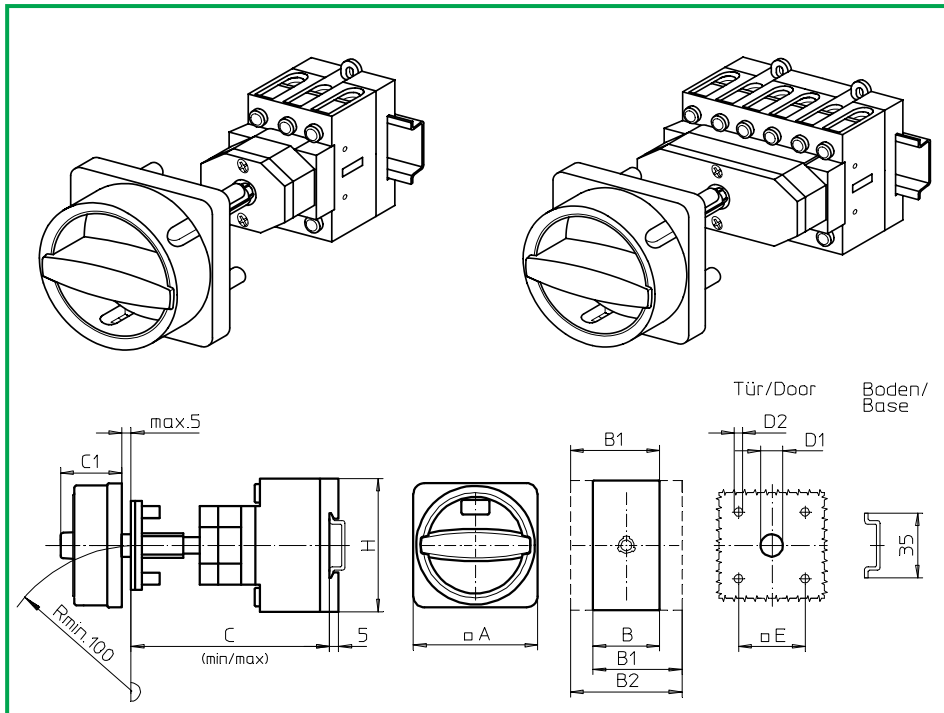
Dimensions (mm)

Product lines	A	B	B1	B2	C _{min}	C _{max}	C1	D1	D2	E	H
H200-A	67	36	48	60	92	109	38	15	4,5	36	70
H200-B	67	50	69	88	92	109	38	15	4,5	36	72
H200-D	67	72	84	96	100	117	38	15	4,5	36	70

Modular shaft extensions, see page B2-11.

Base Mounting Switches

sälzer



Product lines
H200-A/ -B/ -D

Base mounting switch

Door clutch

Modular shaft extension

Four hole mounting

36 x 36 mm front

232N1 (IP66)

232N4 (IP66)

Complete switch	Poles	Product line	Rated data (IEC 60947)			Order code number
			Operational current I _e	Operational power at 380–440 V		
			AC-21A A	AC-23A kW	AC-3 kW	
Main Switches OFF position padlockable 09h	3 ... 8	H200-A/ -D	20	5,5	3,7	H216 - 41 ... - 232N1
			25	7,5	5,5	H220 - 41 ... - 232N1
			32	11	7,5	H226 - 41 ... - 232N1
			40	15	11	H233 - 41 ... - 232N1
	3 ... 4	H200-B	63	22	18,5	H263 - 41 ... - 232N1
Main/Emergency-Off Switches OFF position padlockable 09h	3 ... 8	H200-A/ -D	20	5,5	3,7	H216 - 41 ... - 232N4
			25	7,5	5,5	H220 - 41 ... - 232N4
			32	11	7,5	H226 - 41 ... - 232N4
			40	15	11	H233 - 41 ... - 232N4
	3 ... 4	H200-B	63	22	18,5	H263 - 41 ... - 232N4

SMD modules for basic switch A02

Mounting form module for 232N.

H200-A
H200-B/ -D

BFA2 - 232
BFB2 - 232

N-padlock device 67 x 67 mm, mounting form 232N1
Escutcheon black, padlockable handle black

H200-A/ -B/ -D

2CN1

N-padlock device 67 x 67 mm, mounting form 232N4
Escutcheon yellow, padlockable handle red

2CN4

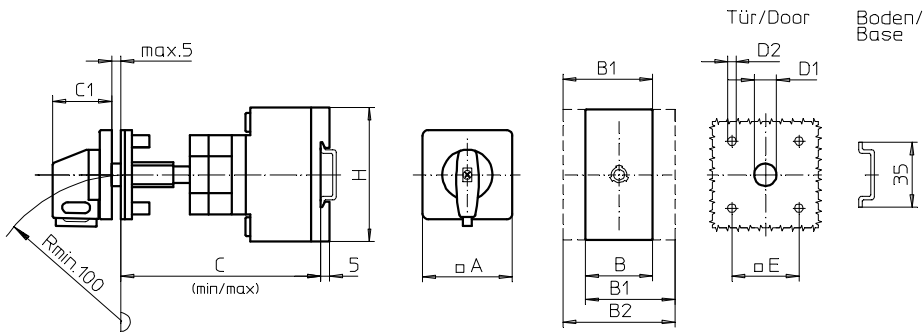
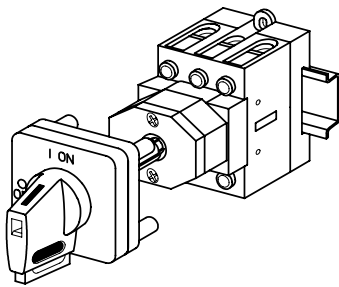
Dimensions (mm)

Product lines	A	B	B1	B2	C _{min}	C _{max}	C1	D1	D2	E	H
H200-A	67	36	48	60	92	109	33	15	4,5	36	70
H200-B	67	50	69	88	92	109	33	15	4,5	36	72
H200-D	67	72	84	96	100	117	33	15	4,5	36	70

Modular shaft extensions, see page B2-11.

Base Mounting Switches

sälzer



Product lines
H200-A/ -B

Base mounting switch

Door clutch

Modular shaft extension

Four hole mounting

36 x 36 mm front

232V1 (IP66)

232V4 (IP66)

Complete switch	Poles	Product line	Rated data (IEC 60947)			Order code number
			Operational current I _e	Operational power at 380–440 V		
			AC-21A A	AC-23A kW	AC-3 kW	
Main Switches OFF position padlockable 09h	3 ... 4	H200-A	20	5,5	3,7	H216 - 41 ... - 232V1
			25	7,5	5,5	H220 - 41 ... - 232V1
			32	11	7,5	H226 - 41 ... - 232V1
			40	15	11	H233 - 41 ... - 232V1
	3 ... 4	H200-B	63	22	18,5	H263 - 41 ... - 232V1
Main/Emergency-Off Switches OFF position padlockable 09h	3 ... 4	H200-A	20	5,5	3,7	H216 - 41 ... - 232V4
			25	7,5	5,5	H220 - 41 ... - 232V4
			32	11	7,5	H226 - 41 ... - 232V4
			40	15	11	H233 - 41 ... - 232V4
	3 ... 4	H200-B	63	22	18,5	H263 - 41 ... - 232V4

SMD modules for basic switch A02

Mounting form module for 232V.

H200-A
H200-B

BFA2 - 241
BFC2 - 241

V-operator module 48 x 48 mm, mounting form 232V1
Escutcheon black, handle black

H200-A/ -B

2AV1 - 09

Legend plate silver, operator module 232V1

FAS2 - 9078

V-operator module 48 x 48 mm, mounting form 232V4
Escutcheon black, handle red

2AV4 - 09

Legend plate yellow, operator module 232V4

FBS2 - 9078

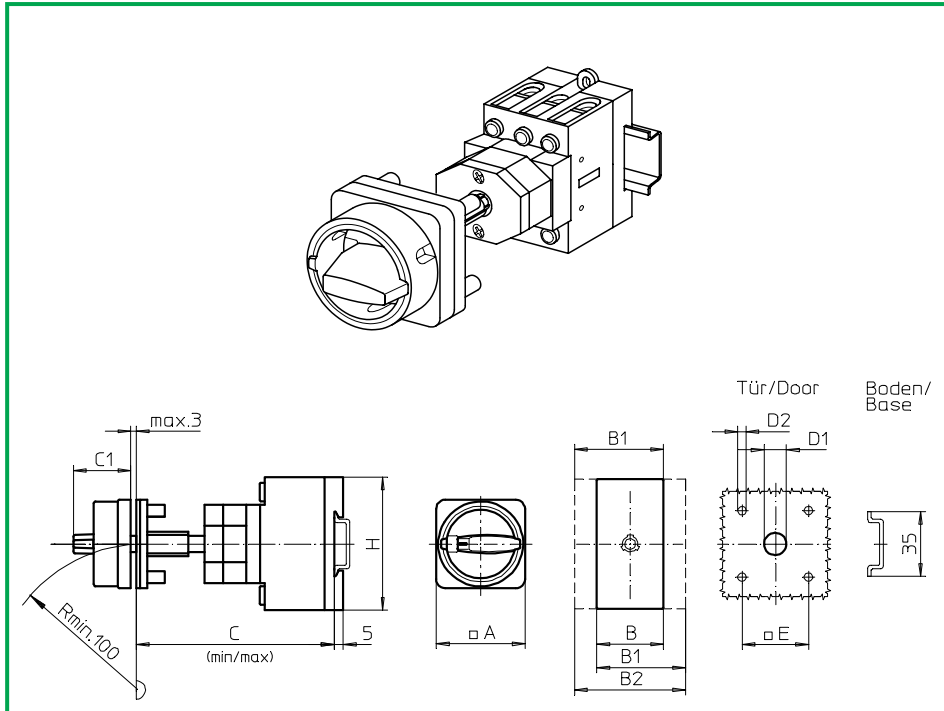
Dimensions (mm)

Product lines	A	B	B1	B2	C _{min}	C _{max}	C1	D1	D2	E	H
H200-A	48	36	48	60	92	109	32	12	4,5	36	70
H200-B	48	50	69	88	92	109	32	12	4,5	36	72

Modular shaft extensions, see page B2-11.

Base Mounting Switches

sälzer



Product lines
H200-A/ -B

Base mounting switch

Door clutch

Modular shaft extension

Four hole mounting

36 x 36 mm front

231M1 (IP66)

231M4 (IP66)

Complete switch	Poles	Product line	Rated data (IEC 60947)			Order code number
			Operational current I _e	Operational power at 380–440 V		
			AC-21A A	AC-23A kW	AC-3 kW	
Main Switches OFF position padlockable 09h	3 ... 4	H200-A	20	5,5	3,7	H216 - 41 ... - 231M1
			25	7,5	5,5	H220 - 41 ... - 231M1
			32	11	7,5	H226 - 41 ... - 231M1
			40	15	11	H233 - 41 ... - 231M1
			63	22	18,5	H263 - 41 ... - 231M1
Main/Emergency-Off Switches OFF position padlockable 09h	3 ... 4	H200-A	20	5,5	3,7	H216 - 41 ... - 231M4
			25	7,5	5,5	H220 - 41 ... - 231M4
			32	11	7,5	H226 - 41 ... - 231M4
			40	15	11	H233 - 41 ... - 231M4
			63	22	18,5	H263 - 41 ... - 231M4
SMD modules for basic switch A02			H200-A			BFA2 - 241
			H200-B			BFC2 - 241
			H200-A/ -B			2BM1
			H200-A/ -B			2BM4

Dimensions (mm)											
Product lines	A	B	B1	B2	C _{min}	C _{max}	C1	D1	D2	E	H
H200-A	48	36	48	60	92	109	31	12	4,5	36	70
H200-B	48	50	69	88	92	109	31	12	4,5	36	72

Modular shaft extensions, see page B2-11.

Base Mounting Switches

sälzer

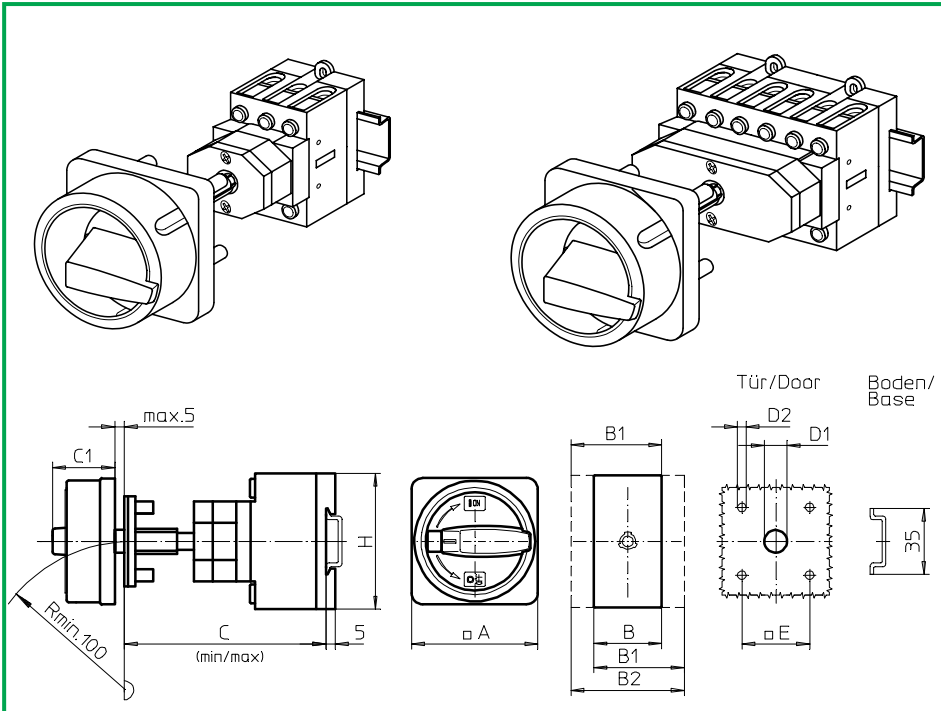
Product lines
H200-A/ -B/ -D

Base mounting switch
Operator module of next size

Door clutch
Modular shaft extension

Four hole mounting
48 x 48 mm front

237M1 (IP66)
237M4 (IP66)



Complete switch	Poles	Product line	Rated data (IEC 60947)			Order code number
			Operational current I _e	Operational power at 380–440 V		
			AC-21A A	AC-23A kW	AC-3 kW	
Main Switches OFF position padlockable 09h	3 ... 8	H200-A/ -D	20	5,5	3,7	H216 - 41 ... - 237M1
			25	7,5	5,5	H220 - 41 ... - 237M1
			32	11	7,5	H226 - 41 ... - 237M1
			40	15	11	H233 - 41 ... - 237M1
			63	22	18,5	H263 - 41 ... - 237M1
Main/Emergency-Off Switches OFF position padlockable 09h	3 ... 8	H200-A/ -D	20	5,5	3,7	H216 - 41 ... - 237M4
			25	7,5	5,5	H220 - 41 ... - 237M4
			32	11	7,5	H226 - 41 ... - 237M4
			40	15	11	H233 - 41 ... - 237M4
			63	22	18,5	H263 - 41 ... - 237M4

SMD modules for basic switch A02

Mounting form module for 237M.

H200-A
H200-B/ -D

BFA2 - 237
BFB2 - 237

M-padlock device 67 x 67 mm, mounting form 237M1
Escutcheon black, padlockable handle black

H200-A/ -B/ -D

4BM1

M-padlock device 67 x 67 mm, mounting form 237M4
Escutcheon yellow, padlockable handle red

4BM4

Dimensions (mm)

Product lines	A	B	B1	B2	C _{min}	C _{max}	C1	D1	D2	E	H
H200-A	67	36	48	60	92	109	38	15	5	48	70
H200-B	67	50	69	88	92	109	38	15	5	48	72
H200-D	67	72	84	96	100	117	38	15	5	48	70

Modular shaft extensions, see page B2-11.

Base Mounting Switches

sälzer

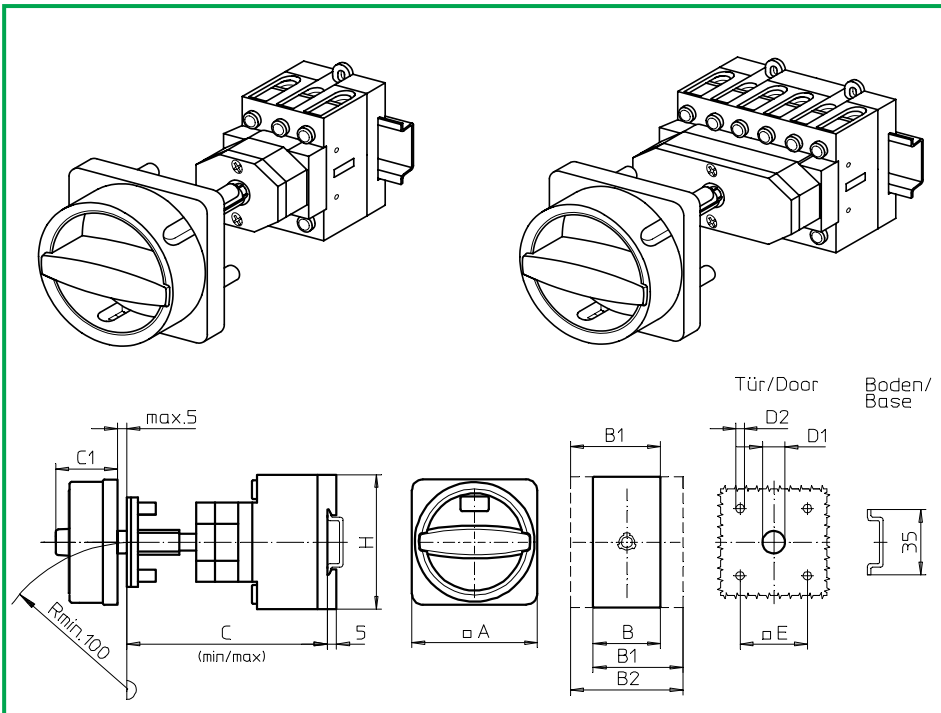
Product lines
H200-A/ -B/ -D

Base mounting switch
Operator module of next size

Door clutch
Modular shaft extension

Four hole mounting
48 x 48 mm front

237N1 (IP66)
237N4 (IP66)



Complete switch	Poles	Product line	Rated data (IEC 60947)			Order code number
			Operational current I _e	Operational power at 380–440 V		
			AC-21A A	AC-23A kW	AC-3 kW	
Main Switches OFF position padlockable 09h	3 ... 8	H200-A/ -D	20	5,5	3,7	H216 - 41 ... - 237N1
			25	7,5	5,5	H220 - 41 ... - 237N1
			32	11	7,5	H226 - 41 ... - 237N1
			40	15	11	H233 - 41 ... - 237N1
	3 ... 4	H200-B	63	22	18,5	H263 - 41 ... - 237N1
Main/Emergency-Off Switches OFF position padlockable 09h	3 ... 8	H200-A/ -D	20	5,5	3,7	H216 - 41 ... - 237N4
			25	7,5	5,5	H220 - 41 ... - 237N4
			32	11	7,5	H226 - 41 ... - 237N4
			40	15	11	H233 - 41 ... - 237N4
	3 ... 4	H200-B	63	22	18,5	H263 - 41 ... - 237N4

SMD modules for basic switch A02

Mounting form module for 237M.

H200-A
H200-B/ -D

BFA2 - 237
BFB2 - 237

N-padlock device 67 x 67 mm, mounting form 237N1
Escutcheon black, padlockable handle black

H200-A/ -B/ -D

4BN1

N-padlock device 67 x 67 mm, mounting form 237N4
Escutcheon yellow, padlockable handle red

4BN4

Dimensions (mm)

Product lines	A	B	B1	B2	C _{min}	C _{max}	C1	D1	D2	E	H
H200-A	64	36	48	60	92	109	39	15	5	48	70
H200-B	64	50	69	88	92	109	39	15	5	48	72
H200-D	64	72	84	96	100	117	39	15	5	48	70

Modular shaft extensions, see page B2-11.

Base Mounting Switches

sälzer

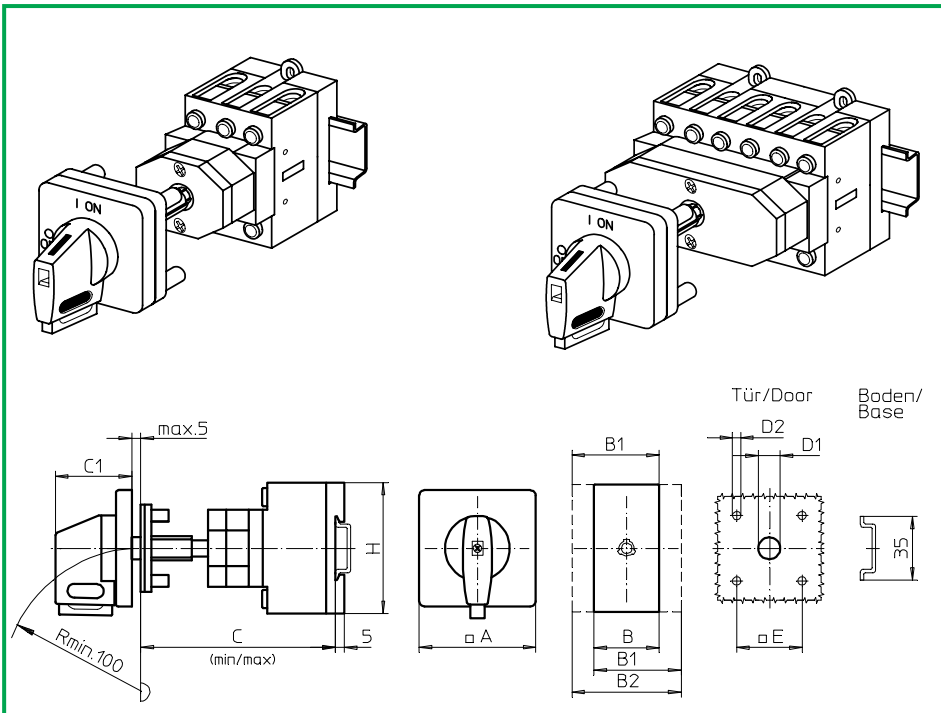
Product lines
H200-A/ -B/ -D

Base mounting switch
Operator module of next size

Door clutch
Modular shaft extension

Four hole mounting
48 x 48 mm front

237V1 (IP66)
237V4 (IP66)



Complete switch	Poles	Product line	Rated data (IEC 60947)			Order code number
			Operational current I _e	Operational power at 380–440 V		
			AC-21A A	AC-23A kW	AC-3 kW	
Main Switches OFF position padlockable 09h	3 ... 8	H200-A/ -D	20	5,5	3,7	H216 - 41 ... - 237V1
			25	7,5	5,5	H220 - 41 ... - 237V1
			32	11	7,5	H226 - 41 ... - 237V1
			40	15	11	H233 - 41 ... - 237V1
	3 ... 4	H200-B	63	22	18,5	H263 - 41 ... - 237V1
Main/Emergency-Off Switches OFF position padlockable 09h	3 ... 8	H200-A/ -D	20	5,5	3,7	H216 - 41 ... - 237V4
			25	7,5	5,5	H220 - 41 ... - 237V4
			32	11	7,5	H226 - 41 ... - 237V4
			40	15	11	H233 - 41 ... - 237V4
	3 ... 4	H200-B	63	22	18,5	H263 - 41 ... - 237V4

SMD modules for basic switch A02

Mounting form module for 237V.

H200-A
H200-B/ -D

BFA2 - 247
BFB2 - 247

V-operator module 64 x 64 mm, mounting form 237V1
Escutcheon black, handle black

H200-A/ -B/ -D

4AV1 - 09

Legend plate silver, operator module 237V1

FAS4 - 9078

V-operator module 64 x 64 mm, mounting form 237V4
Escutcheon black, handle red

4AV4 - 09

Legend plate yellow, operator module 237V4

FBS4 - 9078

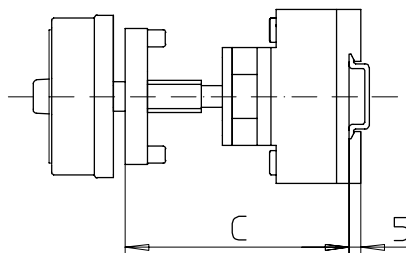
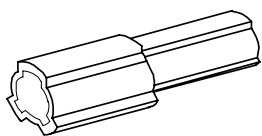
Dimensions (mm)

Product lines	A	B	B1	B2	C _{min}	C _{max}	C1	D1	D2	E	H
H200-A	64	36	48	60	92	109	39	15	5	48	70
H200-B	64	50	69	88	92	109	39	15	5	48	72
H200-D	64	72	84	96	100	117	39	15	5	48	70

Modular shaft extensions, see page B2-11.

Modular Shaft Extension

sälzer



Product lines
H200-A/ -B/ -D/ -E

Base mounting switch

Door clutch
Modular shaft extension

Four hole mounting
Front

AVD2

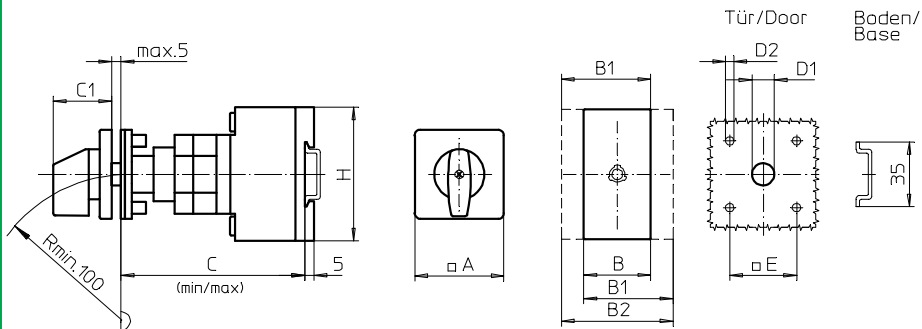
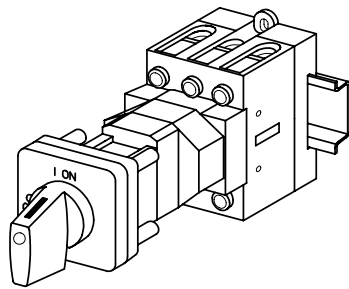
Modular shaft extensions for use with door clutch

Dimension C (internal depth, inside of door to top of DIN rail)

Dimension	H200-A/ -B	H200-D/ -E	No.	Order code number
0	092 ... 109 mm	100 ... 117 mm	-	-
1	110 ... 134 mm	118 ... 142 mm	1	AVD2
2	135 ... 159 mm	143 ... 167 mm	2	AVD2
3	160 ... 184 mm	168 ... 192 mm	3	AVD2
4	185 ... 209 mm	193 ... 217 mm	4	AVD2

Base Mounting Switches

sälzer



Product lines
H200-A/ -B

Base mounting switch

Door interlock
Modular shaft extension

Four hole mounting
36 x 36 mm front

242M1 (IP66)

Complete switch	Poles	Product line	Rated data (IEC 60947)			Order code number
			Operational current I _e	Operational power at 380–440 V		
			AC-21A A	AC-23A kW	AC-3 kW	
ON-OFF Switches Switching angle 90°	3 ... 4	H200-A	20	5,5	3,7	H216 - 41 ... - 242M1
			25	7,5	5,5	H220 - 41 ... - 242M1
			32	11	7,5	H226 - 41 ... - 242M1
			40	15	11	H233 - 41 ... - 242M1
	3 ... 4	H200-B	63	22	18,5	H263 - 41 ... - 242M1

SMD modules for basic switch A02

Mounting form module for 242M1

H200-A
H200-B

BFA2 - 242
BFC2 - 242

M-operator module 48 x 48 mm, mounting form 242M1
Escutcheon black, handle black

H200-A/ -B

2AM1

Legend plate silver, operator module 242M1

FAS2 - 9... (FA number)

Dimensions (mm)

Product lines	A	B	B1	B2	C _{min}	C _{max}	C1	D1	D2	E	H
H200-A	48	36	48	60	92	107	32	12	4,5	36	70
H200-B	48	50	69	88	92	107	32	12	4,5	36	72

Modular shaft extensions, see page B3-11.

Base Mounting Switches

sälzer

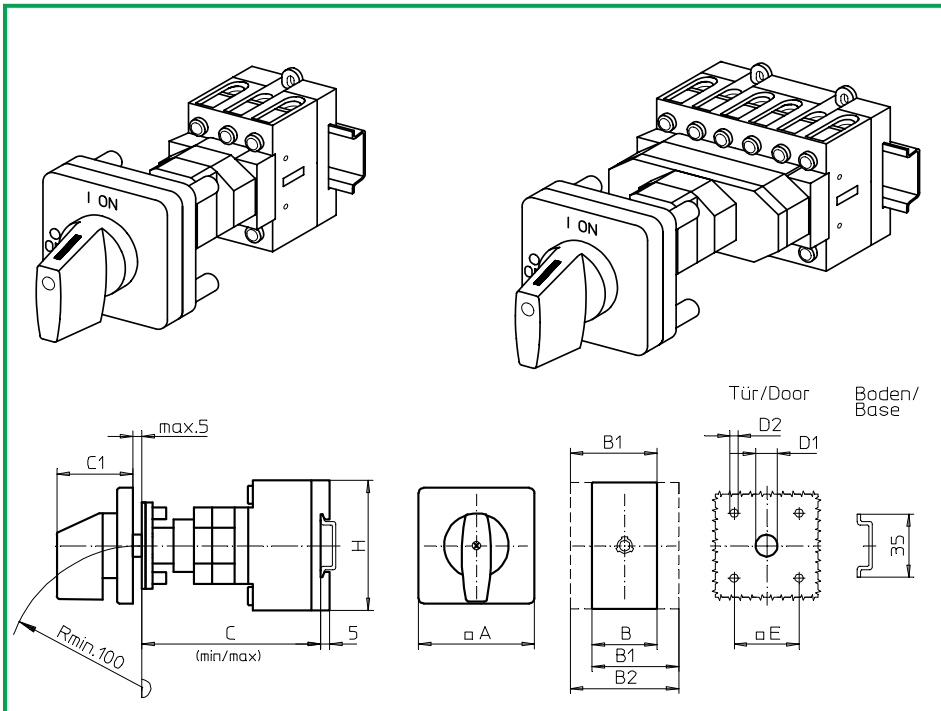
Product lines
H200-A/ -B/ -D/ -E

Base mounting switch
Operator module of next size

Door interlock
Modular shaft extension

Four hole mounting
48 x 48 mm front

248M1 (IP66)



Complete switch	Poles	Product line	Rated data (IEC 60947)			Order code number
			Operational current I _e	Operational power at 380–440 V		
			AC-21A A	AC-23A kW	AC-3 kW	
ON-OFF Switches Switching angle 90°	3 ... 8	H200-A/ -D	20	5,5	3,7	H216 - 41 ... - 248M1
			25	7,5	5,5	H220 - 41 ... - 248M1
			32	11	7,5	H226 - 41 ... - 248M1
			40	15	11	H233 - 41 ... - 248M1
			63	22	18,5	H263 - 41 ... - 248M1
Changeover with OFF Switching angle 90°	3 ... 4	H200-E	20	5,5	3,7	H216 - 71 ... - 248M1
			25	7,5	5,5	H220 - 71 ... - 248M1
			32	11	7,5	H226 - 71 ... - 248M1
			40	22	18,5	H233 - 71 ... - 248M1

SMD modules for basic switch A02		
Mounting form module for 248M1	H200-A H200-B/ -D H200-E	BFA2 - 248 BFB2 - 248 BFC2 - 248
M-operator module 64 x 64 mm, mounting form 248M1 Escutcheon black, handle black Legend plate silver, operator module 248M1	H200-A/ -B/ -D/ -E	4AM1
		FAS4 - 9... (FA number)

Dimensions (mm)											
Product lines	A	B	B1	B2	C _{min}	C _{max}	C1	D1	D2	E	H
H200-A	64	36	48	60	92	107	39	15	5	48	70
H200-B	64	50	69	88	92	107	39	15	5	48	72
H200-D	64	72	84	96	100	115	39	15	5	48	70
H200-E	64	72	84	96	100	115	39	15	5	48	70

Modular shaft extensions, see page B3-11.

Base Mounting Switches

sälzer

Product line
H200-E

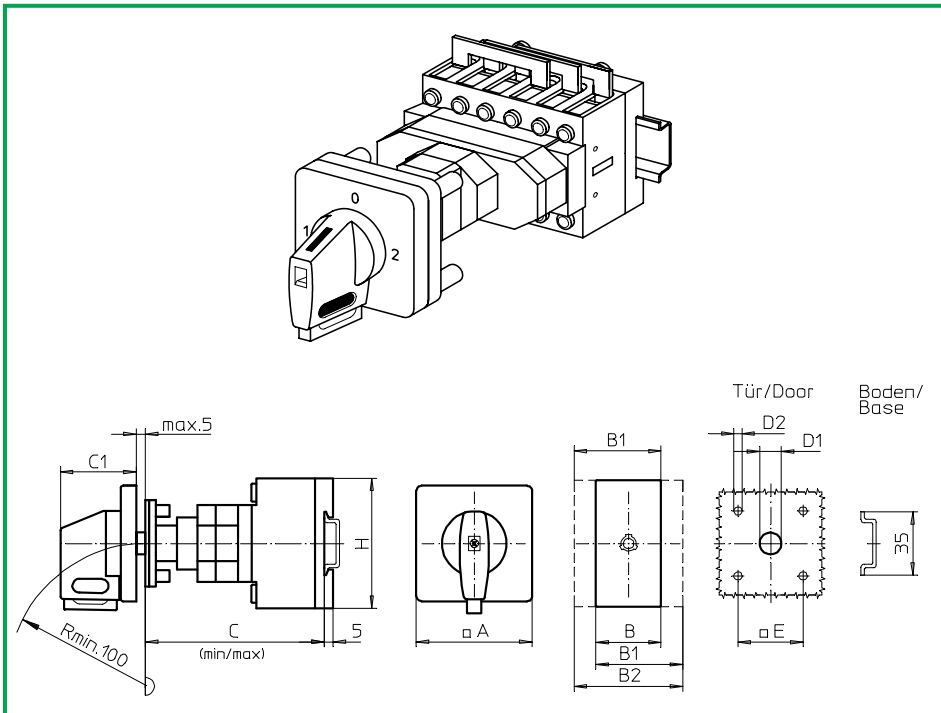
Base mounting switch
Operator module of next size

Door interlock
Modular shaft extension

Four hole mounting
48 x 48 mm front

248V1 (IP66)

249V1 (IP66)



Complete switch	Poles	Product line	Rated data (IEC 60947)			Order code number
			Operational current I _e	Operational power at 380–440 V		
			AC-21A A	AC-23A kW	AC-3 kW	
Changeover with OFF Switching angle 90° OFF position padlockable 12h	3 ... 4	H200-E	20	5,5	3,7	H216 - 71 ... - 248V1
			25	7,5	5,5	H220 - 71 ... - 248V1
			32	11	7,5	H226 - 71 ... - 248V1
			40	15	11	H233 - 11 ... - 248V1
Changeover with OFF Switching angle 90° 3 positions padlockable (09h/12h/03h)	3 ... 4	H200-E	20	5,5	3,7	H216 - 71 ... - 249V1
			25	7,5	5,5	H220 - 71 ... - 249V1
			32	11	7,5	H226 - 71 ... - 249V1
			40	15	11	H233 - 71 ... - 249V1

SMD modules for basic switch A02

Mounting form module for 248V1/ 249V1	H200-E	BFC2 - 248
V-operator module 64 x 64 mm, mounting form 248V1 Escutcheon black, handle black		4AV1 - 12
V-operator module 64 x 64 mm, mounting form 249V1 Escutcheon black, handle black		4AV1 - 99
Legend plate silver, operator module 248V1/ 249V1		FAS4 - 9... (FA number)

Dimensions (mm)

Product line	A	B	B1	B2	C _{min}	C _{max}	C1	D1	D2	E	H
H200-E	64	72	84	96	100	115	39	15	5	48	70

Modular shaft extensions, see page B3-11.

Base Mounting Switches

sälzer

Product lines
H200-A/ -B/ -D

Base mounting switch

Door interlock

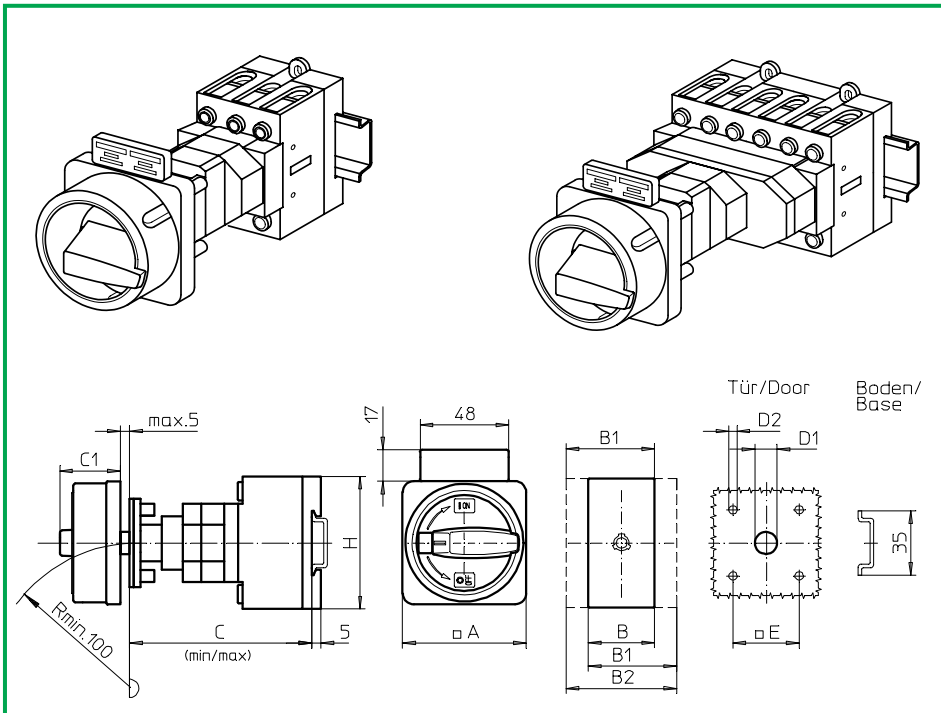
Modular shaft extension

Four hole mounting

36 x 36 mm front

234M1 (IP66)

234M4 (IP66)



Complete switch	Poles	Product line	Rated data (IEC 60947)			Order code number					
			Operational current I _e	Operational power at 380–440 V							
			AC-21A A	AC-23A kW	AC-3 kW						
Main Switches OFF position padlockable 09h	3 ... 8	H200-A/ -D	20	5,5	3,7	H216 - 41 ... - 234M1					
			25	7,5	5,5	H220 - 41 ... - 234M1					
			32	11	7,5	H226 - 41 ... - 234M1					
			40	15	11	H233 - 41 ... - 234M1					
			63	22	18,5	H263 - 41 ... - 234M1					
Main/Emergency-Off Switches OFF position padlockable 09h	3 ... 8	H200-A/ -D	20	5,5	3,7	H216 - 41 ... - 234M4					
			25	7,5	5,5	H220 - 41 ... - 234M4					
			32	11	7,5	H226 - 41 ... - 234M4					
			40	15	11	H233 - 41 ... - 234M4					
			63	22	18,5	H263 - 41 ... - 234M4					
SMD modules for basic switch A02											
Mounting form module for 234M.			H200-A H200-B/ -D			BFA2 - 234 BFB2 - 234					
M-padlock device 67 x 67 mm, mounting form 234M1 Escutcheon black, padlockable handle black			H200-A/ -B/ -D			2CM1					
M-padlock device 67 x 67 mm, mounting form 234M4 Escutcheon yellow, padlockable handle red						2CM4					
Additional top escutcheon plate						FAZ2 - 8041					
Dimensions (mm)											
Product lines	A	B	B1	B2	C_{min}	C_{max}	C1	D1	D2	E	H
H200-A	67	36	48	60	92	107	38	15	4,5	36	70
H200-B	67	50	69	88	92	107	38	15	4,5	36	72
H200-D	67	72	84	96	100	115	38	15	4,5	36	70
Modular shaft extensions, see page B3-11.											

Base Mounting Switches

sälzer

Product lines
H200-A/ -B/ -D

Base mounting switch

Door interlock

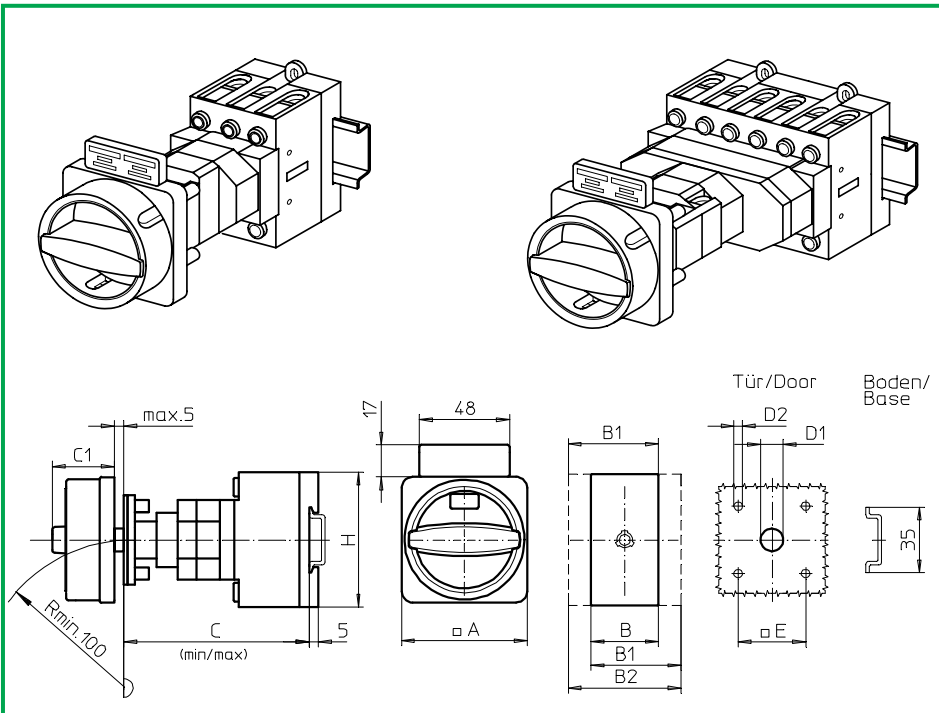
Modular shaft extension

Four hole mounting

36 x 36 mm front

234N1 (IP66)

234N4 (IP66)



Complete switch	Poles	Product line	Rated data (IEC 60947)			Order code number
			Operational current I _e	Operational power at 380–440 V		
			AC-21A A	AC-23A kW	AC-3 kW	
Main Switches OFF position padlockable 09h	3 ... 8	H200-A/ -D	20	5,5	3,7	H216 - 41 ... - 234N1
			25	7,5	5,5	H220 - 41 ... - 234N1
			32	11	7,5	H226 - 41 ... - 234N1
			40	15	11	H233 - 41 ... - 234N1
	3 ... 4	H200-B	63	22	18,5	H263 - 41 ... - 234N1
Main/Emergency-Off Switches OFF position padlockable 09h	3 ... 8	H200-A/ -D	20	5,5	3,7	H216 - 41 ... - 234N4
			25	7,5	5,5	H220 - 41 ... - 234N4
			32	11	7,5	H226 - 41 ... - 234N4
			40	15	11	H233 - 41 ... - 234N4
	3 ... 4	H200-B	63	22	18,5	H263 - 41 ... - 234N4

SMD modules for basic switch A02

Mounting form module for 234N.

H200-A
H200-B/ -D

BFA2 - 234
BFB2 - 234

N-padlock device 67 x 67 mm, mounting form 234N1
Escutcheon black, padlockable handle black

H200-A/ -B/ -D

2CN1

N-padlock device 67 x 67 mm, mounting form 234N4
Escutcheon yellow, padlockable handle red

2CN4

Additional top escutcheon plate

FAZ2 - 8041

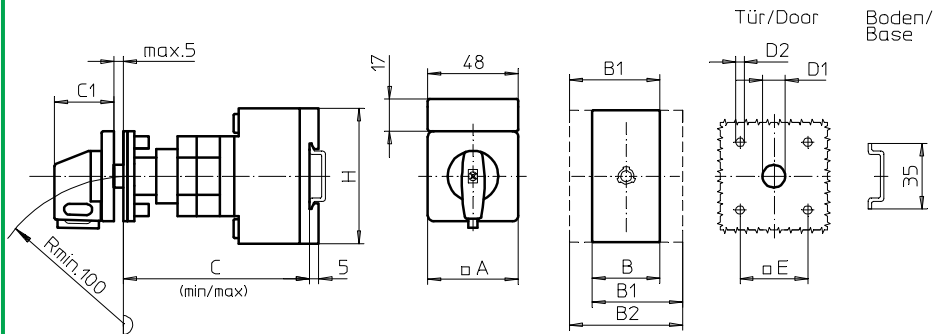
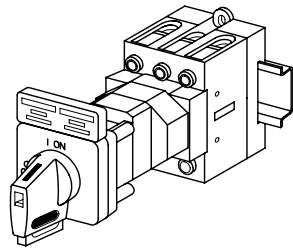
Dimensions (mm)

Product lines	A	B	B1	B2	C _{min}	C _{max}	C1	D1	D2	E	H
H200-A	67	36	48	60	92	107	33	15	4,5	36	70
H200-B	67	50	69	88	92	107	33	15	4,5	36	72
H200-D	67	72	84	96	100	115	33	15	4,5	36	70

Modular shaft extensions, see page B3-11.

Base Mounting Switches

sälzer



Product lines
H200-A/ -B

Base mounting switch

Door interlock

Modular shaft extension

Four hole mounting

36 x 36 mm front

234V1 (IP66)

234V4 (IP66)

Complete switch	Poles	Product line	Rated data (IEC 60947)			Order code number
			Operational current I _e	Operational power at 380–440 V		
			AC-21A A	AC-23A kW	AC-3 kW	
Main Switches OFF position padlockable 09h	3 ... 4	H200-A	20	5,5	3,7	H216 - 41 ... - 234V1
			25	7,5	5,5	H220 - 41 ... - 234V1
			32	11	7,5	H226 - 41 ... - 234V1
			40	15	11	H233 - 41 ... - 234V1
			63	22	18,5	H263 - 41 ... - 234V1
Main/Emergency-Off Switches OFF position padlockable 09h	3 ... 4	H200-A	20	5,5	3,7	H216 - 41 ... - 234V4
			25	7,5	5,5	H220 - 41 ... - 234V4
			32	11	7,5	H226 - 41 ... - 234V4
			40	15	11	H233 - 41 ... - 234V4
			63	22	18,5	H263 - 41 ... - 234V4

SMD modules for basic switch A02

Mounting form module for 234V.

H200-A

BFA2 - 242

H200-B

BFC2 - 242

V-operator module 48 x 48 mm, mounting form 234V1

H200-A/ -B

2AV1 - 09

Escutcheon black, handle black

Legend plate silver, operator module 234V1

FAS2 - 9078

V-operator module 48 x 48 mm, mounting form 234V4

2AV4 - 09

Escutcheon black, handle red

Legend plate yellow, operator module 234V4

FBS2 - 9078

Additional top escutcheon plate

FAZ2 - 8041

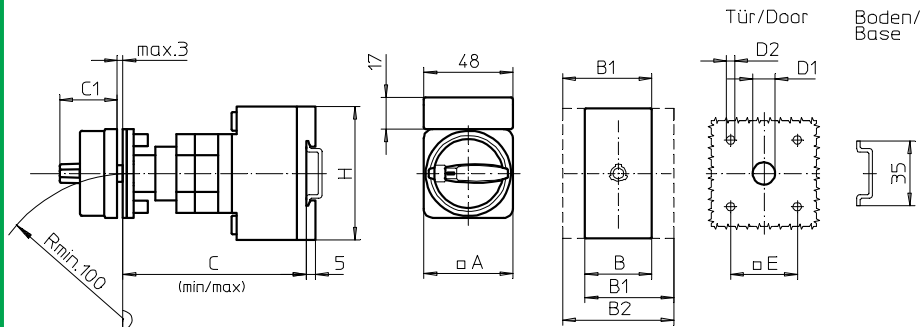
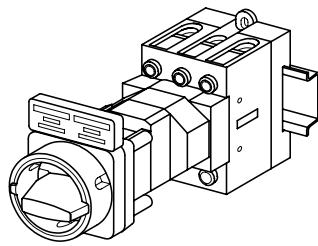
Dimensions (mm)

Product lines	A	B	B1	B2	C _{min}	C _{max}	C1	D1	D2	E	H
H200-A	48	36	48	60	92	107	32	12	4,5	36	70
H200-B	48	50	69	88	92	107	32	12	4,5	36	72

Modular shaft extensions, see page B3-11.

Base Mounting Switches

sälzer



Product lines
H200-A/ -B

Base mounting switch

Door interlock

Modular shaft extension

Four hole mounting

36 x 36 mm front

235M1 (IP66)

235M4 (IP66)

Complete switch	Poles	Product line	Rated data (IEC 60947)			Order code number
			Operational current I _e	Operational power at 380–440 V		
			AC-21A A	AC-23A kW	AC-3 kW	
Main Switches OFF position padlockable 09h	3 ... 4	H200-A	20	5,5	3,7	H216 - 41 ... - 235M1
			25	7,5	5,5	H220 - 41 ... - 235M1
			32	11	7,5	H226 - 41 ... - 235M1
			40	15	11	H233 - 41 ... - 235M1
			63	22	18,5	H263 - 41 ... - 235M1
Main/Emergency-Off Switches OFF position padlockable 09h	3 ... 4	H200-A	20	5,5	3,7	H216 - 41 ... - 235M4
			25	7,5	5,5	H220 - 41 ... - 235M4
			32	11	7,5	H226 - 41 ... - 235M4
			40	15	11	H233 - 41 ... - 235M4
			63	22	18,5	H263 - 41 ... - 235M4
SMD modules for basic switch A02			H200-A			BFA2 - 242
			H200-B			BFC2 - 242
			H200-A/ -B			2BM1
						2BM4
						FAZ2 - 8041

SMD modules for basic switch A02

Mounting form module for 235M.

H200-A

BFA2 - 242

H200-B

BFC2 - 242

M-padlock device 48 x 48 mm, mounting form 235M1
Escutcheon black, padlockable handle black

H200-A/ -B

2BM1

M-padlock device 48 x 48 mm, mounting form 235M4
Escutcheon yellow, padlockable handle red

2BM4

Additional top escutcheon plate

FAZ2 - 8041

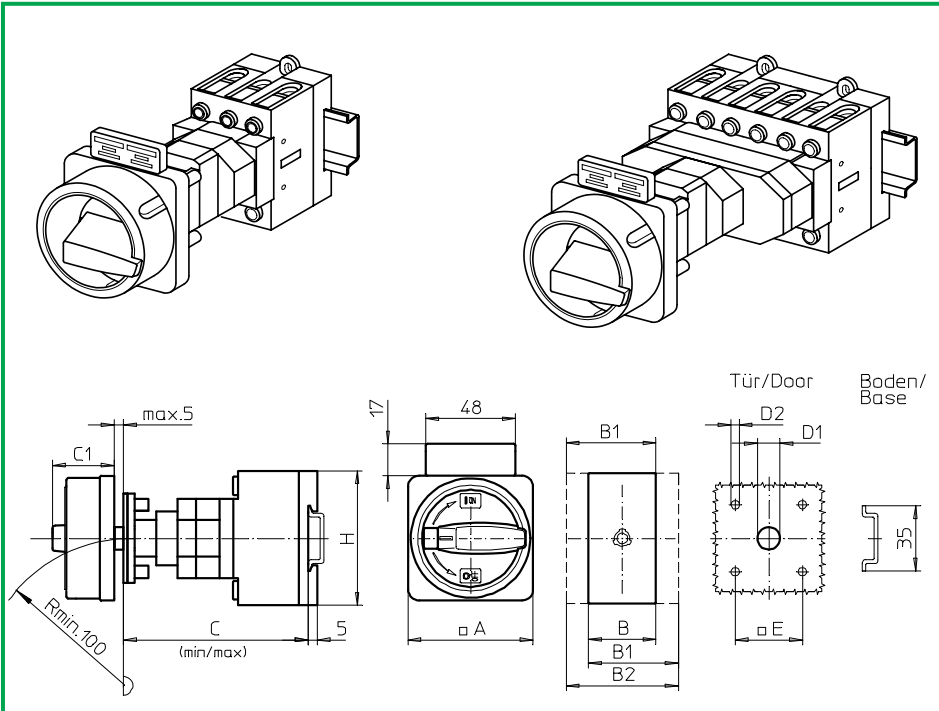
Dimensions (mm)

Product lines	A	B	B1	B2	C _{min}	C _{max}	C1	D1	D2	E	H
H200-A	48	36	48	60	92	107	31	12	4,5	36	70
H200-B	48	50	69	88	92	107	31	12	4,5	36	72

Modular shaft extensions, see page B3-11.

Base Mounting Switches

sälzer



Product lines
H200-A/ -B/ -D

Base mounting switch
Operator module of next size

Door interlock
Modular shaft extension

Four hole mounting
48 x 48 mm front

238M1 (IP66)
238M4 (IP66)

Complete switch	Poles	Product line	Rated data (IEC 60947)			Order code number
			Operational current I _e	Operational power at 380–440 V		
			AC-21A A	AC-23A kW	AC-3 kW	
Main Switches OFF position padlockable 09h	3 ... 8	H200-A/ -D	20	5,5	3,7	H216 - 41 ... - 238M1
			25	7,5	5,5	H220 - 41 ... - 238M1
			32	11	7,5	H226 - 41 ... - 238M1
			40	15	11	H233 - 41 ... - 238M1
			63	22	18,5	H263 - 41 ... - 238M1
Main/Emergency-Off Switches OFF position padlockable 09h	3 ... 8	H200-A/ -D	20	5,5	3,7	H216 - 41 ... - 238M4
			25	7,5	5,5	H220 - 41 ... - 238M4
			32	11	7,5	H226 - 41 ... - 238M4
			40	15	11	H233 - 41 ... - 238M4
			63	22	18,5	H263 - 41 ... - 238M4

SMD modules for basic switch A02

Mounting form module for 238M.

H200-A
H200-B/ -D

BFA2 - 238
BFB2 - 238

M-padlock device 67 x 67 mm, mounting form 238M1
Escutcheon black, padlockable handle black

H200-A/ -B/ -D

4BM1

M-padlock device 67 x 67 mm, mounting form 238M4
Escutcheon yellow, padlockable handle red

4BM4

Additional top escutcheon plate

FAZ2 - 8041

Dimensions (mm)

Product lines	A	B	B1	B2	C _{min}	C _{max}	C1	D1	D2	E	H
H200-A	67	36	48	60	92	107	38	15	5	48	70
H200-B	67	50	69	88	92	107	38	15	5	48	72
H200-D	67	72	84	96	100	115	38	15	5	48	70

Modular shaft extensions, see page B3-11.

Base Mounting Switches

sälzer

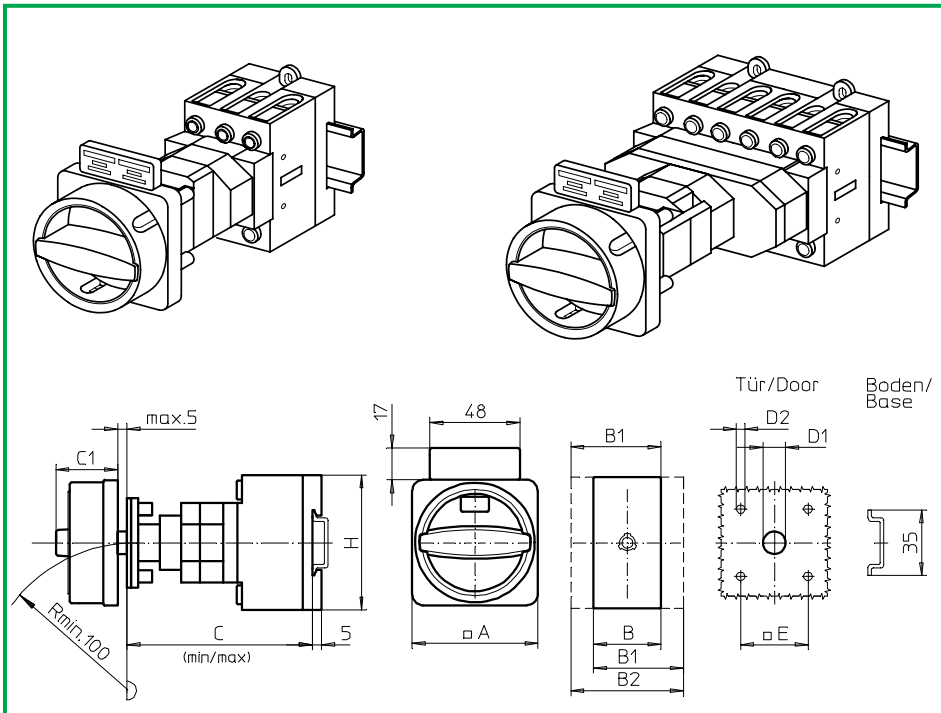
Product lines
H200-A/ -B/ -D

Base mounting switch
Operator module of next size

Door interlock
Modular shaft extension

Four hole mounting
48 x 48 mm front

238N1 (IP66)
238N4 (IP66)



Complete switch	Poles	Product line	Rated data (IEC 60947)			Order code number
			Operational current I _e	Operational power at 380–440 V		
			AC-21A A	AC-23A kW	AC-3 kW	
Main Switches OFF position padlockable 09h	3 ... 8	H200-A/ -D	20	5,5	3,7	H216 - 41 ... - 238N1
			25	7,5	5,5	H220 - 41 ... - 238N1
			32	11	7,5	H226 - 41 ... - 238N1
			40	15	11	H233 - 41 ... - 238N1
	3 ... 4	H200-B	63	22	18,5	H263 - 41 ... - 238N1
Main/Emergency-Off Switches OFF position padlockable 09h	3 ... 8	H200-A/ -D	20	5,5	3,7	H216 - 41 ... - 238N4
			25	7,5	5,5	H220 - 41 ... - 238N4
			32	11	7,5	H226 - 41 ... - 238N4
			40	15	11	H233 - 41 ... - 238N4
	3 ... 4	H200-B	63	22	18,5	H263 - 41 ... - 238N4

SMD modules for basic switch A02

Mounting form module for 238M.

H200-A
H200-B/ -D

BFA2 - 238
BFB2 - 238

N-padlock device 67 x 67 mm, mounting form 238N1
Escutcheon black, padlockable handle black

H200-A/ -B/ -D

4BN1

N-padlock device 67 x 67 mm, mounting form 238N4
Escutcheon yellow, padlockable handle red

4BN4

Additional top escutcheon plate

FAZ2 - 8041

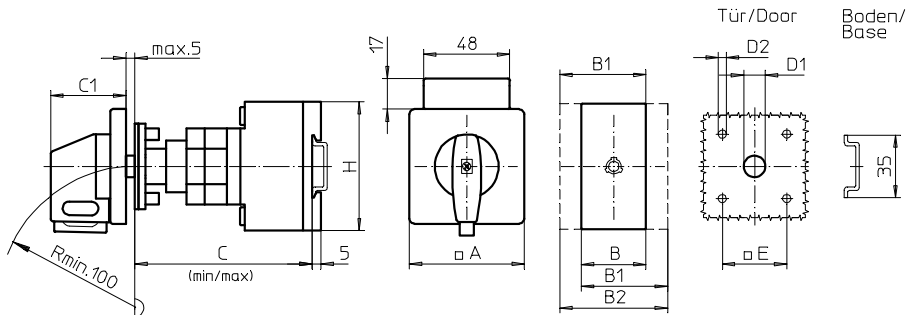
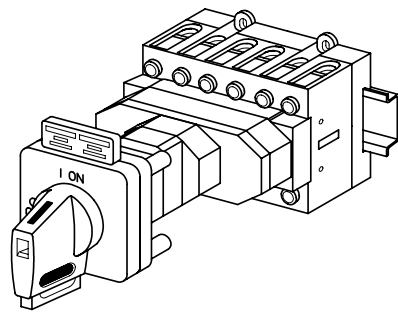
Dimensions (mm)

Product lines	A	B	B1	B2	C _{min}	C _{max}	C1	D1	D2	E	H
H200-A	67	36	48	60	92	107	33	15	5	48	70
H200-B	67	50	69	88	92	107	33	15	5	48	72
H200-D	67	72	84	96	100	115	33	15	5	48	70

Modular shaft extensions, see page B3-11.

Base Mounting Switches

sälzer



Product lines
H200-A/ -B/ -D

Base mounting switch
Operator module of next size

Door interlock
Modular shaft extension

Four hole mounting
48 x 48 mm front

238V1 (IP66)
238V4 (IP66)

Complete switch	Poles	Product line	Rated data (IEC 60947)			Order code number
			Operational current I _e	Operational power at 380–440 V		
			AC-21A A	AC-23A kW	AC-3 kW	
Main Switches OFF position padlockable 09h	3 ... 8	H200-A/ -D	20	5,5	3,7	H216 - 41 ... - 238V1
			25	7,5	5,5	H220 - 41 ... - 238V1
			32	11	7,5	H226 - 41 ... - 238V1
			40	15	11	H233 - 41 ... - 238V1
	3 ... 4	H200-B	63	22	18,5	H263 - 41 ... - 238V1
Main/Emergency-Off Switches OFF position padlockable 09h	3 ... 8	H200-A/ -D	20	5,5	3,7	H216 - 41 ... - 238V4
			25	7,5	5,5	H220 - 41 ... - 238V4
			32	11	7,5	H226 - 41 ... - 238V4
			40	15	11	H233 - 41 ... - 238V4
	3 ... 4	H200-B	63	22	18,5	H263 - 41 ... - 238V4

SMD modules for basic switch A02

Mounting form module for 238V.

H200-A
H200-B/ -D

BFA2 - 248
BFB2 - 248

V-operator module 64 x 64 mm, mounting form 238V1
Escutcheon black, handle black
Legend plate silver, operator module 238V1

H200-A/ -B/ -D

4AV1 - 09

V-operator module 64 x 64 mm, mounting form 238V4
Escutcheon black, handle red
Legend plate yellow, operator module 238V4
Additional top escutcheon plate

FAS4 - 9078
4AV4 - 09

FBS4 - 9078
FAZ2 - 8041

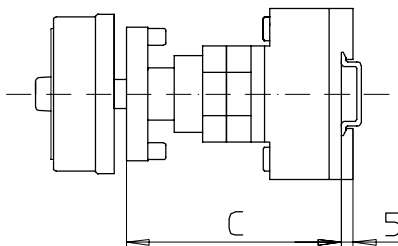
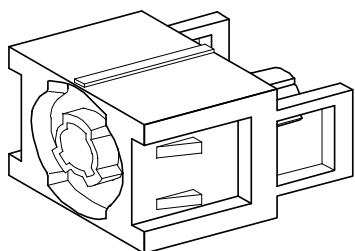
Dimensions (mm)

Product lines	A	B	B1	B2	C _{min}	C _{max}	C1	D1	D2	E	H
H200-A	64	36	48	60	92	107	39	15	5	48	70
H200-B	64	50	69	88	92	107	39	15	5	48	72
H200-D	64	72	84	96	100	115	39	15	5	48	70

Modular shaft extensions, see page B3-11.

Modular Shaft Extension

sälzer



Product lines
H200-A/ -B/ -D/ -E

Base mounting switch

Door interlock
Modular shaft extension

Four hole mounting
Front

AVC2 - .

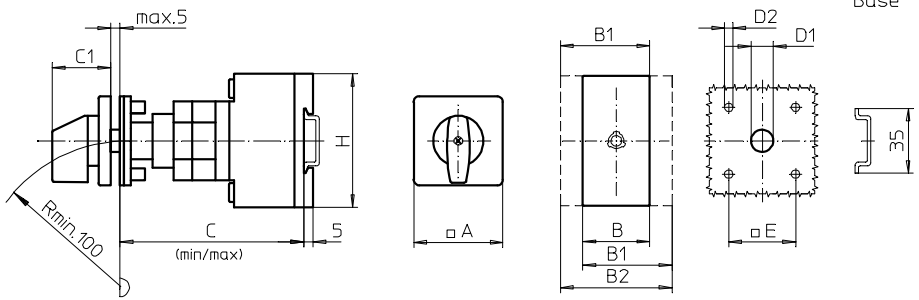
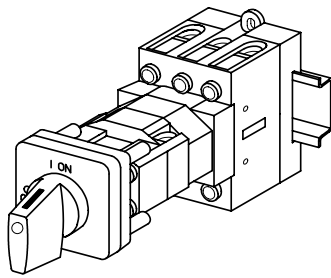
Modular shaft extensions for use with door interlock

Dimension C (internal depth, inside of door to top of DIN rail)

Dimension	H200-A/ -B	H200-D/ -E	No.	Order code number
0	092 ... 107 mm	100 ... 115 mm	-	-
1	114 ... 132 mm	122 ... 140 mm	1	AVC2 - 1
2	139 ... 157 mm	147 ... 165 mm	1	AVC2 - 2
3	164 ... 182 mm	172 ... 190 mm	1	AVC2 - 3
4	189 ... 207 mm	197 ... 215 mm	1	AVC2 - 4

Base Mounting Switches

sälzer



Product line
H200-B

Base mounting switch

Door interlock
Modular shaft extension
N/PE connection link

Four hole mounting
36 x 36 mm front

542M1 (IP66)

Complete switch	Poles	Product line	Rated data (IEC 60947)			Order code number						
			Operational current I _e	Operational power at 380–440 V								
			AC-21A A	AC-23A kW	AC-3 kW							
ON-OFF Switches Switching angle 90°	3 ... 4	H200-B	63	22	18,5	H263 - 41 ... - 542M1						
SMD modules for basic switch A02												
Mounting form module for 542M1			H200-B			BFA2 - 542						
M-operator module 48 x 48 mm, mounting form 542M1 Escutcheon black, handle black			H200-B			2AM1						
Legend plate silver, operator module 542M1						FAS2 - 9... (FA number)						
Dimensions (mm)												
Product line	A	B	B1	B2	C_{min}	C_{max}	C1	D1	D2	E	H	
H200-B	48	50	69	88	92	107	32	12	4,5	36	72	
Modular shaft extensions, see page B4-11.												

Base Mounting Switches

sälzer

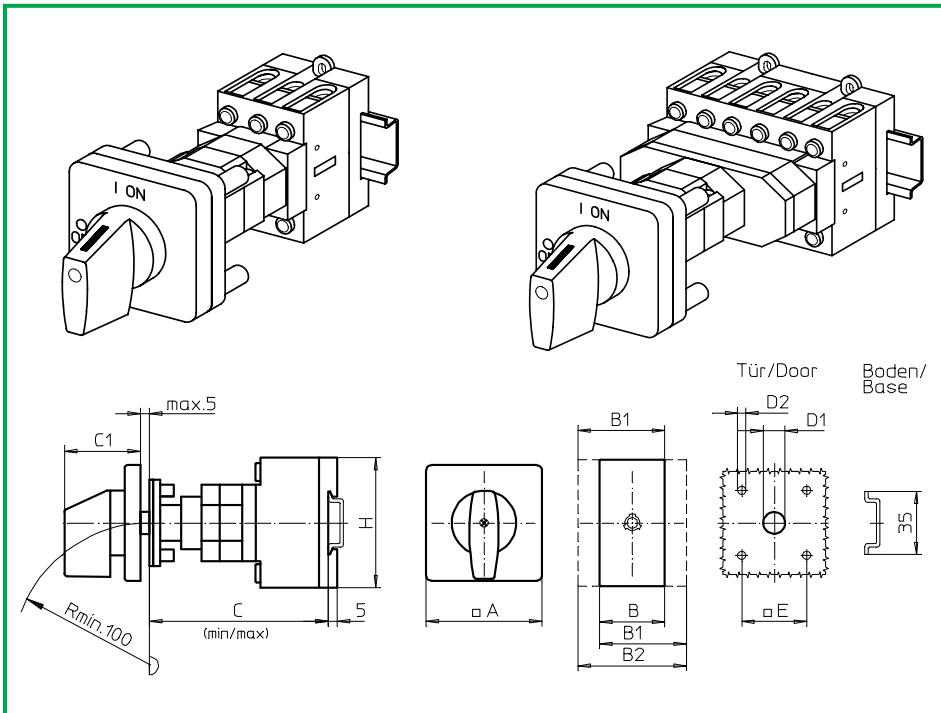
Product lines
H200-B/ -D/ -E

Base mounting switch
Operator module of next size

Door interlock
Modular shaft extension
N/PE connection link

Four hole mounting
48 x 48 mm front

548M1 (IP66)



Complete switch	Poles	Product line	Rated data (IEC 60947)			Order code number	
			Operational current I _e	Operational power at 380–440 V			
			AC-21A A	AC-23A kW	AC-3 kW		
ON-OFF Switches Switching angle 90°	6 ... 8	H200-D	20	5,5	3,7	H216 - 41 ... - 548M1	
			25	7,5	5,5	H220 - 41 ... - 548M1	
			32	11	7,5	H226 - 41 ... - 548M1	
			40	15	11	H233 - 41 ... - 548M1	
Changeover with OFF Switching angle 90°	3 ... 4	H200-B	63	22	18,5	H263 - 41 ... - 548M1	
			H200-E	20	5,5	3,7	H216 - 71 ... - 548M1
				25	7,5	5,5	H220 - 71 ... - 548M1
				32	11	7,5	H226 - 71 ... - 548M1
40	15	11		H233 - 71 ... - 548M1			

SMD modules for basic switch A02

Mounting form module for 548M1	H200-B/ -D H200-E	BFA2 - 548 BFB2 - 548
M-operator module 64 x 64 mm, mounting form 548M1 Escutcheon black, handle black	H200-B/ -D/ -E	4AM1
Legend plate silver, operator module 548M1		FAS4 - 9... (FA number)

Dimensions (mm)

Product lines	A	B	B1	B2	C _{min}	C _{max}	C1	D1	D2	E	H
H200-B	64	50	69	88	92	107	39	15	5	48	72
H200-D	64	72	84	96	100	115	39	15	5	48	70
H200-E	64	72	84	96	100	115	39	15	5	48	70

Modular shaft extensions, see page B4-11.

Base Mounting Switches

sälzer

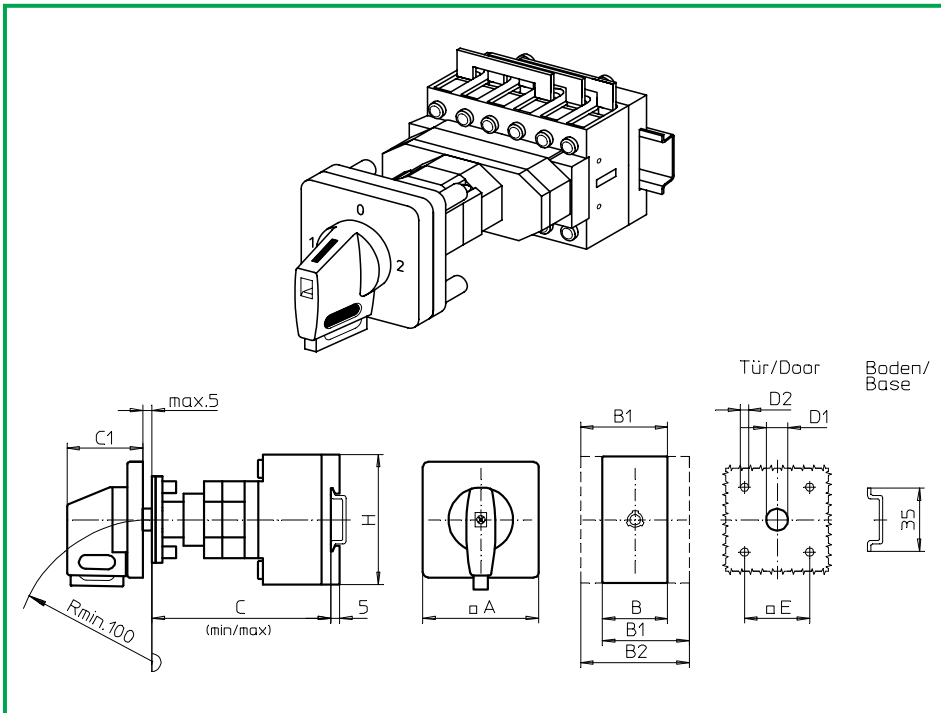
Product line
H200-E

Base mounting switch
Operator module of next size

Door interlock
Modular shaft extension
N/PE connection link

Four hole mounting
48 x 48 mm front

548V1 (IP66)
549V1 (IP66)



Complete switch	Poles	Product line	Rated data (IEC 60947)			Order code number
			Operational current I _e	Operational power at 380–440 V		
			AC-21A A	AC-23A kW	AC-3 kW	
Changeover with OFF Switching angle 90° OFF position padlockable 12h	3 ... 4	H200-E	20	5,5	3,7	H216 - 71 ... - 548V1
			25	7,5	5,5	H220 - 71 ... - 548V1
			32	11	7,5	H226 - 71 ... - 548V1
			40	15	11	H233 - 11 ... - 548V1
Changeover with OFF Switching angle 90° 3 positions padlockable (09h/12h/03h)	3 ... 4	H200-E	20	5,5	3,7	H216 - 71 ... - 549V1
			25	7,5	5,5	H220 - 71 ... - 549V1
			32	11	7,5	H226 - 71 ... - 549V1
			40	15	11	H233 - 71 ... - 549V1

SMD modules for basic switch A02

Mounting form module for 548V1/ 549V1	H200-E	BFB2 - 548
V-operator module 64 x 64 mm, mounting form 548V1 Escutcheon black, handle black		4AV1 - 12
V-operator module 64 x 64 mm, mounting form 549V1 Escutcheon black, handle black		4AV1 - 99
Legend plate silver, operator module 548V1/ 549V1		FAS4 - 9... (FA number)

Dimensions (mm)

Product line	A	B	B1	B2	C _{min}	C _{max}	C1	D1	D2	E	H
H200-E	64	72	84	96	100	115	39	15	5	48	70

Modular shaft extensions, see page B4-11.

Base Mounting Switches

sälzer

Product lines
H200-B/ -D

Base mounting switch

Door interlock

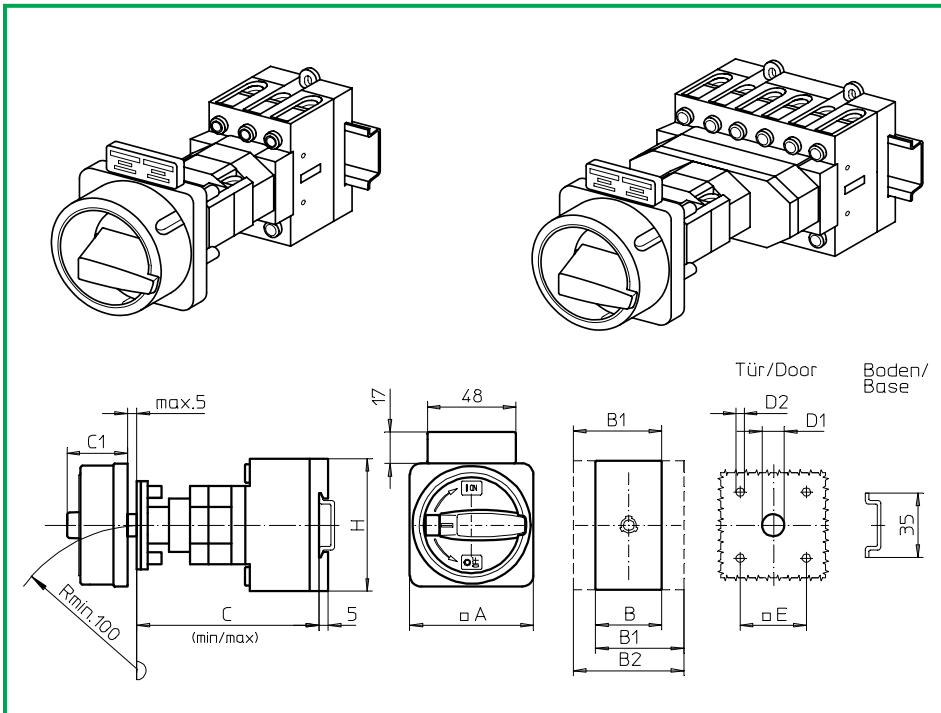
Modular shaft extension
N/PE connection link

Four hole mounting

36 x 36 mm front

534M1 (IP66)

534M4 (IP66)



Complete switch	Poles	Product line	Rated data (IEC 60947)			Order code number
			Operational current I _e	Operational power at 380–440 V		
			AC-21A A	AC-23A kW	AC-3 kW	
Main Switches OFF position padlockable 09h	6 ... 8	H200-D	20	5,5	3,7	H216 - 41 ... - 534M1
			25	7,5	5,5	H220 - 41 ... - 534M1
			32	11	7,5	H226 - 41 ... - 534M1
			40	15	11	H233 - 41 ... - 534M1
			63	22	18,5	H263 - 41 ... - 534M1
Main/Emergency-Off Switches OFF position padlockable 09h	6 ... 8	H200-D	20	5,5	3,7	H216 - 41 ... - 534M4
			25	7,5	5,5	H220 - 41 ... - 534M4
			32	11	7,5	H226 - 41 ... - 534M4
			40	15	11	H233 - 41 ... - 534M4
			63	22	18,5	H263 - 41 ... - 534M4

SMD modules for basic switch A02

Mounting form module for 534M.	H200-B/ -D	BFA2 - 534
M-padlock device 67 x 67 mm, mounting form 534M1 Escutcheon black, padlockable handle black	H200-B/ -D	2CM1
M-padlock device 67 x 67 mm, mounting form 534M4 Escutcheon yellow, padlockable handle red		2CM4
Additional top escutcheon plate		FAZ2 - 8041

Dimensions (mm)

Product lines	A	B	B1	B2	C _{min}	C _{max}	C1	D1	D2	E	H
H200-B	67	50	69	88	92	107	38	15	4,5	36	72
H200-D	67	72	84	96	100	115	38	15	4,5	36	70

Modular shaft extensions, see page B4-11.

Base Mounting Switches

sälzer

Product lines
H200-B/ -D

Base mounting switch

Door interlock

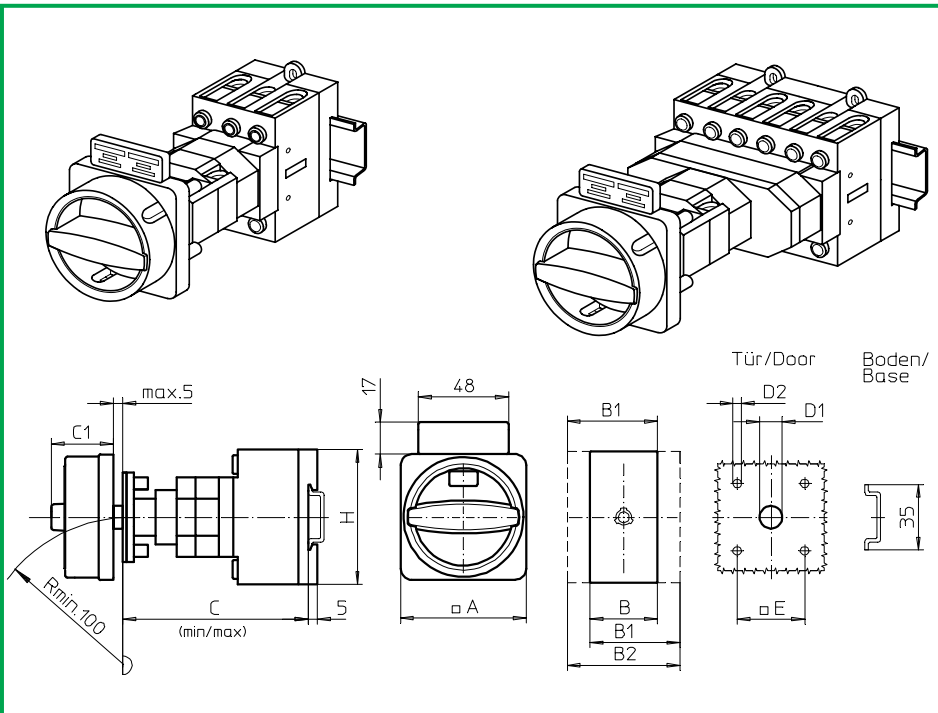
Modular shaft extension
N/PE connection link

Four hole mounting

36 x 36 mm front

534N1 (IP66)

534N4 (IP66)



Complete switch	Poles	Product line	Rated data (IEC 60947)			Order code number		
			Operational current I _e	Operational power at 380–440 V				
			AC-21A A	AC-23A kW	AC-3 kW			
Main Switches OFF position padlockable 09h	6 ... 8	H200-D	20	5,5	3,7	H216 - 41 ... - 534N1		
			25	7,5	5,5	H220 - 41 ... - 534N1		
			32	11	7,5	H226 - 41 ... - 534N1		
			40	15	11	H233 - 41 ... - 534N1		
Main/Emergency-Off Switches OFF position padlockable 09h	3 ... 4	H200-B	63	22	18,5	H263 - 41 ... - 534N1		
			6 ... 8	H200-D	20	5,5	3,7	H216 - 41 ... - 534N4
					25	7,5	5,5	H220 - 41 ... - 534N4
					32	11	7,5	H226 - 41 ... - 534N4
40	15	11			H233 - 41 ... - 534N4			
3 ... 4	H200-B	63	22	18,5	H263 - 41 ... - 534N4			

SMD modules for basic switch A02

Mounting form module for 534N.	H200-B/ -D	BFA2 - 534
N-padlock device 67 x 67 mm, mounting form 534N1 Escutcheon black, padlockable handle black	H200-B/ -D	2CN1
N-padlock device 67 x 67 mm, mounting form 534N4 Escutcheon yellow, padlockable handle red		2CN4
Additional top escutcheon plate		FAZ2 - 8041

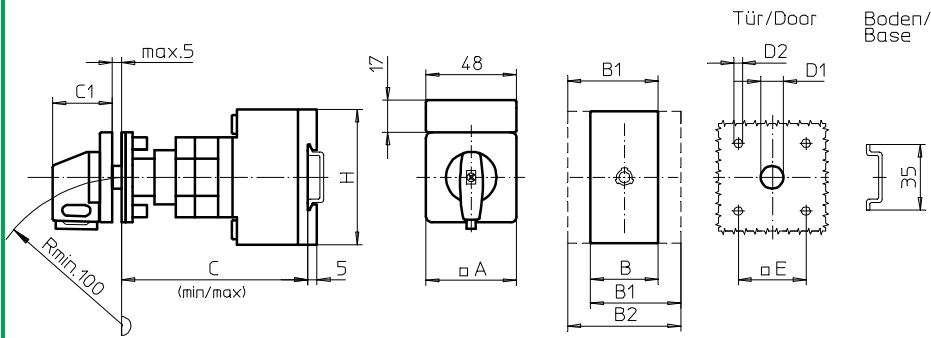
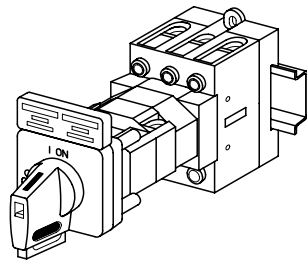
Dimensions (mm)

Product lines	A	B	B1	B2	C _{min}	C _{max}	C1	D1	D2	E	H
H200-B	67	50	69	88	92	107	33	15	4,5	36	72
H200-D	67	72	84	96	100	115	33	15	4,5	36	70

Modular shaft extensions, see page B4-11.

Base Mounting Switches

sälzer



Product line
H200-B

Base mounting switch

Door interlock

Modular shaft extension
N/PE connection link

Four hole mounting

36 x 36 mm front

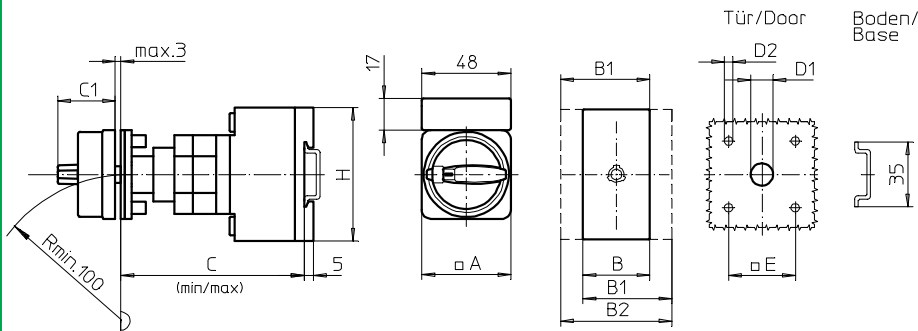
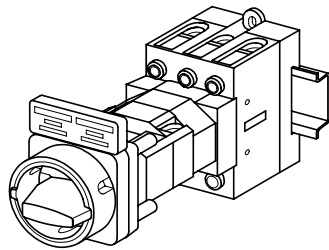
534V1 (IP66)

534V4 (IP66)

Complete switch	Poles	Product line	Rated data (IEC 60947)			Order code number						
			Operational current I _e	Operational power at 380–440 V								
			AC-21A A	AC-23A kW	AC-3 kW							
Main Switches OFF position padlockable 09h	3 ... 4	H200-B	63	22	18,5	H263 - 41 ... - 534V1						
Main/Emergency-Off Switches OFF position padlockable 09h	3 ... 4	H200-B	63	22	18,5	H263 - 41 ... - 534V4						
SMD modules for basic switch A02												
Mounting form module for 534V.			H200-B			BFA2 - 542						
V-operator module 48 x 48 mm, mounting form 534V1 Escutcheon black, handle black Legend plate silver, operator module 534V1			H200-B			2AV1 - 09 FAS2 - 9078						
V-operator module 48 x 48 mm, mounting form 534V4 Escutcheon black, handle red Legend plate yellow, operator module 534V4 Additional top excutcheon plate						2AV4 - 09 FBS2 - 9078 FAZ2 - 8041						
Dimensions (mm)												
Product line	A	B	B1	B2	C_{min}	C_{max}	C1	D1	D2	E	H	
H200-B	48	50	69	88	92	107	32	12	4,5	36	72	
Modular shaft extensions, see page B4-11.												

Base Mounting Switches

sälzer



Product line
H200-B

Base mounting switch

Door interlock

Modular shaft extension
N/PE connection link

Four hole mounting

36 x 36 mm front

535M1 (IP66)

535M4 (IP66)

Complete switch	Poles	Product line	Rated data (IEC 60947)			Order code number
			Operational current I _e	Operational power at 380–440 V		
			AC-21A A	AC-23A kW	AC-3 kW	
Main Switches OFF position padlockable 09h	3 ... 4	H200-B	63	22	18,5	H263 - 41 ... - 535M1
Main/Emergency-Off Switches OFF position padlockable 09h	3 ... 4	H200-B	63	22	18,5	H263 - 41 ... - 535M4

SMD modules for basic switch A02

Mounting form module for 535M.	H200-B	BFA2 - 542
M-padlock device 48 x 48 mm, mounting form 535M1 Escutcheon black, padlockable handle black	H200-B	2BM1
M-padlock device 48 x 48 mm, mounting form 535M4 Escutcheon yellow, padlockable handle red		2BM4
Additional top excutcheon plate		FAZ2 - 8041

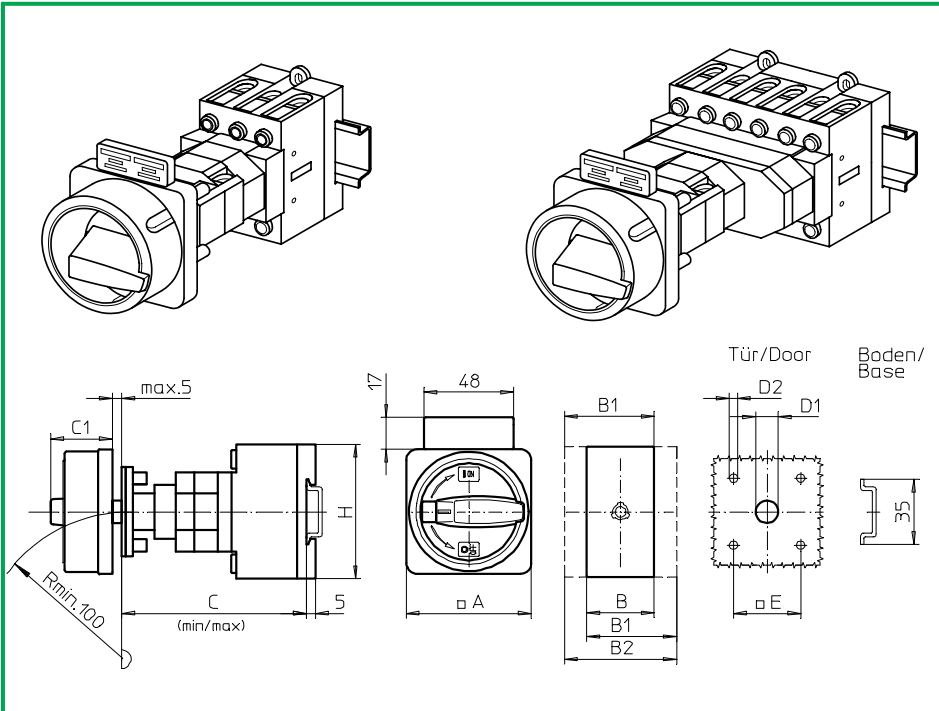
Dimensions (mm)

Product line	A	B	B1	B2	C _{min}	C _{max}	C1	D1	D2	E	H
H200-B	48	50	69	88	92	107	31	12	4,5	36	72

Modular shaft extensions, see page B4-11.

Base Mounting Switches

sälzer



Product lines
H200-B/ -D

Base mounting switch
Operator module of next size

Door interlock
Modular shaft extension
N/PE connection link

Four hole mounting
48 x 48 mm front

538M1 (IP66)
538M4 (IP66)

Complete switch	Poles	Product line	Rated data (IEC 60947)			Order code number
			Operational current I _e	Operational power at 380–440 V		
			AC-21A A	AC-23A kW	AC-3 kW	
Main Switches OFF position padlockable 09h	6 ... 8	H200-D	20	5,5	3,7	H216 - 41 ... - 538M1
			25	7,5	5,5	H220 - 41 ... - 538M1
			32	11	7,5	H226 - 41 ... - 538M1
			40	15	11	H233 - 41 ... - 538M1
			63	22	18,5	H263 - 41 ... - 538M1
Main/Emergency-Off Switches OFF position padlockable 09h	3 ... 8	H200-D	20	5,5	3,7	H216 - 41 ... - 538M4
			25	7,5	5,5	H220 - 41 ... - 538M4
			32	11	7,5	H226 - 41 ... - 538M4
			40	15	11	H233 - 41 ... - 538M4
			63	22	18,5	H263 - 41 ... - 538M4

SMD modules for basic switch A02

Mounting form module for 538M.	H200-B/ -D	BFA2 - 538
M-padlock device 67 x 67 mm, mounting form 538M1 Escutcheon black, padlockable handle black	H200-A/ -B/ -D	4BM1
M-padlock device 67 x 67 mm, mounting form 538M4 Escutcheon yellow, padlockable handle red		4BM4
Additional top excutcheon plate		FAZ2 - 8041

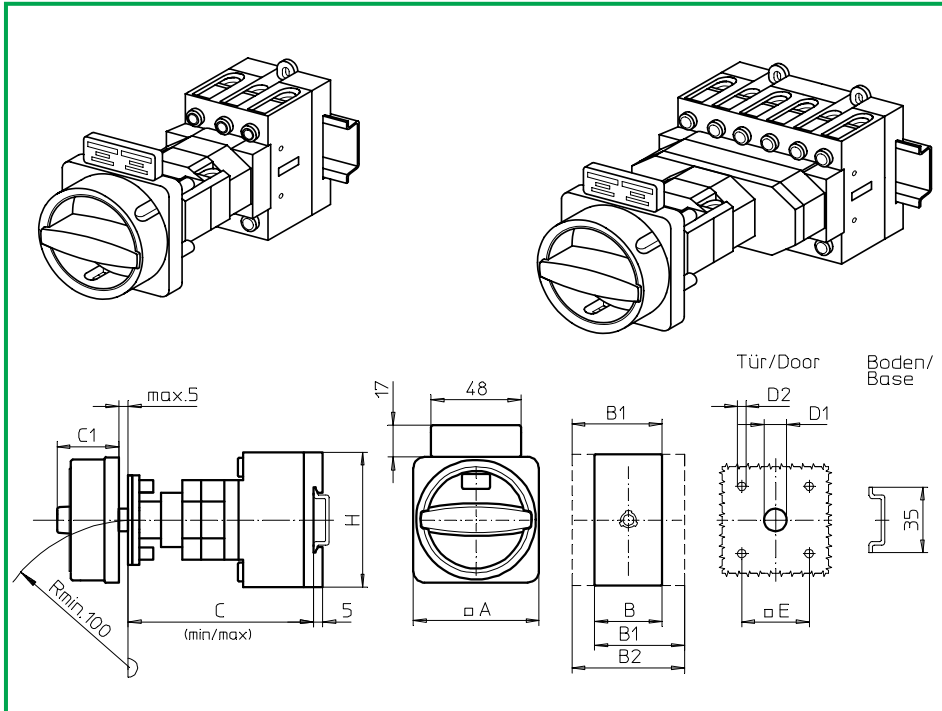
Dimensions (mm)

Product lines	A	B	B1	B2	C _{min}	C _{max}	C1	D1	D2	E	H
H200-B	67	50	69	88	92	107	38	15	5	48	72
H200-D	67	72	84	96	100	115	38	15	5	48	70

Modular shaft extensions, see page B4-11.

Base Mounting Switches

sälzer



Product lines
H200-B/ -D

Base mounting switch
Operator module of next size

Door interlock
Modular shaft extension
N/PE connection link

Four hole mounting
48 x 48 mm front

538N1 (IP66)
538N4 (IP66)

Complete switch	Poles	Product line	Rated data (IEC 60947)			Order code number		
			Operational current I _e	Operational power at 380–440 V				
			AC-21A A	AC-23A kW	AC-3 kW			
Main Switches OFF position padlockable 09h	6 ... 8	H200 -D	20	5,5	3,7	H216 - 41 ... - 538N1		
			25	7,5	5,5	H220 - 41 ... - 538N1		
			32	11	7,5	H226 - 41 ... - 538N1		
			40	15	11	H233 - 41 ... - 538N1		
Main/Emergency-Off Switches OFF position padlockable 09h	3 ... 4	H200-B	63	22	18,5	H263 - 41 ... - 538N1		
			6 ... 8	H200-D	20	5,5	3,7	H216 - 41 ... - 538N4
					25	7,5	5,5	H220 - 41 ... - 538N4
					32	11	7,5	H226 - 41 ... - 538N4
40	15	11			H233 - 41 ... - 538N4			
3 ... 4	H200-B	63	22	18,5	H263 - 41 ... - 538N4			

SMD modules for basic switch A02

Mounting form module for 538M.	H200-B/ -D	BFA2 - 538
N-padlock device 67 x 67 mm, mounting form 538N1 Escutcheon black, padlockable handle black	H200-A/ -B/ -D	4BN1
N-padlock device 67 x 67 mm, mounting form 538N4 Escutcheon yellow, padlockable handle red		4BN4
Additional top excutcheon plate		FAZ2 - 8041

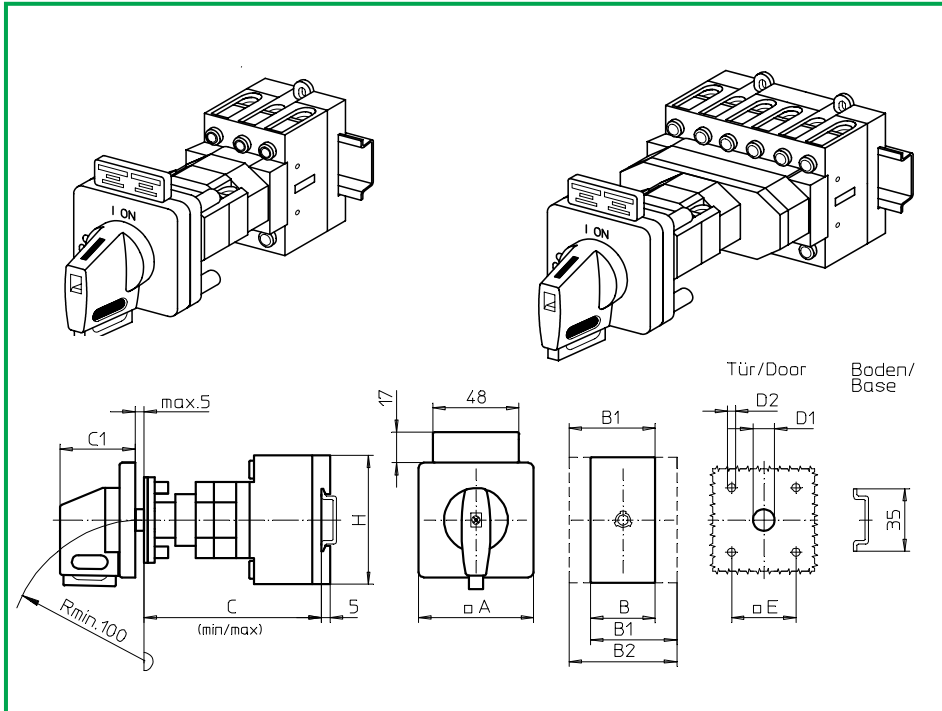
Dimensions (mm)

Product lines	A	B	B1	B2	C _{min}	C _{max}	C1	D1	D2	E	H
H200-B	67	50	69	88	92	107	33	15	5	48	72
H200-D	67	72	84	96	100	115	33	15	5	48	70

Modular shaft extensions, see page B4-11.

Base Mounting Switches

sälzer



Product lines
H200-B/ -D

Base mounting switch
Operator module of next size

Door interlock
Modular shaft extension
N/PE connection link

Four hole mounting
48 x 48 mm front

538V1 (IP66)
538V4 (IP66)

Complete switch	Poles	Product line	Rated data (IEC 60947)			Order code number
			Operational current I _e	Operational power at 380–440 V		
			AC-21A A	AC-23A kW	AC-3 kW	
Main Switches OFF position padlockable 09h	6 ... 8	H200-D	20	5,5	3,7	H216 - 41 ... - 538V1
			25	7,5	5,5	H220 - 41 ... - 538V1
			32	11	7,5	H226 - 41 ... - 538V1
			40	15	11	H233 - 41 ... - 538V1
			63	22	18,5	H263 - 41 ... - 538V1
Main/Emergency-Off Switches OFF position padlockable 09h	6 ... 8	H200-D	20	5,5	3,7	H216 - 41 ... - 538V4
			25	7,5	5,5	H220 - 41 ... - 538V4
			32	11	7,5	H226 - 41 ... - 538V4
			40	15	11	H233 - 41 ... - 538V4
			63	22	18,5	H263 - 41 ... - 538V4

SMD modules for basic switch A02

Mounting form module for 538V.	H200-B/ -D	BFA2 - 548
V-operator module 64 x 64 mm, mounting form 538V1 Escutcheon black, handle black Legend plate silver, operator module 538V1	H200-B/ -D	4AV1 - 09 FAS4 - 9078
V-operator module 64 x 64 mm, mounting form 538V4 Escutcheon black, handle red Legend plate yellow, operator module 538V4 Additional top excutcheon plate		4AV4 - 09 FBS4 - 9078 FAZ2 - 8041

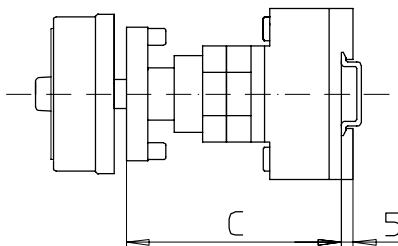
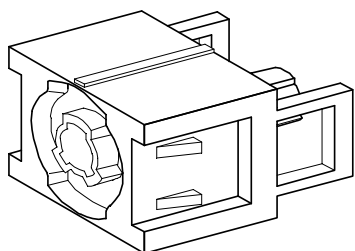
Dimensions (mm)

Product lines	A	B	B1	B2	C _{min}	C _{max}	C1	D1	D2	E	H
H200-B	64	50	69	88	92	107	39	15	5	48	72
H200-D	64	72	84	96	100	115	39	15	5	48	70

Modular shaft extensions, see page B4-11.

Modular Shaft Extension

sälzer



Product lines
H200-A/ -B/ -D/ -E

Base mounting switch

Door interlock
Modular shaft extension
N/PE connection link

Four hole mounting
front

AVC2 - .

Modular shaft extension for use with door interlock

Dimension C (internal depth, inside of door to top of DIN rail)

Dimension	H200-A/ -B	H200-D/ -E	No.	Order code number
0	092 ... 107 mm	100 ... 115 mm	-	-
1	114 ... 132 mm	122 ... 140 mm	1	AVC2 - 1
2	139 ... 157 mm	147 ... 165 mm	1	AVC2 - 2
3	164 ... 182 mm	172 ... 190 mm	1	AVC2 - 3
4	189 ... 207 mm	197 ... 215 mm	1	AVC2 - 4

Base Mounting Switches

sälzer

**Product lines
H200-A/ -B**

Base mounting switch

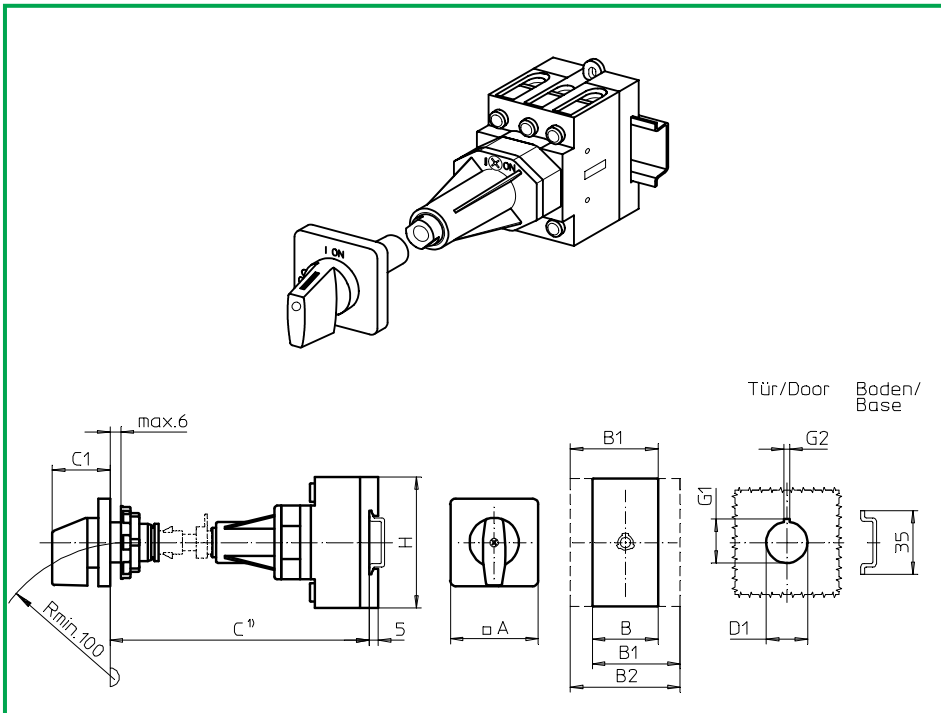
Door clutch

Metal shaft extension

Single hole mounting

ø 22,5 mm front

282M1 (IP66)



Complete switch	Poles	Product line	Rated data (IEC 60947)			Order code number				
			Operational current I _e	Operational power at 380–440 V						
			AC-21A A	AC-23A kW	AC-3 kW					
ON-OFF Switches Switching angle 90°	3 ... 4	H200-A	20	5,5	3,7	H216 - 41 ... - 282M1				
			25	7,5	5,5	H220 - 41 ... - 282M1				
			32	11	7,5	H226 - 41 ... - 282M1				
			40	15	11	H233 - 41 ... - 282M1				
			63	22	18,5	H263 - 41 ... - 282M1				
	3 ... 4	H200-B								
SMD modules for basic switch A02										
Mounting form module for 282M1			H200-A			BFA2 - 280				
			H200-B			BFB2 - 280				
M-operator module 48 x 48 mm, mounting form 282M1			H200-A/ -B			2LM1				
Escutcheon black, handle black										
Legend plate silver, operator module 282M1							FAS2 - 9... (FA number)			
Dimensions (mm)										
Product lines	A	B	B1	B2	C1	D1	G1	G2	H	
H200-A	48	36	48	60	32	22,5	24,2	3,2	70	
H200-B	48	50	69	88	32	22,5	24,2	3,2	72	
Modular shaft extensions, see page B5-9.										

Base Mounting Switches

sälzer

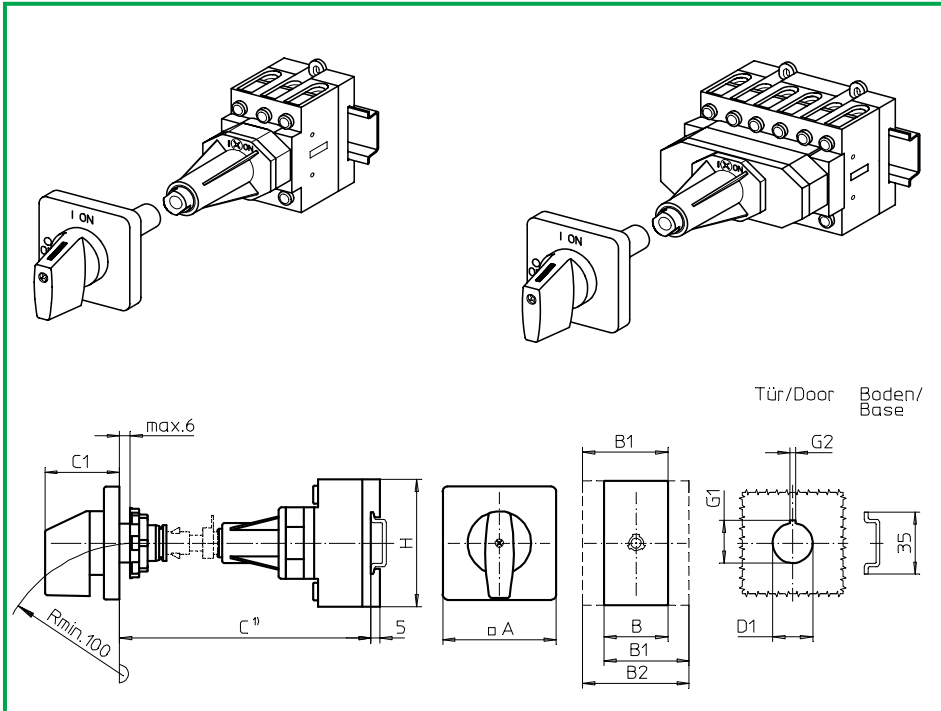
Product lines
H200-A/ -B/ -D/ -E

Base mounting switch
Operator module of next size

Door clutch
Metal shaft extension

Single hole mounting
ø 22,5 mm front

284M1 (IP66)



Complete switch	Poles	Product line	Rated data (IEC 60947)			Order code number
			Operational current I _e	Operational power at 380–440 V		
			AC-21A A	AC-23A kW	AC-3 kW	
ON-OFF Switches Switching angle 90°	3 ... 8	H200-A/ -D	20	5,5	3,7	H216 - 41 ... - 284M1
			25	7,5	5,5	H220 - 41 ... - 284M1
			32	11	7,5	H226 - 41 ... - 284M1
			40	15	11	H233 - 41 ... - 284M1
			63	22	18,5	H263 - 41 ... - 284M1
Changeover with OFF Switching angle 90°	3 ... 4	H200-E	20	5,5	3,7	H216 - 71 ... - 284M1
			25	7,5	5,5	H220 - 71 ... - 284M1
			32	11	7,5	H226 - 71 ... - 284M1
			40	22	18,5	H233 - 71 ... - 284M1

SMD modules for basic switch A02

Mounting form module for 284M1

H200-A
H200-B/ -D
H200-E

BFA2 - 280
BFB2 - 280
BFC2 - 280

M-operator module 64 x 64 mm, mounting form 284M1
Escutcheon black, handle black

H200-A/ -B/ -D/ -E

2NM1

Legend plate silver, operator module 284M1

FAS4 - 9... (FA number)

Dimensions (mm)

Product lines	A	B	B1	B2	C1	D1	G1	G2	H
H200-A	64	36	48	60	39	22,5	24,2	3,2	70
H200-B	64	50	69	88	39	22,5	24,2	3,2	72
H200-D	64	72	84	96	39	22,5	24,2	3,2	70
H200-E	64	72	84	96	39	22,5	24,2	3,2	70

Modular shaft extensions, see page B5-9.

Base Mounting Switches

sälzer

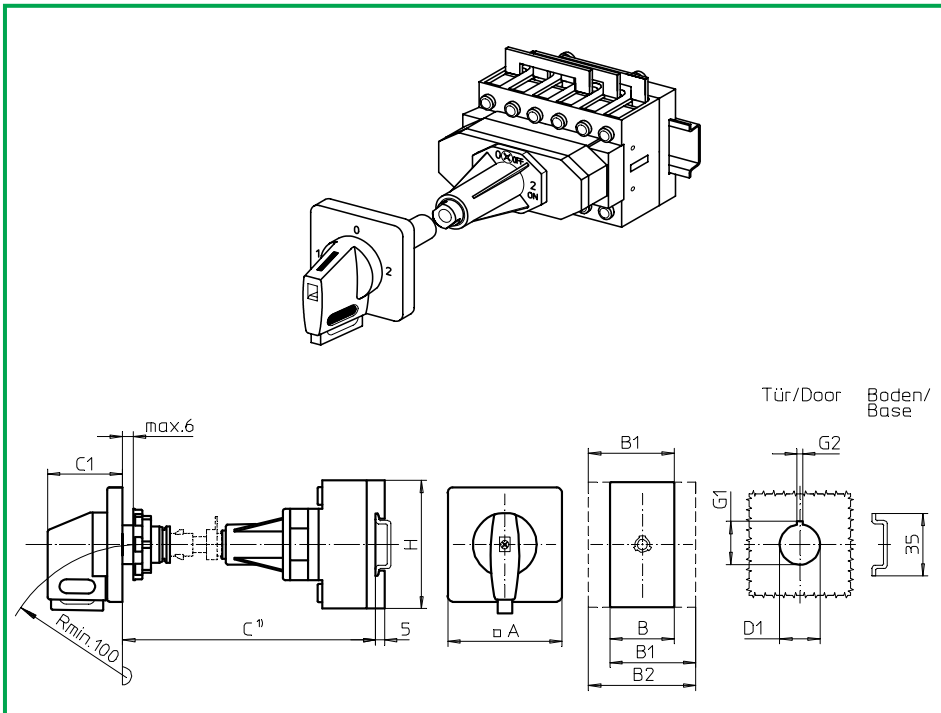
Product line
H200-E

Base mounting switch
Operator module of next size

Door clutch
Metal shaft extension

Single hole mounting
ø 22,5 mm front

284V1 (IP66)
290V1 (IP66)



Complete switch	Poles	Product line	Rated data (IEC 60947)			Order code number				
			Operational current I _e	Operational power at 380–440 V						
			AC-21A A	AC-23A kW	AC-3 kW					
Changeover with OFF Switching angle 90° OFF position padlockable 12h	3 ... 4	H200-E	20	5,5	3,7	H216 - 71 ... - 284V1				
			25	7,5	5,5	H220 - 71 ... - 284V1				
			32	11	7,5	H226 - 71 ... - 284V1				
			40	15	11	H233 - 71 ... - 284V1				
Changeover with OFF Switching angle 90° 3 positions padlockable (09h/12h/03h)	3 ... 4	H200-E	20	5,5	3,7	H216 - 71 ... - 290V1				
			25	7,5	5,5	H220 - 71 ... - 290V1				
			32	11	7,5	H226 - 71 ... - 290V1				
			40	15	11	H233 - 71 ... - 290V1				
SMD modules for basic switch A02										
Mounting form module for 284V1/ 290V1			H200-E		BFC2 - 280					
V-operator module 64 x 64 mm, mounting form 284V1 Escutcheon black, handle black					2NV1 - 12					
V-operator module 64 x 64 mm, mounting form 290V1 Escutcheon black, handle black					2NV1 - 99					
Legend plate silver, operator module 284V1/ 290V1					FAS4 - 9... (FA number)					
Dimensions (mm)										
Product line	A	B	B1	B2	C1	D1	G1	G2	H	
H200-E	64	72	84	96	39	22,5	24,2	3,2	70	
Modular shaft extensions, see page B5-9.										

Base Mounting Switches

sälzer

**Product lines
H200-A/ -B/ -D**

Base mounting switch

Door clutch

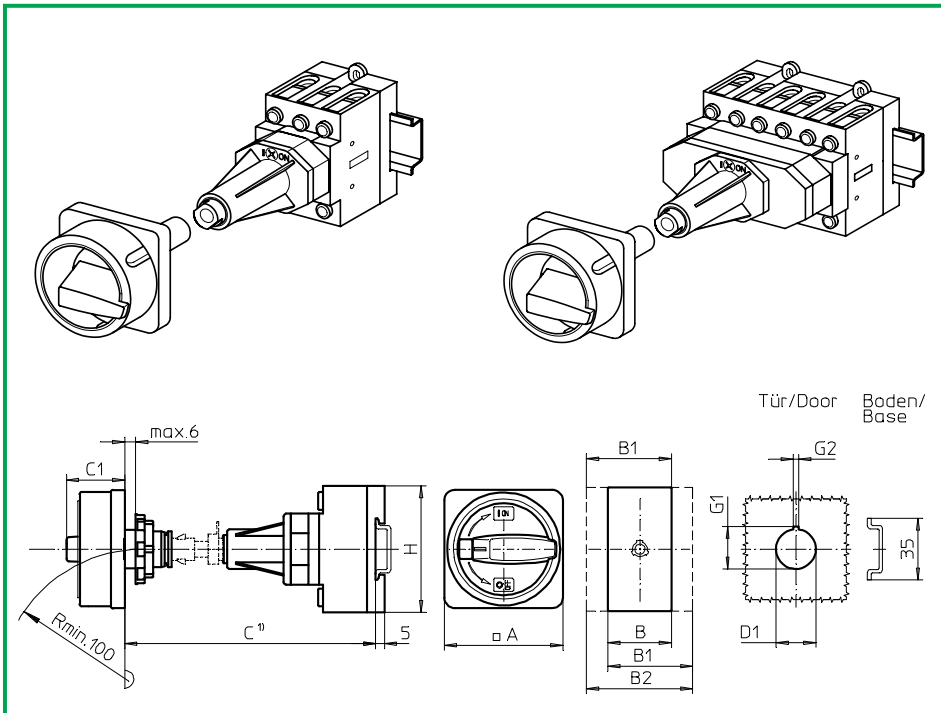
Metal shaft extension

Single hole mounting

ø 22,5 mm front

280M1 (IP66)

280M4 (IP66)



Complete switch	Poles	Product line	Rated data (IEC 60947)			Order code number
			Operational current I _e	Operational power at 380–440 V		
			AC-21A A	AC-23A kW	AC-3 kW	
Main Switches OFF position padlockable 09h	3 ... 8	H200-A/ -D	20	5,5	3,7	H216 - 41 ... - 280M1
			25	7,5	5,5	H220 - 41 ... - 280M1
			32	11	7,5	H226 - 41 ... - 280M1
			40	15	11	H233 - 41 ... - 280M1
			63	22	18,5	H263 - 41 ... - 280M1
Main/Emergency-Off Switches OFF position padlockable 09h	3 ... 8	H200-A/ -D	20	5,5	3,7	H216 - 41 ... - 280M4
			25	7,5	5,5	H220 - 41 ... - 280M4
			32	11	7,5	H226 - 41 ... - 280M4
			40	15	11	H233 - 41 ... - 280M4
			63	22	18,5	H263 - 41 ... - 280M4
	3 ... 4	H200-B				

SMD modules for basic switch A02

Mounting form module for 280M.

H200-A
H200-B/ -D

BFA2 - 280
BFB2 - 280

M-padlock device 67 x 67 mm, mounting form 280M1
Escutcheon black, padlockable handle black

H200-A/ -B/ -D

2GM1

M-padlock device 67 x 67 mm, mounting form 280M4
Escutcheon yellow, padlockable handle red

2GM4

Dimensions (mm)

Product lines	A	B	B1	B2	C1	D1	G1	G2	H
H200-A	67	36	48	60	38	22,5	24,2	3,2	70
H200-B	67	50	69	88	38	22,5	24,2	3,2	72
H200-D	67	72	84	96	38	22,5	24,2	3,2	70

Modular shaft extensions, see page B5-9.

Base Mounting Switches

sälzer

Product lines
H200-A/ -B/ -D

Base mounting switch

Door clutch

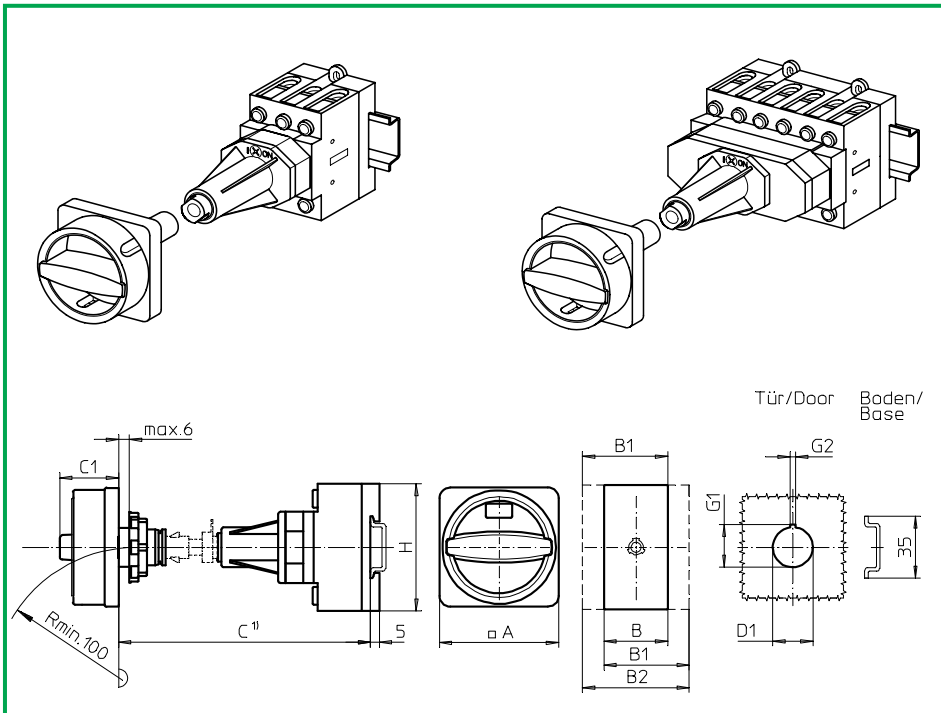
Metal shaft extension

Single hole mounting

∅ 22,5 mm front

280N1 (IP66)

280N4 (IP66)



Complete switch	Poles	Product line	Rated data (IEC 60947)			Order code number
			Operational current I _e	Operational power at 380–440 V		
			AC-21A A	AC-23A kW	AC-3 kW	
Main Switches OFF position padlockable 09h	3 ... 8	H200-A/ -D	20	5,5	3,7	H216 - 41 ... - 280N1
			25	7,5	5,5	H220 - 41 ... - 280N1
			32	11	7,5	H226 - 41 ... - 280N1
			40	15	11	H233 - 41 ... - 280N1
			63	22	18,5	H263 - 41 ... - 280N1
Main/Emergency-Off Switches OFF position padlockable 09h	3 ... 8	H200-A/ -D	20	5,5	3,7	H216 - 41 ... - 280N4
			25	7,5	5,5	H220 - 41 ... - 280N4
			32	11	7,5	H226 - 41 ... - 280N4
			40	15	11	H233 - 41 ... - 280N4
			63	22	18,5	H263 - 41 ... - 280N4
	3 ... 4	H200-B				

SMD modules for basic switch A02

Mounting form module for 280N.

H200-A
H200-B/ -D

BFA2 - 280
BFB2 - 280

N-padlock device 67 x 67 mm, mounting form 280N1
Escutcheon black, padlockable handle black

H200-A/ -B/ -D

2GN1

N-padlock device 67 x 67 mm, mounting form 280N4
Escutcheon yellow, padlockable handle red

2GN4

Dimensions (mm)

Product lines	A	B	B1	B2	C1	D1	G1	G2	H
H200-A	67	36	48	60	33	22,5	24,2	3,2	70
H200-B	67	50	69	88	33	22,5	24,2	3,2	72
H200-D	67	72	84	96	33	22,5	24,2	3,2	70

Modular shaft extensions, see page B5-9.

Base Mounting Switches

sälzer

Product lines
H200-A/ -B

Base mounting switch

Door clutch

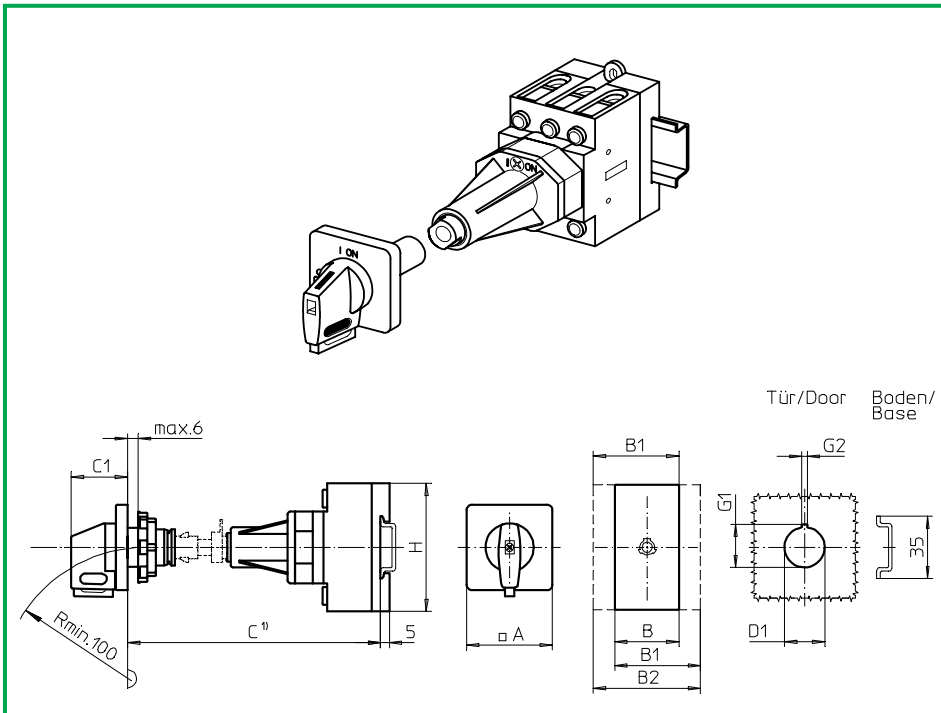
Metal shaft extension

Single hole mounting

ø 22,5 mm front

280V1 (IP66)

280V4 (IP66)



Complete switch	Poles	Product line	Rated data (IEC 60947)			Order code number
			Operational current I _e	Operational power at 380–440 V		
			AC-21A A	AC-23A kW	AC-3 kW	
Main Switches OFF position padlockable 09h	3 ... 4	H200-A	20	5,5	3,7	H216 - 41 ... - 280V1
			25	7,5	5,5	H220 - 41 ... - 280V1
			32	11	7,5	H226 - 41 ... - 280V1
			40	15	11	H233 - 41 ... - 280V1
			63	22	18,5	H263 - 41 ... - 280V1
Main/Emergency-Off Switches OFF position padlockable 09h	3 ... 4	H200-A	20	5,5	3,7	H216 - 41 ... - 280V4
			25	7,5	5,5	H220 - 41 ... - 280V4
			32	11	7,5	H226 - 41 ... - 280V4
			40	15	11	H233 - 41 ... - 280V4
			63	22	18,5	H263 - 41 ... - 280V4
		H200-B				H263 - 41 ... - 280V1

SMD modules for basic switch A02

Mounting form module for 280V.

H200-A
H200-B

BFA2 - 280
BFB2 - 280

V-operator module 48 x 48 mm, mounting form 280V1
Escutcheon black, handle black

H200-A/ -B

2LV1 - 09

Legend plate silver, operator module 280V1

FAS2 - 9078

V-operator module 48 x 48 mm, mounting form 280V4
Escutcheon black, handle red

2LV4 - 09

Legend plate yellow, operator module 280V4

FBS2 - 9078

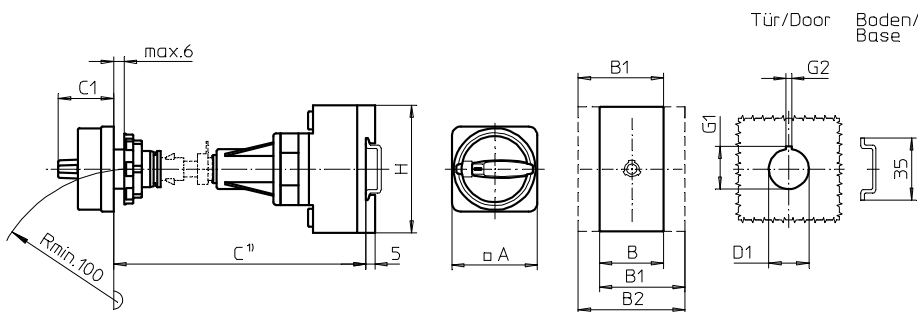
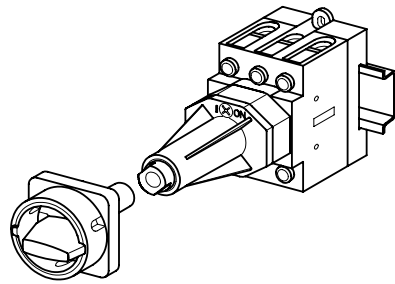
Dimensions (mm)

Product lines	A	B	B1	B2	C1	D1	G1	G2	H
H200-A	48	36	48	60	32	22,5	24,2	3,2	70
H200-B	48	50	69	88	32	22,5	24,2	3,2	72

Modular shaft extensions, see page B5-9.

Base Mounting Switches

sälzer



Product lines
H200-A/ -B

Base mounting switch

Door clutch

Metal shaft extension

Single hole mounting

ø 22,5 mm front

286M1 (IP66)

286M4 (IP66)

Complete switch	Poles	Product line	Rated data (IEC 60947)			Order code number
			Operational current I _e	Operational power at 380–440 V		
			AC-21A A	AC-23A kW	AC-3 kW	
Main Switches OFF position padlockable 09h	3 ... 4	H200-A	20	5,5	3,7	H216 - 41 ... - 286M1
			25	7,5	5,5	H220 - 41 ... - 286M1
			32	11	7,5	H226 - 41 ... - 286M1
			40	15	11	H233 - 41 ... - 286M1
			63	22	18,5	H263 - 41 ... - 286M1
Main/Emergency-Off Switches OFF position padlockable 09h	3 ... 4	H200-A	20	5,5	3,7	H216 - 41 ... - 286M4
			25	7,5	5,5	H220 - 41 ... - 286M4
			32	11	7,5	H226 - 41 ... - 286M4
			40	15	11	H233 - 41 ... - 286M4
			63	22	18,5	H263 - 41 ... - 286M4
SMD modules for basic switch A02			H200-A			BFA2 - 280
			H200-B			BFB2 - 280
			H200-A/-B			2MM1
						2MM4

SMD modules for basic switch A02

Mounting form module for 286M.

H200-A

BFA2 - 280

H200-B

BFB2 - 280

M-padlock device 48 x 48 mm, mounting form 286M1
Escutcheon black, padlockable handle black

H200-A/-B

2MM1

M-padlock device 48 x 48 mm, mounting form 286M4
Escutcheon yellow, padlockable handle red

2MM4

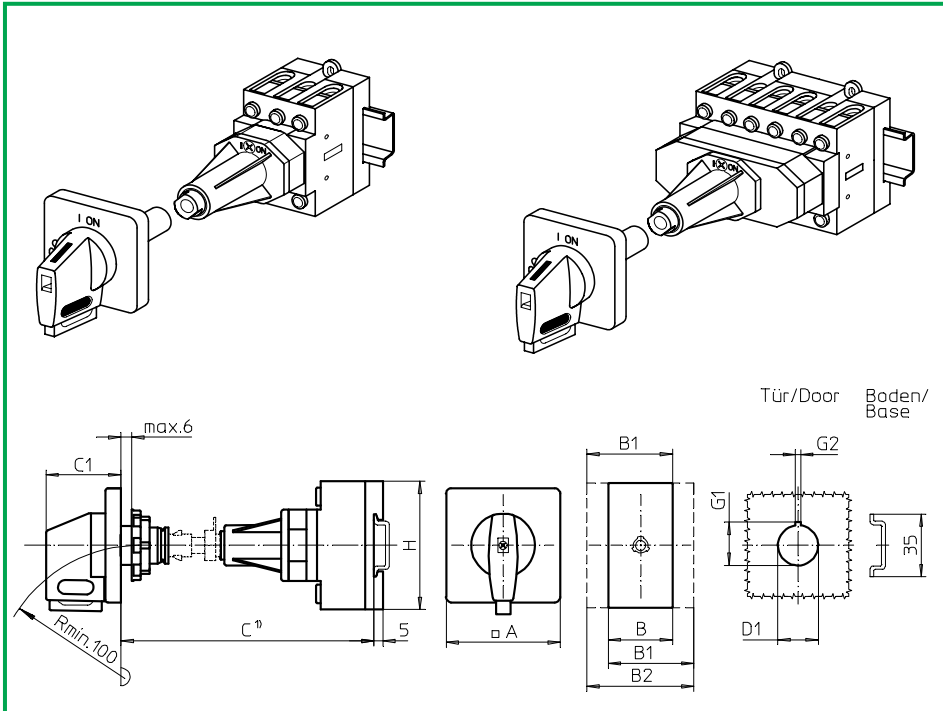
Dimensions (mm)

Product lines	A	B	B1	B2	C1	D1	G1	G2	H
H200-A	48	36	48	60	31	22,5	24,2	3,2	70
H200-B	48	50	69	88	31	22,5	24,2	3,2	72

Modular shaft extensions, see page B5-9.

Base Mounting Switches

sälzer



Product lines
H200-A/ -B/ -D

Base mounting switch
Operator module of next size

Door clutch
Metal shaft extension

Single hole mounting
ø 22,5 mm front

288V1 (IP66)
288V4 (IP66)

Complete switch	Poles	Product line	Rated data (IEC 60947)			Order code number
			Operational current I _e	Operational power at 380–440 V		
			AC-21A A	AC-23A kW	AC-3 kW	
Main Switches OFF position padlockable 09h	3 ... 8	H200-A/ -D	20	5,5	3,7	H216 - 41 ... - 288V1
			25	7,5	5,5	H220 - 41 ... - 288V1
			32	11	7,5	H226 - 41 ... - 288V1
			40	15	11	H233 - 41 ... - 288V1
			63	22	18,5	H263 - 41 ... - 288V1
Main/Emergency-Off Switches OFF position padlockable 09h	3 ... 8	H200-A/ -D	20	5,5	3,7	H216 - 41 ... - 288V4
			25	7,5	5,5	H220 - 41 ... - 288V4
			32	11	7,5	H226 - 41 ... - 288V4
			40	15	11	H233 - 41 ... - 288V4
			63	22	18,5	H263 - 41 ... - 288V4
	3 ... 4	H200-B				

SMD modules for basic switch A02

Mounting form module for 288V.

H200-A
H200-B/ -D

BFA2 - 280
BFB2 - 280

V-operator module 64 x 64 mm, mounting form 288V1
Escutcheon black, handle black

H200-A/ -B/ -D

2NV1 - 09

Legend plate silver, operator module 288V1

FAS4 - 9078

V-operator module 64 x 64 mm, mounting form 288V4
Escutcheon black, handle red

2NV4 - 09

Legend plate yellow, operator module 288V4

FBS4 - 9078

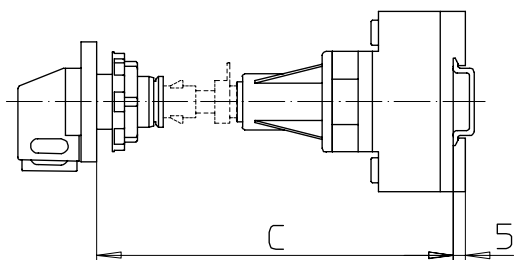
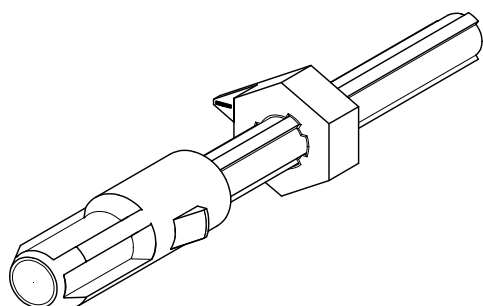
Dimensions (mm)

Product lines	A	B	B1	B2	C1	D1	G1	G2	H
H200-A	64	36	48	60	39	22,5	24,2	3,2	70
H200-B	64	50	69	88	39	22,5	24,2	3,2	72
H200-D	64	72	84	96	39	22,5	24,2	3,2	70

Modular shaft extensions, see page B5-9.

Metal Shaft Extension

sälzer



Product lines
H200-A/ -B/ -D/ -E

Base mounting switch

Door clutch
Metal shaft extension

Single hole mounting
ø 22,5 mm front

AVA8 - ...

Metal shaft extension for use with door clutch and single hole mounting ø 22,5 mm front

Dimension C (internal depth, outside of door to top of DIN rail)

H200-A / -B	H200-D/ -E	Order code number
155 ... 173 mm	163 ... 181 mm	AVA8 - 065
174 ... 198 mm	182 ... 206 mm	AVA8 - 090
199 ... 223 mm	207 ... 231 mm	AVA8 - 115
224 ... 248 mm	232 ... 256 mm	AVA8 - 140
249 ... 273 mm	257 ... 281 mm	AVA8 - 165
274 ... 298 mm	282 ... 306 mm	AVA8 - 190
299 ... 323 mm	307 ... 331 mm	AVA8 - 215
324 ... 348 mm	332 ... 356 mm	AVA8 - 240
349 ... 373 mm	357 ... 381 mm	AVA8 - 265
374 ... 398 mm	382 ... 406 mm	AVA8 - 290
399 ... 423 mm	407 ... 431 mm	AVA8 - 315
424 ... 448 mm	432 ... 456 mm	AVA8 - 340
449 ... 473 mm	457 ... 481 mm	AVA8 - 365
474 ... 498 mm	482 ... 506 mm	AVA8 - 390
499 ... 523 mm	507 ... 531 mm	AVA8 - 415
524 ... 548 mm	532 ... 556 mm	AVA8 - 440
549 ... 573 mm	557 ... 581 mm	AVA8 - 465
574 ... 598 mm	582 ... 606 mm	AVA8 - 490
599 ... 623 mm	607 ... 631 mm	AVA8 - 515
624 ... 643 mm	632 ... 656 mm	AVA8 - 540

Base Mounting Switches

sälzer

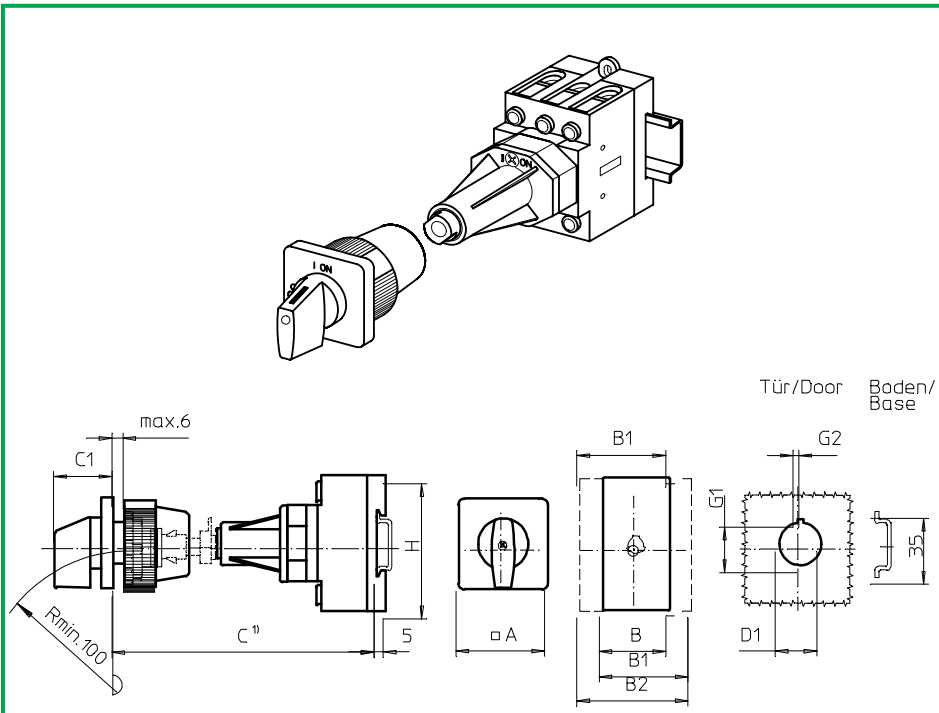
Product lines
H200-A/ -B

Base mounting switch

Door interlock
Metal shaft extension

Single hole mounting
ø 22,5 mm front

283M1 (IP66)



Complete switch	Poles	Product line	Rated data (IEC 60947)			Order code number			
			Operational current I _e	Operational power at 380–440 V					
			AC-21A A	AC-23A kW	AC-3 kW				
ON-OFF Switches Switching angle 90°	3 ... 4	H200-A	20	5,5	3,7	H216 - 41 ... - 283M1			
			25	7,5	5,5	H220 - 41 ... - 283M1			
			32	11	7,5	H226 - 41 ... - 283M1			
			40	15	11	H233 - 41 ... - 283M1			
			63	22	18,5	H263 - 41 ... - 283M1			
	3 ... 4	H200-B							
SMD modules for basic switch A02									
Mounting form module for 283M1			H200-A			BFA2 - 281			
			H200-B			BFB2 - 281			
M-operator module 48 x 48 mm, mounting form 283M1			H200-A/ -B			2LM1			
Escutcheon black, handle black									
Legend plate silver, operator module 283M1							FAS2 - 9... (FA number)		
Dimensions (mm)									
Product lines	A	B	B1	B2	C1	D1	G1	G2	H
H200-A	48	36	48	60	32	22,5	24,2	3,2	70
H200-B	48	50	69	88	32	22,5	24,2	3,2	72
C ¹⁾ Internal depth, outside of door to top of DIN rail. Metal shaft is not included. Please order separately. See page B6-9.									

Base Mounting Switches

sälzer

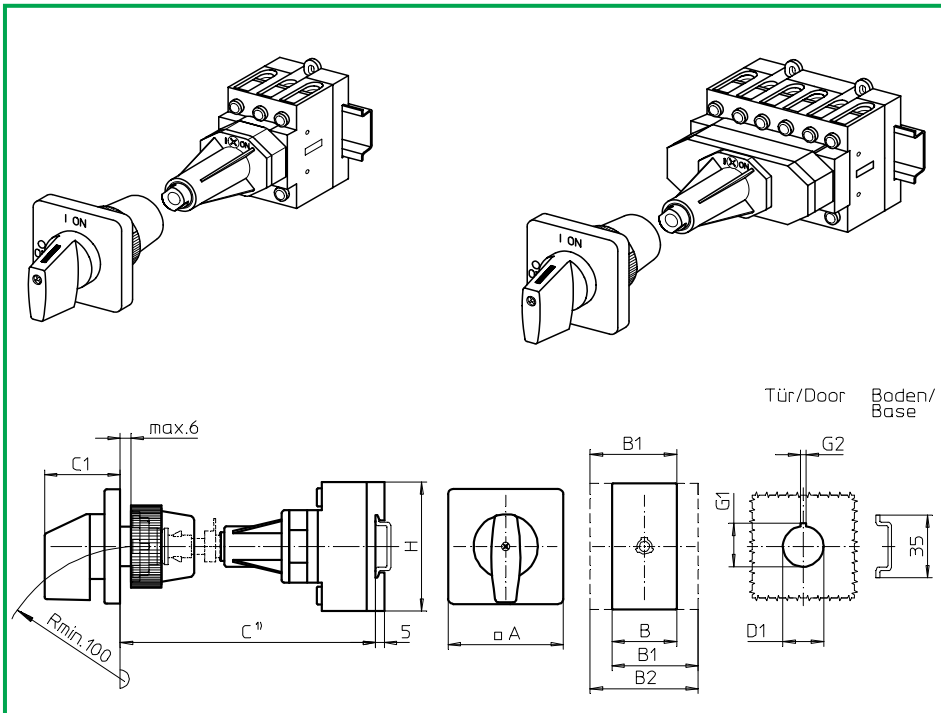
Product lines
H200-A/ -B/ -D/ -E

Base mounting switch
Operator module of next size

Door interlock
Metal shaft extension

Single hole mounting
ø 22,5 mm front

285M1 (IP66)



Complete switch	Poles	Product line	Rated data (IEC 60947)			Order code number
			Operational current I _e	Operational power at 380–440 V		
			AC-21A A	AC-23A kW	AC-3 kW	
ON-OFF Switches Switching angle 90°	3 ... 8	H200-A/ -D	20	5,5	3,7	H216 - 41 ... - 285M1
			25	7,5	5,5	H220 - 41 ... - 285M1
			32	11	7,5	H226 - 41 ... - 285M1
			40	15	11	H233 - 41 ... - 285M1
			63	22	18,5	H263 - 41 ... - 285M1
Changeover with OFF Switching angle 90°	3 ... 4	H200-E	20	5,5	3,7	H216 - 71 ... - 285M1
			25	7,5	5,5	H220 - 71 ... - 285M1
			32	11	7,5	H226 - 71 ... - 285M1
			40	15	11	H233 - 71 ... - 285M1

SMD modules for basic switch A02		
Mounting form module for 285M1	H200-A H200-B/ -D H200-E	BFA2 - 281 BFB2 - 281 BFC2 - 281
M-operator module 64 x 64 mm, mounting form 285M1 Escutcheon black, handle black	H200-A/ -B/ -D/ -E	2NM1
Legend plate silver, operator module 285M1		FAS4 - 9... (FA number)

Dimensions (mm)									
Product lines	A	B	B1	B2	C1	D1	G1	G2	H
H200-A	64	36	48	60	39	22,5	24,2	3,2	70
H200-B	64	50	69	88	39	22,5	24,2	3,2	72
H200-D	64	72	84	96	39	22,5	24,2	3,2	70
H200-E	64	72	84	96	39	22,5	24,2	3,2	70

C¹⁾ Internal depth, outside of door to top of DIN rail. Metal shaft is not included. Please order separately. See page B6-9.

Base Mounting Switches

sälzer

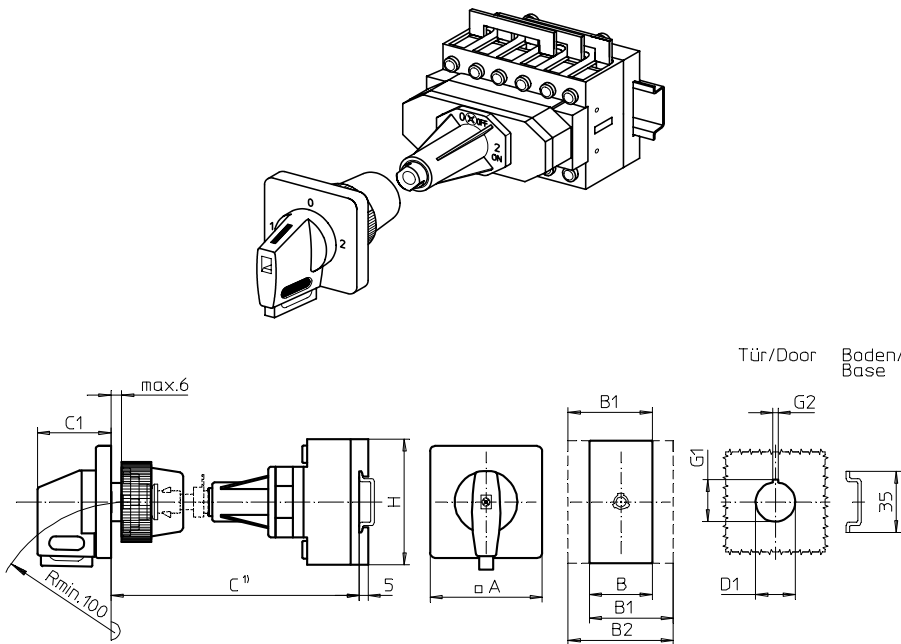
Product line
H200-E

Base mounting switch
Operator module of next size

Door interlock
Metal shaft extension

Single hole mounting
ø 22,5 mm front

285V1 (IP66)
291V1 (IP66)



Complete switch	Poles	Product line	Rated data (IEC 60947)			Order code number
			Operational current I _e	Operational power at 380–440 V		
			AC-21A A	AC-23A kW	AC-3 kW	
Changeover with OFF Switching angle 90° OFF position padlockable 12h	3 ... 4	H200-E	20	5,5	3,7	H216 - 71 ... - 285V1
			25	7,5	5,5	H220 - 71 ... - 285V1
			32	11	7,5	H226 - 71 ... - 285V1
			40	15	11	H233 - 11 ... - 285V1
Changeover with OFF Switching angle 90° 3 positions padlockable (09h/12h/03h)	3 ... 4	H200-E	20	5,5	3,7	H216 - 71 ... - 291V1
			25	7,5	5,5	H220 - 71 ... - 291V1
			32	11	7,5	H226 - 71 ... - 291V1
			40	15	11	H233 - 71 ... - 291V1

SMD modules for basic switch A02

Mounting form module for 285V1/ 291V1	H200-E	BFC2 - 281
V-operator module 64 x 64 mm, mounting form 285V1 Escutcheon black, handle black		2NV1 - 12
V-operator module 64 x 64 mm, mounting form 291V1 Escutcheon black, handle black		2NV1 - 99
Legend plate silver, operator module 285V1/ 291V1		FAS4 - 9... (FA number)

Dimensions (mm)

Product line	A	B	B1	B2	C1	D1	G1	G2	H
H200-E	64	72	84	96	39	22,5	24,2	3,2	70

C¹) Internal depth, outside of door to top of DIN rail. Metal shaft is not included. Please order separately. See page B6-9.

Base Mounting Switches

sälzer

Product lines
H200-A/ -B/ -D

Base mounting switch

Door interlock

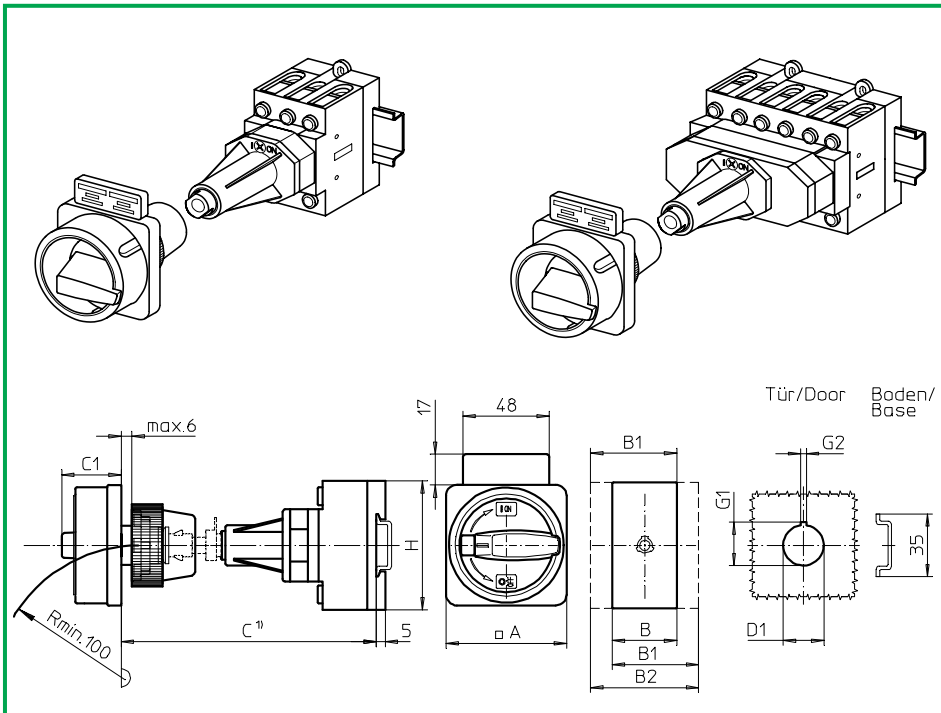
Metal shaft extension

Single hole mounting

∅ 22,5 mm front

281M1 (IP66)

281M4 (IP66)



Complete switch	Poles	Product line	Rated data (IEC 60947)			Order code number
			Operational current I _e	Operational power at 380–440 V		
			AC-21A A	AC-23A kW	AC-3 kW	
Main Switches OFF position padlockable 09h	3 ... 8	H200-A/ -D	20	5,5	3,7	H216 - 41 ... - 281M1
			25	7,5	5,5	H220 - 41 ... - 281M1
			32	11	7,5	H226 - 41 ... - 281M1
			40	15	11	H233 - 41 ... - 281M1
			63	22	18,5	H263 - 41 ... - 281M1
Main/Emergency-Off Switches OFF position padlockable 09h	3 ... 8	H200-A/ -D	20	5,5	3,7	H216 - 41 ... - 281M4
			25	7,5	5,5	H220 - 41 ... - 281M4
			32	11	7,5	H226 - 41 ... - 281M4
			40	15	11	H233 - 41 ... - 281M4
			63	22	18,5	H263 - 41 ... - 281M4
SMD modules for basic switch A02			H200-A			BFA2 - 281
			H200-B/ -D			BFB2 - 281
			H200-A/ -B/ -D			2GM1
						2GM4
						FAZ2 - 8041

SMD modules for basic switch A02

Mounting form module for 281M.

M-padlock device 67 x 67 mm, mounting form 281M1
Escutcheon black, padlockable handle black

M-padlock device 67 x 67 mm, mounting form 281M4
Escutcheon yellow, padlockable handle red

Additional top escutcheon plate

H200-A
H200-B/ -D
H200-A/ -B/ -D

BFA2 - 281
BFB2 - 281

2GM1

2GM4

FAZ2 - 8041

Dimensions (mm)

Product lines	A	B	B1	B2	C1	D1	G1	G2	H
H200-A	67	36	48	60	38	22,5	24,2	3,2	70
H200-B	67	50	69	88	38	22,5	24,2	3,2	72
H200-D	67	72	84	96	38	22,5	24,2	3,2	70

C¹⁾ Internal depth, outside of door to top of DIN rail. Metal shaft is not included. Please order separately. See page B6-9.

Base Mounting Switches

sälzer

**Product lines
H200-A/ -B/ -D**

Base mounting switch

Door interlock

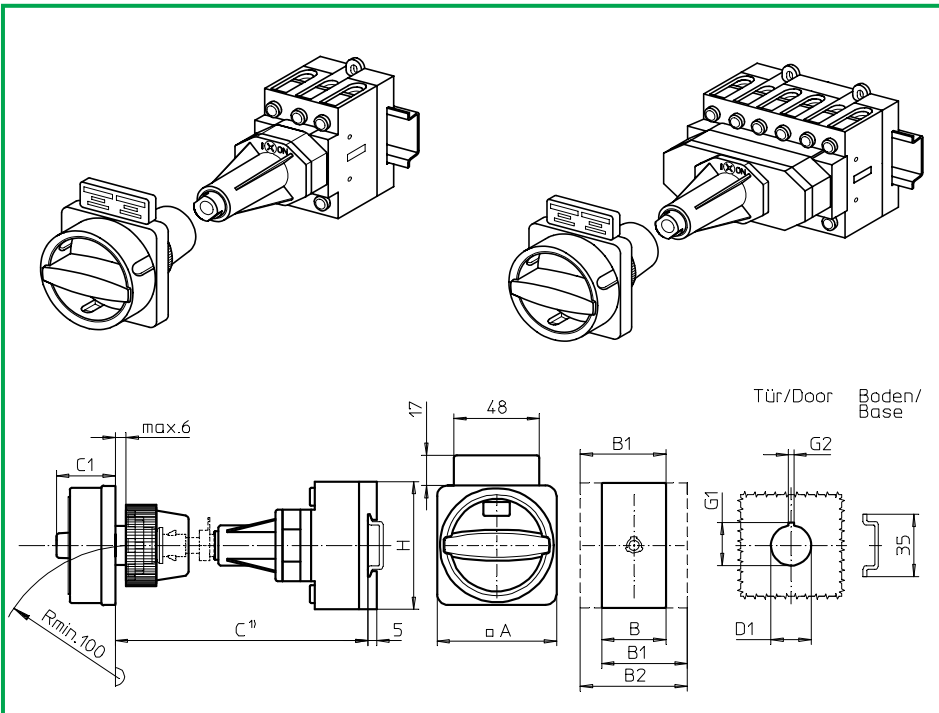
Metal shaft extension

Single hole mounting

∅ 22,5 mm front

281N1 (IP66)

281N4 (IP66)



Complete switch	Poles	Product line	Rated data (IEC 60947)			Order code number
			Operational current I _e	Operational power at 380–440 V		
			AC-21A A	AC-23A kW	AC-3 kW	
Main Switches OFF position padlockable 09h	3 ... 8	H200-A/ -D	20	5,5	3,7	H216 - 41 ... - 281N1
			25	7,5	5,5	H220 - 41 ... - 281N1
			32	11	7,5	H226 - 41 ... - 281N1
			40	15	11	H233 - 41 ... - 281N1
			63	22	18,5	H263 - 41 ... - 281N1
Main/Emergency-Off Switches OFF position padlockable 09h	3 ... 8	H200-A/ -D	20	5,5	3,7	H216 - 41 ... - 281N4
			25	7,5	5,5	H220 - 41 ... - 281N4
			32	11	7,5	H226 - 41 ... - 281N4
			40	15	11	H233 - 41 ... - 281N4
			63	22	18,5	H263 - 41 ... - 281N4

SMD modules for basic switch A02

Mounting form module for 281N.

H200-A
H200-B/ -D

BFA2 - 281
BFB2 - 281

N-padlock device 67 x 67 mm, mounting form 281N1
Escutcheon black, padlockable handle black

H200-A/ -B/ -D

2GN1

N-padlock device 67 x 67 mm, mounting form 281N4
Escutcheon yellow, padlockable handle red

2GN4

Additional top escutcheon plate

FAZZ - 8041

Dimensions (mm)

Product lines	A	B	B1	B2	C1	D1	G1	G2	H
H200-A	67	36	48	60	33	22,5	24,2	3,2	70
H200-B	67	50	69	88	33	22,5	24,2	3,2	72
H200-D	67	72	84	96	33	22,5	24,2	3,2	70

C¹⁾ Internal depth, outside of door to top of DIN rail. Metal shaft is not included. Please order separately. See page B6-9.

Base Mounting Switches

sälzer

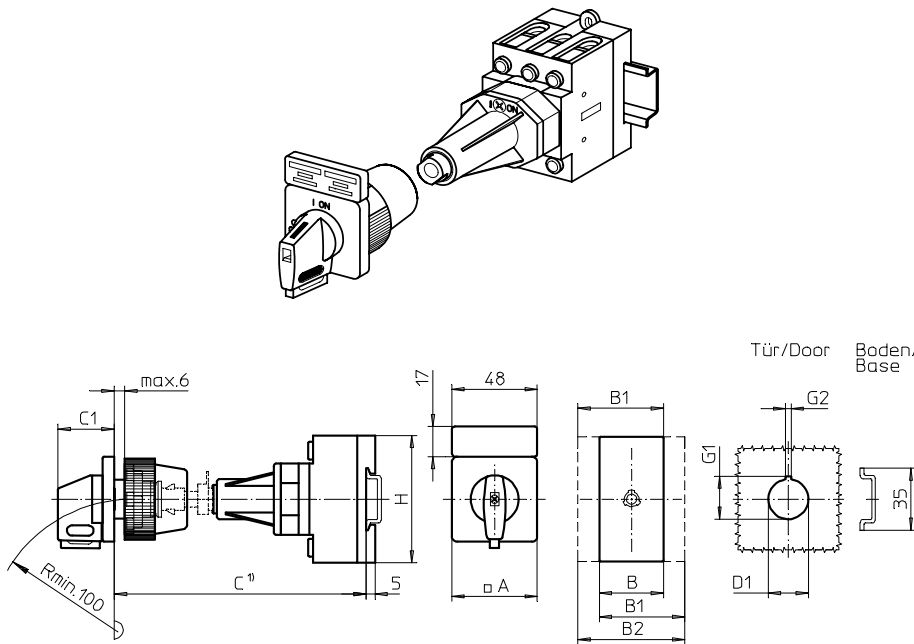
Product lines
H200-A/ -B

Base mounting switch

Door interlock
Metal shaft extension

Single hole mounting
ø 22,5 mm front

281V1 (IP66)
281V4 (IP66)



Complete switch	Poles	Product line	Rated data (IEC 60947)			Order code number
			Operational current I _e	Operational power at 380–440 V		
			AC-21A A	AC-23A kW	AC-3 kW	
Main Switches OFF position padlockable 09h	3 ... 4	H200-A	20	5,5	3,7	H216 - 41 ... - 281V1
			25	7,5	5,5	H220 - 41 ... - 281V1
			32	11	7,5	H226 - 41 ... - 281V1
			40	15	11	H233 - 41 ... - 281V1
	3 ... 4	H200-B	63	22	18,5	H263 - 41 ... - 281V1
Main/Emergency-Off Switches OFF position padlockable 09h	3 ... 4	H200-A	20	5,5	3,7	H216 - 41 ... - 281V4
			25	7,5	5,5	H220 - 41 ... - 281V4
			32	11	7,5	H226 - 41 ... - 281V4
			40	15	11	H233 - 41 ... - 281V4
	3 ... 4	H200-B	63	22	18,5	H263 - 41 ... - 281V4

SMD modules for basic switch A02

Mounting form module for 281V.

H200-A
H200-B
H200-A/-B

BFA2 - 281
BFB2 - 281
2LV1 - 09

V-operator module 48 x 48 mm, mounting form 281V1
Escutcheon black, handle black
Legend plate silver, operator module 281V1

FAS2 - 9078
2LV4 - 09

V-operator module 48 x 48 mm, mounting form 281V4
Escutcheon black, handle red
Legend plate yellow, operator module 281V4
Additional top escutcheon plate

FBS2 - 9078
FAZ2 - 8041

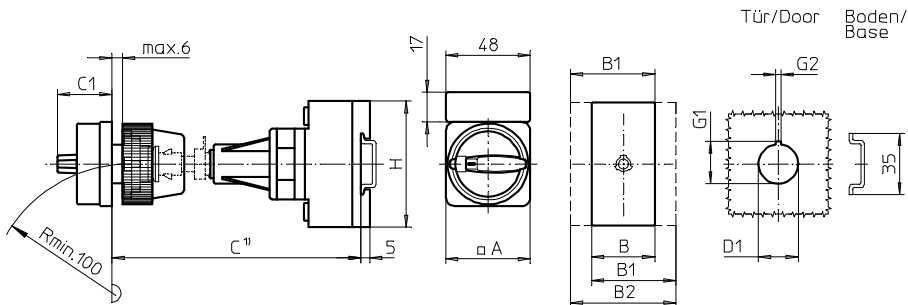
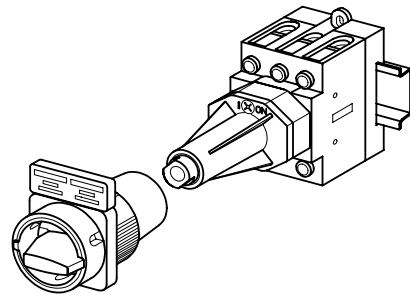
Dimensions (mm)

Product lines	A	B	B1	B2	C1	D1	G1	G2	H
H200-A	48	36	48	60	32	22,5	24,2	3,2	70
H200-B	48	50	69	88	32	22,5	24,2	3,2	72

C¹) Internal depth, outside of door to top of DIN rail. Metal shaft is not included. Please order separately. See page B6-9.

Base Mounting Switches

sälzer



Product lines
H200-A/ -B

Base mounting switch

Door interlock
Metal shaft extension

Single hole mounting
ø 22,5 mm front

287M1 (IP66)
287M4 (IP66)

Complete switch	Poles	Product line	Rated data (IEC 60947)			Order code number
			Operational current I _e	Operational power at 380–440 V		
			AC-21A A	AC-23A kW	AC-3 kW	
Main Switches OFF position padlockable 09h	3 ... 4	H200-A	20	5,5	3,7	H216 - 41 ... - 287M1
			25	7,5	5,5	H220 - 41 ... - 287M1
			32	11	7,5	H226 - 41 ... - 287M1
			40	15	11	H233 - 41 ... - 287M1
			63	22	18,5	H263 - 41 ... - 287M1
Main/Emergency-Off Switches OFF position padlockable 09h	3 ... 4	H200-A	20	5,5	3,7	H216 - 41 ... - 287M4
			25	7,5	5,5	H220 - 41 ... - 287M4
			32	11	7,5	H226 - 41 ... - 287M4
			40	15	11	H233 - 41 ... - 287M4
			63	22	18,5	H263 - 41 ... - 287M4
SMD modules for basic switch A02			H200-A			BFA2 - 281
			H200-B			BFB2 - 281
			H200-A/-B			2MM1
						2MM4
						FAZ2 - 8041

SMD modules for basic switch A02

Mounting form module for 287M.

M-padlock device 48 x 48 mm, mounting form 287M1
Escutcheon black, padlockable handle black

M-padlock device 48 x 48 mm, mounting form 287M4
Escutcheon yellow, padlockable handle red

Additional top escutcheon plate

H200-A
H200-B
H200-A/-B

BFA2 - 281
BFB2 - 281
2MM1
2MM4
FAZ2 - 8041

Dimensions (mm)

Product lines	A	B	B1	B2	C1	D1	G1	G2	H
H200-A	48	36	48	60	31	22,5	24,2	3,2	70
H200-B	48	50	69	88	31	22,5	24,2	3,2	72

C¹⁾ Internal depth, outside of door to top of DIN rail. Metal shaft is not included. Please order separately. See page B6-9.

Base Mounting Switches

sälzer

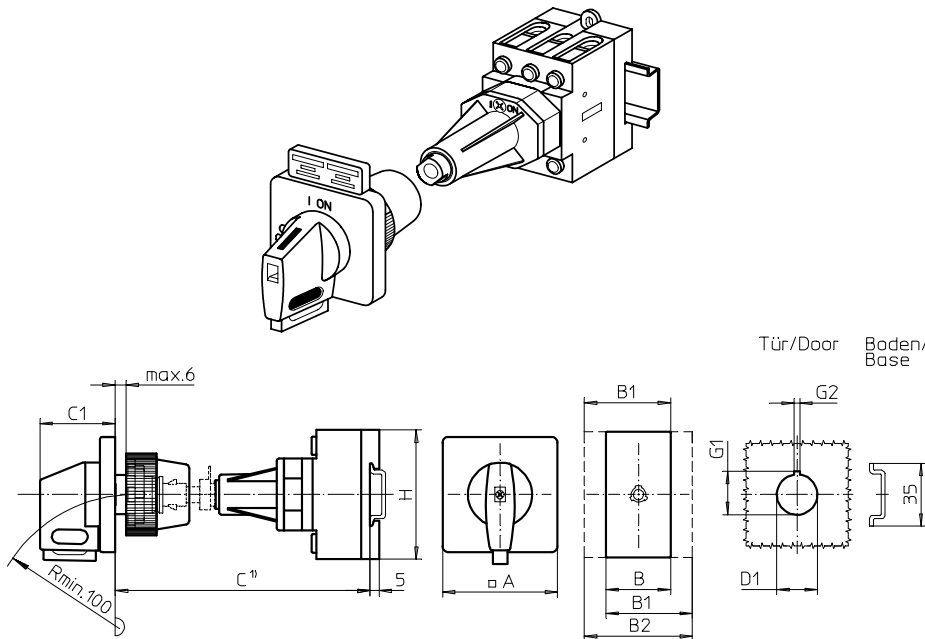
Product lines
H200-A/ -B/ -D

Base mounting switch
Operator module of next size

Door interlock
Metal shaft extension

Single hole mounting
ø 22,5 mm front

289V1 (IP66)
289V4 (IP66)



Complete switch	Poles	Product line	Rated data (IEC 60947)			Order code number
			Operational current I _e	Operational power at 380–440 V		
			AC-21A A	AC-23A kW	AC-3 kW	
Main Switches OFF position padlockable 09h	3 ... 8	H200-A/ -D	20	5,5	3,7	H216 - 41 ... - 289V1
			25	7,5	5,5	H220 - 41 ... - 289V1
			32	11	7,5	H226 - 41 ... - 289V1
			40	15	11	H233 - 41 ... - 289V1
			63	22	18,5	H263 - 41 ... - 289V1
Main/Emergency-Off Switches OFF position padlockable 09h	3 ... 8	H200-A/ -D	20	5,5	3,7	H216 - 41 ... - 289V4
			25	7,5	5,5	H220 - 41 ... - 289V4
			32	11	7,5	H226 - 41 ... - 289V4
			40	15	11	H233 - 41 ... - 289V4
			63	22	18,5	H263 - 41 ... - 289V4
	3 ... 4	H200-B				

SMD modules for basic switch A02

Mounting form module for 289V.

H200-A
H200-B/ -D

BFA2 - 281
BFB2 - 281

V-operator module 64 x 64 mm, mounting form 289V1
Escutcheon black, handle black

H200-A/ -B/ -D

2NV1 - 09

Legend plate silver, operator module 289V1

FAS4 - 9078

V-operator module 64 x 64 mm, mounting form 289V4
Escutcheon black, handle red

2NV4 - 09

Legend plate yellow, operator module 289V4

FBS4 - 9078

Additional top escutcheon plate

FAZ2 - 8041

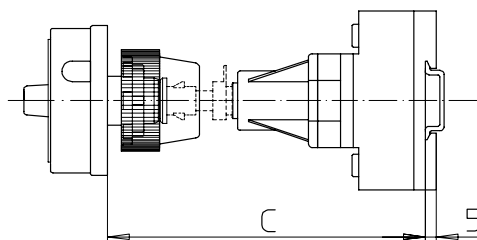
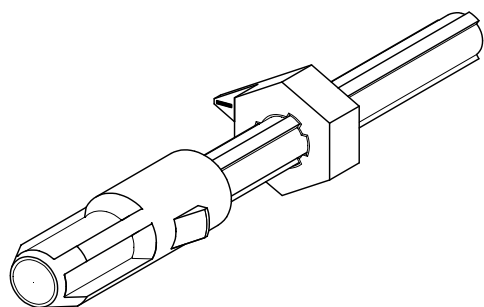
Dimensions (mm)

Product lines	A	B	B1	B2	C1	D1	G1	G2	H
H200-A	64	36	48	60	39	22,5	24,2	3,2	70
H200-B	64	50	69	88	39	22,5	24,2	3,2	72
H200-D	64	72	84	96	39	22,5	24,2	3,2	70

C¹⁾ Internal depth, outside of door to top of DIN rail. Metal shaft is not included. Please order separately. See page B6-9.

Metal Shaft Extension

sälzer



Product lines
H200-A/ -B/ -D/ -E

Base mounting switch

Door interlock
Metal shaft extension

Single hole mounting
ø 22,5 mm front

AVA8 - ...

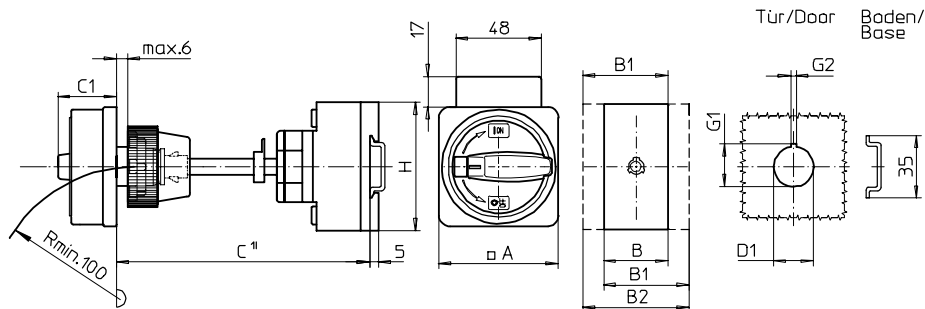
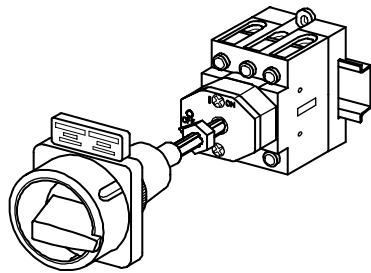
Metal shaft extension for use with door interlock and single hole mounting ø 22,5 mm front

Dimension C (internal depth, outside of door to top of DIN rail)

H200-A / -B	H200-D/ -E	Order code number
155 ... 173 mm	163 ... 181 mm	AVA8 - 065
174 ... 198 mm	182 ... 206 mm	AVA8 - 090
199 ... 223 mm	207 ... 231 mm	AVA8 - 115
224 ... 248 mm	232 ... 256 mm	AVA8 - 140
249 ... 273 mm	257 ... 281 mm	AVA8 - 165
274 ... 298 mm	282 ... 306 mm	AVA8 - 190
299 ... 323 mm	307 ... 331 mm	AVA8 - 215
324 ... 348 mm	332 ... 356 mm	AVA8 - 240
349 ... 373 mm	357 ... 381 mm	AVA8 - 265
374 ... 398 mm	382 ... 406 mm	AVA8 - 290
399 ... 423 mm	407 ... 431 mm	AVA8 - 315
424 ... 448 mm	432 ... 456 mm	AVA8 - 340
449 ... 473 mm	457 ... 481 mm	AVA8 - 365
474 ... 498 mm	482 ... 506 mm	AVA8 - 390
499 ... 523 mm	507 ... 531 mm	AVA8 - 415
524 ... 548 mm	532 ... 556 mm	AVA8 - 440
549 ... 573 mm	557 ... 581 mm	AVA8 - 465
574 ... 598 mm	582 ... 606 mm	AVA8 - 490
599 ... 623 mm	607 ... 631 mm	AVA8 - 515
624 ... 643 mm	632 ... 656 mm	AVA8 - 540

Base Mounting Switches

sälzer



Product lines
H200-A/ -B

Base mounting switch

Door interlock

Metal shaft extension with fixed metal shaft, C = 110mm

Single hole mounting

∅ 22,5 mm front

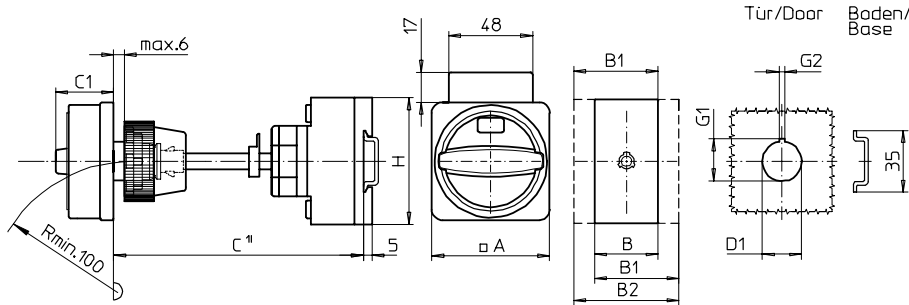
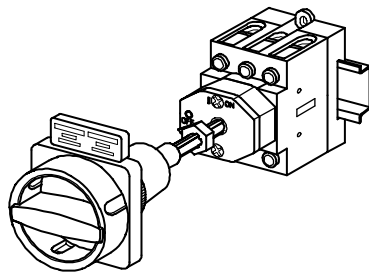
311M1 (IP66)

311M4 (IP66)

Complete switch	Poles	Product line	Rated data (IEC 60947)			Order code number					
			Operational current I _e	Operational power at 380–440 V							
			AC-21A A	AC-23A kW	AC-3 kW						
Main Switches OFF position padlockable 09h	3 ... 4	H200-A	20	5,5	3,7	H216 - 41 ... - 311M1					
			25	7,5	5,5	H220 - 41 ... - 311M1					
			32	11	7,5	H226 - 41 ... - 311M1					
			40	15	11	H233 - 41 ... - 311M1					
			63	22	18,5	H263 - 41 ... - 311M1					
Main/Emergency-Off Switches OFF position padlockable 09h	3 ... 4	H200-A	20	5,5	3,7	H216 - 41 ... - 311M4					
			25	7,5	5,5	H220 - 41 ... - 311M4					
			32	11	7,5	H226 - 41 ... - 311M4					
			40	15	11	H233 - 41 ... - 311M4					
			63	22	18,5	H263 - 41 ... - 311M4					
SMD modules for basic switch A02											
Mounting form module for 311M.			H200-A H200-B			BFA2 - 311 BFB2 - 311					
M-padlock device 67 x 67 mm, mounting form 311M1 Escutcheon black, padlockable handle black			H200-A/ -B			2GM1					
M-padlock device 67 x 67 mm, mounting form 311M4 Escutcheon yellow, padlockable handle red						2GM4					
Additional top escutcheon plate						FAZ2 - 8041					
Dimension (mm)											
Product lines	A	B	B1	B2	C	C1	D1	G1	G2	H	
H200-A	67	36	48	60	110	38	22,5	24,2	3,2	70	
H200-B	67	50	69	88	110	38	22,5	24,2	3,2	72	
C ¹⁾ Internal depth, outside of door to top of DIN rail.											

Base Mounting Switches

sälzer



Product lines
H200-A/ -B

Base mounting switch

Door interlock

Metal shaft extension with fixed metal shaft, C = 110 mm

Single hole mounting

∅ 22,5 mm front

311N1 (IP66)

311N4 (IP66)

Complete switch	Poles	Product line	Rated data (IEC 60947)			Order code number
			Operational current I _e	Operational power at 380–440 V		
			AC-21A A	AC-23A kW	AC-3 kW	
Main Switches OFF position padlockable 09h	3 ... 4	H200-A	20	5,5	3,7	H216 - 41 ... - 311N1
			25	7,5	5,5	H220 - 41 ... - 311N1
			32	11	7,5	H226 - 41 ... - 311N1
			40	15	11	H233 - 41 ... - 311N1
			63	22	18,5	H263 - 41 ... - 311N1
Main/Emergency-Off Switches OFF position padlockable 09h	3 ... 4	H200-A	20	5,5	3,7	H216 - 41 ... - 311N4
			25	7,5	5,5	H220 - 41 ... - 311N4
			32	11	7,5	H226 - 41 ... - 311N4
			40	15	11	H233 - 41 ... - 311N4
			63	22	18,5	H263 - 41 ... - 311N4

SMD modules for basic switch A02

Mounting form module for 311N.

H200-A
H200-B/
H200-A/ -B

BFA2 - 311
BFB2 - 311

N-padlock device 67 x 67 mm, mounting form 311N1
Escutcheon black, padlockable handle black

2GN1

N-padlock device 67 x 67 mm, mounting form 311N4
Escutcheon yellow, padlockable handle red

2GN4

Additional top escutcheon plate

FAZ2 - 8041

Dimension (mm)

Product lines	A	B	B1	B2	C	C1	D1	G1	G2	H
H200-A	67	36	48	60	110	33	22,5	24,2	3,2	70
H200-B	67	50	69	88	110	33	22,5	24,2	3,2	72

C¹⁾ Internal depth, outside of door to top of DIN rail.

Base Mounting Switches

sälzer

Product lines
H200-A/ -B/ -D

Base mounting switch

Door interlock

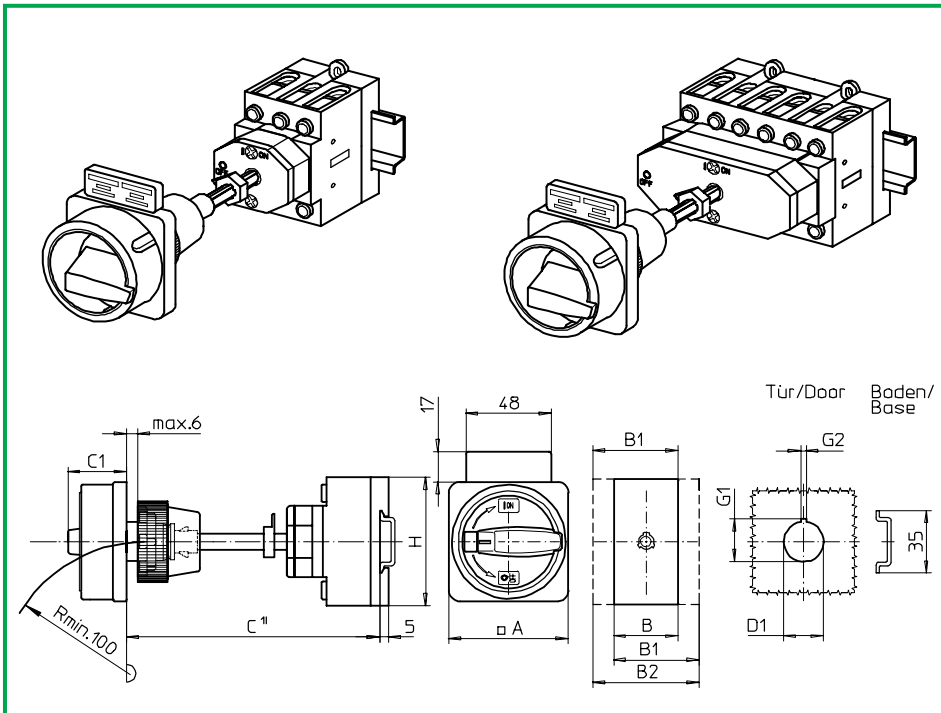
Metal shaft extension with fixed metal shaft, C = 115 mm

Single hole mounting

∅ 22,5 mm front

312M1 (IP66)

312M4 (IP66)



Complete switch	Poles	Product line	Rated data (IEC 60947)			Order code number
			Operational current I _e	Operational power at 380–440 V		
			AC-21A A	AC-23A kW	AC-3 kW	
Main Switches OFF position padlockable 09h	3 ... 8	H200-A/ -D	20	5,5	3,7	H216 - 41 ... - 312M1
			25	7,5	5,5	H220 - 41 ... - 312M1
			32	11	7,5	H226 - 41 ... - 312M1
			40	15	11	H233 - 41 ... - 312M1
			63	22	18,5	H263 - 41 ... - 312M1
Main/Emergency-Off Switches OFF position padlockable 09h	3 ... 8	H200-A/ -D	20	5,5	3,7	H216 - 41 ... - 312M4
			25	7,5	5,5	H220 - 41 ... - 312M4
			32	11	7,5	H226 - 41 ... - 312M4
			40	15	11	H233 - 41 ... - 312M4
			63	22	18,5	H263 - 41 ... - 312M4

SMD modules for basic switch A02

Mounting form module for 312M.

H200-A
H200-B
H200-D

BFA2 - 312
BFB2 - 312
BFC2 - 312

M-padlock device 67 x 67 mm, mounting form 312M1
Escutcheon black, padlockable handle black

H200-A/ -B/ -D

2GM1

M-padlock device 67 x 67 mm, mounting form 312M4
Escutcheon yellow, padlockable handle red

2GM4

Additional top escutcheon plate

FAZ2 - 8041

Dimension (mm)

Product lines	A	B	B1	B2	C	C1	D1	G1	G2	H
H200-A	67	36	48	60	115	38	22,5	24,2	3,2	70
H200-B	67	50	69	88	115	38	22,5	24,2	3,2	72
H200-D	67	72	84	96	115	38	22,5	24,2	3,2	70

C¹⁾ Internal depth, outside of door to top of DIN rail.

Base Mounting Switches

sälzer

Product lines
H200-A/ -B/ -D

Base mounting switch

Door interlock

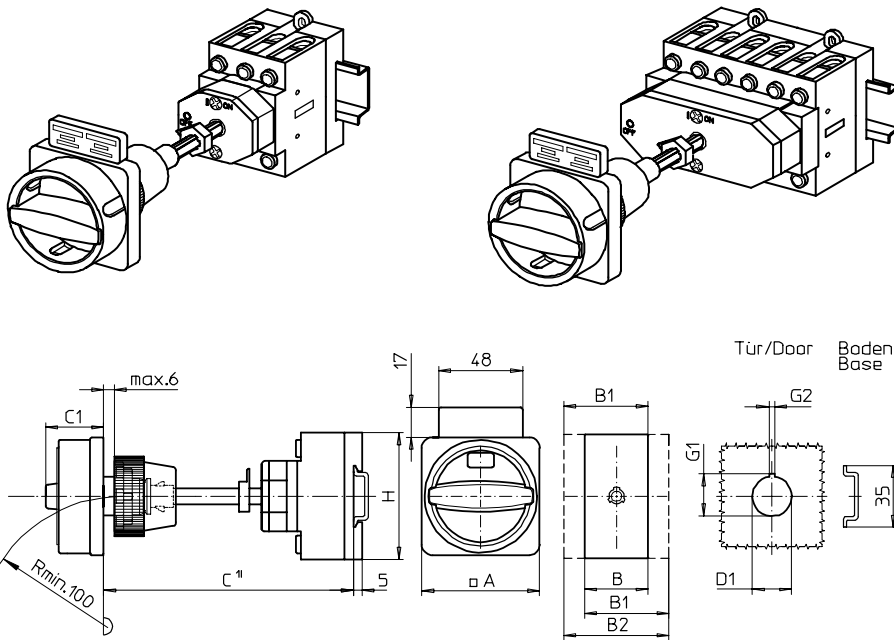
Metal shaft extension with fixed metal shaft, C = 115 mm

Single hole mounting

∅ 22,5 mm front

312N1 (IP66)

312N4 (IP66)



Complete switch	Poles	Product line	Rated data (IEC 60947)			Order code number
			Operational current I _e	Operational power at 380–440 V		
			AC-21A A	AC-23A kW	AC-3 kW	
Main Switches OFF position padlockable 09h	3 ... 8	H200-A/ -D	20	5,5	3,7	H216 - 41 ... - 312N1
			25	7,5	5,5	H220 - 41 ... - 312N1
			32	11	7,5	H226 - 41 ... - 312N1
			40	15	11	H233 - 41 ... - 312N1
			63	22	18,5	H263 - 41 ... - 312N1
Main/Emergency-Off Switches OFF position padlockable 09h	3 ... 8	H200-A/ -D	20	5,5	3,7	H216 - 41 ... - 312N4
			25	7,5	5,5	H220 - 41 ... - 312N4
			32	11	7,5	H226 - 41 ... - 312N4
			40	15	11	H233 - 41 ... - 312N4
			63	22	18,5	H263 - 41 ... - 312N4

SMD modules for basic switch A02

Mounting form module for 312N.

H200-A
H200-B
H200-D

BFA2 - 312
BFB2 - 312
BFC2 - 312

N-padlock device 67 x 67 mm, mounting form 312N1
Escutcheon black, padlockable handle black

H200-A/ -B/ -D

2GN1

N-padlock device 67 x 67 mm, mounting form 312N4
Escutcheon yellow, padlockable handle red

2GN4

Additional top escutcheon plate

FAZZ - 8041

Dimension (mm)

Product lines	A	B	B1	B2	C	C1	D1	G1	G2	H
H200-A	67	36	48	60	115	33	22,5	24,2	3,2	70
H200-B	67	50	69	88	115	33	22,5	24,2	3,2	72
H200-D	67	72	84	96	115	33	22,5	24,2	3,2	70

C¹⁾ Internal depth, outside of door to top of DIN rail.

Base Mounting Switches

sälzer

Product lines
H200-A/ -B/ -D

Base mounting switch

Door interlock

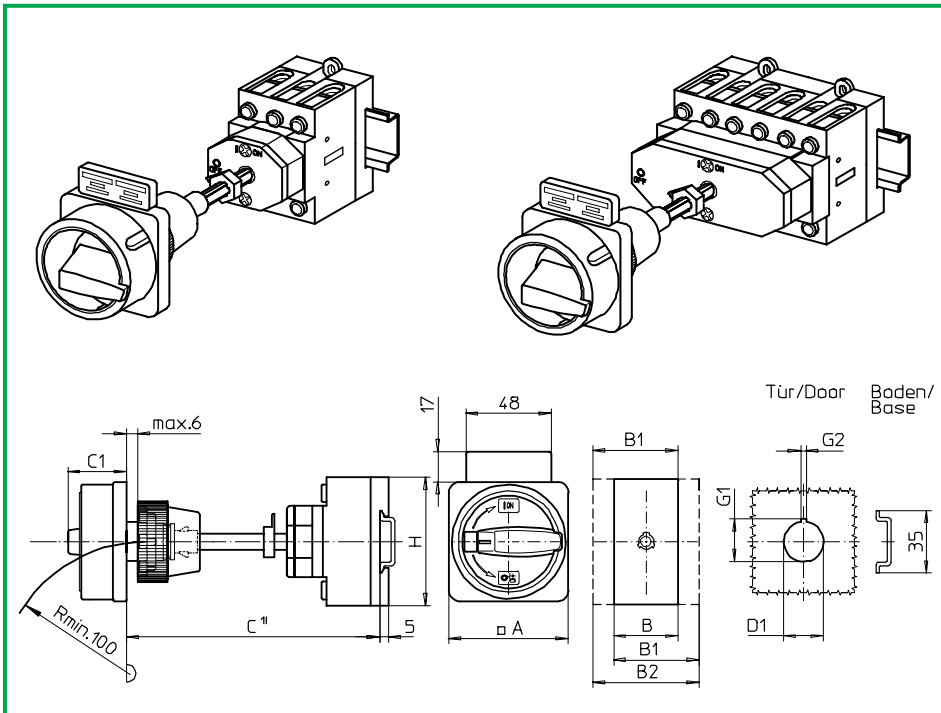
Metal shaft extension with fixed metal shaft, C = 120 mm

Single hole mounting

∅ 22,5 mm front

313M1 (IP66)

313M4 (IP66)



Complete switch	Poles	Product line	Rated data (IEC 60947)			Order code number
			Operational current I _e	Operational power at 380–440 V		
			AC-21A A	AC-23A kW	AC-3 kW	
Main Switches OFF position padlockable 09h	3 ... 8	H200-A/ -D	20	5,5	3,7	H216 - 41 ... - 313M1
			25	7,5	5,5	H220 - 41 ... - 313M1
			32	11	7,5	H226 - 41 ... - 313M1
			40	15	11	H233 - 41 ... - 313M1
			63	22	18,5	H263 - 41 ... - 313M1
Main/Emergency-Off Switches OFF position padlockable 09h	3 ... 8	H200-A/ -D	20	5,5	3,7	H216 - 41 ... - 313M4
			25	7,5	5,5	H220 - 41 ... - 313M4
			32	11	7,5	H226 - 41 ... - 313M4
			40	15	11	H233 - 41 ... - 313M4
			63	22	18,5	H263 - 41 ... - 313M4
	3 ... 4	H200-B				

SMD modules for basic switch A02

Mounting form module for 313M.

H200-A
H200-B
H200-D

BFA2 - 313
BFB2 - 313
BFC2 - 313

M-padlock device 67 x 67 mm, mounting form 313M1
Escutcheon black, padlockable handle black

H200-A/ -B/ -D

2GM1

M-padlock device 67 x 67 mm, mounting form 313M4
Escutcheon yellow, padlockable handle red

2GM4

Additional top escutcheon plate

FAZ2 - 8041

Dimension (mm)

Product lines	A	B	B1	B2	C	C1	D1	G1	G2	H
H200-A	67	36	48	60	120	38	22,5	24,2	3,2	70
H200-B	67	50	69	88	120	38	22,5	24,2	3,2	72
H200-D	67	72	84	96	120	38	22,5	24,2	3,2	70

C¹⁾ Internal depth, outside of door to top of DIN rail.

Base Mounting Switches

sälzer

Product lines
H200-A/ -B/ -D

Base mounting switch

Door interlock

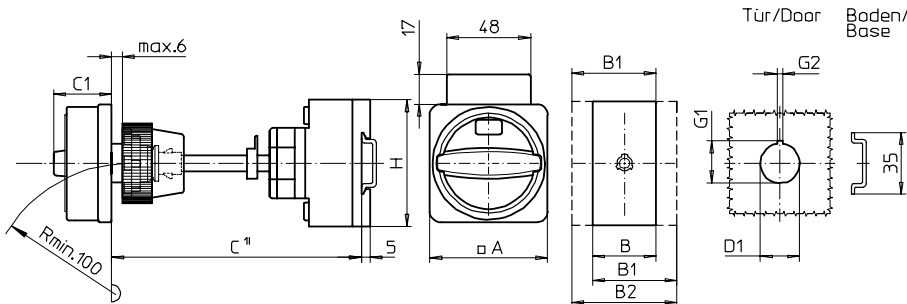
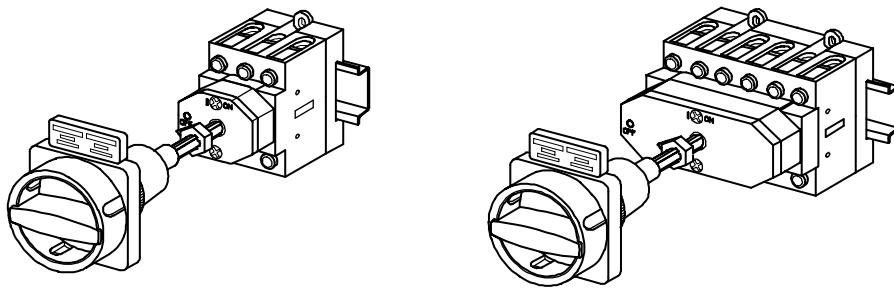
Metal shaft extension with fixed metal shaft, C = 120 mm

Single hole mounting

∅ 22,5 mm front

313N1 (IP66)

313N4 (IP66)



Complete switch	Poles	Product line	Rated data (IEC 60947)			Order code number
			Operational current I _e	Operational power at 380–440 V		
			AC-21A A	AC-23A kW	AC-3 kW	
Main Switches OFF position padlockable 09h	3 ... 8	H200-A/ -D	20	5,5	3,7	H216 - 41 ... - 313N1
			25	7,5	5,5	H220 - 41 ... - 313N1
			32	11	7,5	H226 - 41 ... - 313N1
			40	15	11	H233 - 41 ... - 313N1
			63	22	18,5	H263 - 41 ... - 313N1
Main/Emergency-Off Switches OFF position padlockable 09h	3 ... 8	H200-A/ -D	20	5,5	3,7	H216 - 41 ... - 313N4
			25	7,5	5,5	H220 - 41 ... - 313N4
			32	11	7,5	H226 - 41 ... - 313N4
			40	15	11	H233 - 41 ... - 313N4
			63	22	18,5	H263 - 41 ... - 313N4
	3 ... 4	H200-B				

SMD modules for basic switch A02

Mounting form module for 313N.

H200-A
H200-B
H200-D
BFA2 - 313
BFB2 - 313
BFC2 - 313

N-padlock device 67 x 67 mm, mounting form 313N1
Escutcheon black, padlockable handle black

H200-A/ -B/ -D
2GN1

N-padlock device 67 x 67 mm, mounting form 313N4
Escutcheon yellow, padlockable handle red

2GN4

Additional top escutcheon plate

FAZ2 - 8041

Dimension (mm)

Product lines	A	B	B1	B2	C	C1	D1	G1	G2	H
H200-A	67	36	48	60	120	33	22,5	24,2	3,2	70
H200-B	67	50	69	88	120	33	22,5	24,2	3,2	72
H200-D	67	72	84	96	120	33	22,5	24,2	3,2	70

C¹⁾ Internal depth, outside of door to top of DIN rail.

Base Mounting Switches

sälzer

**Product lines
H200-A/ -B/ -D**

Base mounting switch

Door interlock

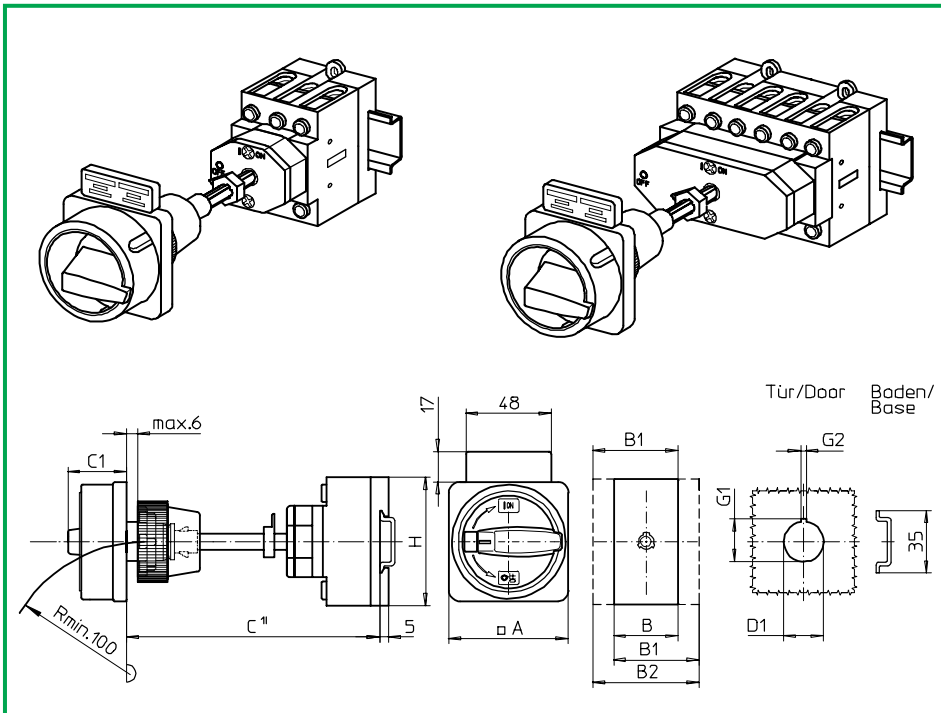
Metal shaft extension with fixed metal shaft, C =125 mm

Single hole mounting

∅ 22,5 mm front

314M1 (IP66)

314M4 (IP66)



Complete switch	Poles	Product line	Rated data (IEC 60947)			Order code number
			Operational current I _e	Operational power at 380–440 V		
			AC-21A A	AC-23A kW	AC-3 kW	
Main Switches OFF position padlockable 09h	3 ... 8	H200-A/ -D	20	5,5	3,7	H216 - 41 ... - 314M1
			25	7,5	5,5	H220 - 41 ... - 314M1
			32	11	7,5	H226 - 41 ... - 314M1
			40	15	11	H233 - 41 ... - 314M1
			63	22	18,5	H263 - 41 ... - 314M1
Main/Emergency-Off Switches OFF position padlockable 09h	3 ... 8	H200-A/ -D	20	5,5	3,7	H216 - 41 ... - 314M4
			25	7,5	5,5	H220 - 41 ... - 314M4
			32	11	7,5	H226 - 41 ... - 314M4
			40	15	11	H233 - 41 ... - 314M4
			63	22	18,5	H263 - 41 ... - 314M4
	3 ... 4	H200-B				

SMD modules for basic switch A02

Mounting form module for 314M.

H200-A
H200-B
H200-D

BFA2 - 314
BFB2 - 314
BFC2 - 314

M-padlock device 67 x 67 mm, mounting form 314M1
Escutcheon black, padlockable handle black

H200-A/ -B/ -D

2GM1

M-padlock device 67 x 67 mm, mounting form 314M4
Escutcheon yellow, padlockable handle red

2GM4

Additional top escutcheon plate

FAZ2 - 8041

Dimension (mm)

Product lines	A	B	B1	B2	C	C1	D1	G1	G2	H
H200-A	67	36	48	60	125	38	22,5	24,2	3,2	70
H200-B	67	50	69	88	125	38	22,5	24,2	3,2	72
H200-D	67	72	84	96	125	38	22,5	24,2	3,2	70

C¹⁾ Internal depth, outside of door to top of DIN rail.

Base Mounting Switches

sälzer

Product lines
H200-A/ -B/ -D

Base mounting switch

Door interlock

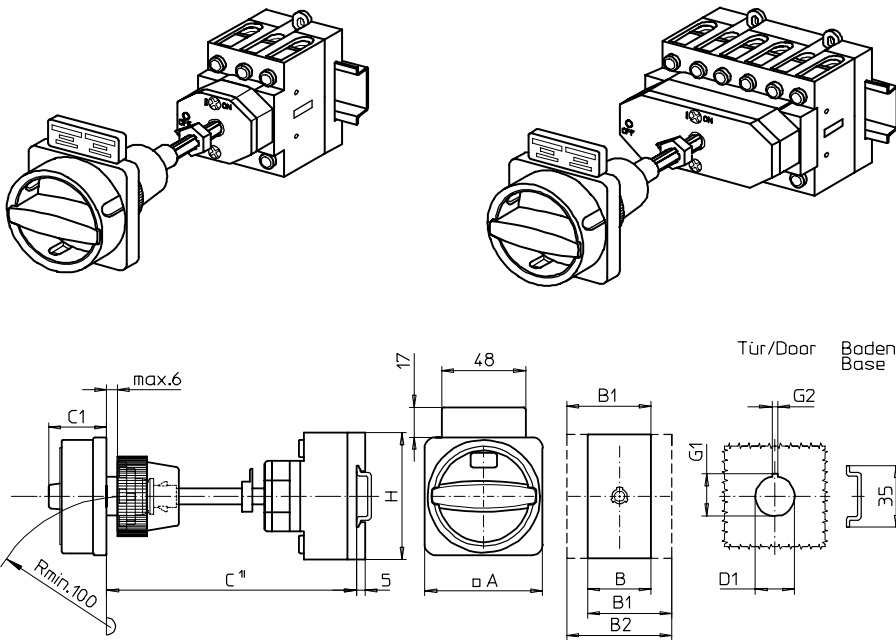
Metal shaft extension with fixed metal shaft, C = 125 mm

Single hole mounting

∅ 22,5 mm front

314N1 (IP66)

314N4 (IP66)



Complete switch	Poles	Product line	Rated data (IEC 60947)			Order code number
			Operational current I _e	Operational power at 380–440 V		
			AC-21A A	AC-23A kW	AC-3 kW	
Main Switches OFF position padlockable 09h	3 ... 8	H200-A/ -D	20	5,5	3,7	H216 - 41 ... - 314N1
			25	7,5	5,5	H220 - 41 ... - 314N1
			32	11	7,5	H226 - 41 ... - 314N1
			40	15	11	H233 - 41 ... - 314N1
			63	22	18,5	H263 - 41 ... - 314N1
Main/Emergency-Off Switches OFF position padlockable 09h	3 ... 8	H200-A/ -D	20	5,5	3,7	H216 - 41 ... - 314N4
			25	7,5	5,5	H220 - 41 ... - 314N4
			32	11	7,5	H226 - 41 ... - 314N4
			40	15	11	H233 - 41 ... - 314N4
			63	22	18,5	H263 - 41 ... - 314N4
	3 ... 4	H200-B				

SMD modules for basic switch A02

Mounting form module for 314N.

H200-A
H200-B
H200-D
BFA2 - 314
BFB2 - 314
BFC2 - 314

N-padlock device 67 x 67 mm, mounting form 314N1
Escutcheon black, padlockable handle black

H200-A/ -B/ -D
2GN1

N-padlock device 67 x 67 mm, mounting form 314N4
Escutcheon yellow, padlockable handle red

2GN4

Additional top escutcheon plate

FAZ2 - 8041

Dimension (mm)

Product lines	A	B	B1	B2	C	C1	D1	G1	G2	H
H200-A	67	36	48	60	125	33	22,5	24,2	3,2	70
H200-B	67	50	69	88	125	33	22,5	24,2	3,2	72
H200-D	67	72	84	96	125	33	22,5	24,2	3,2	70

C¹⁾ Internal depth, outside of door to top of DIN rail.

Base Mounting Switches

sälzer

Product lines
H200-A/ -B/ -D

Base mounting switch

Door interlock

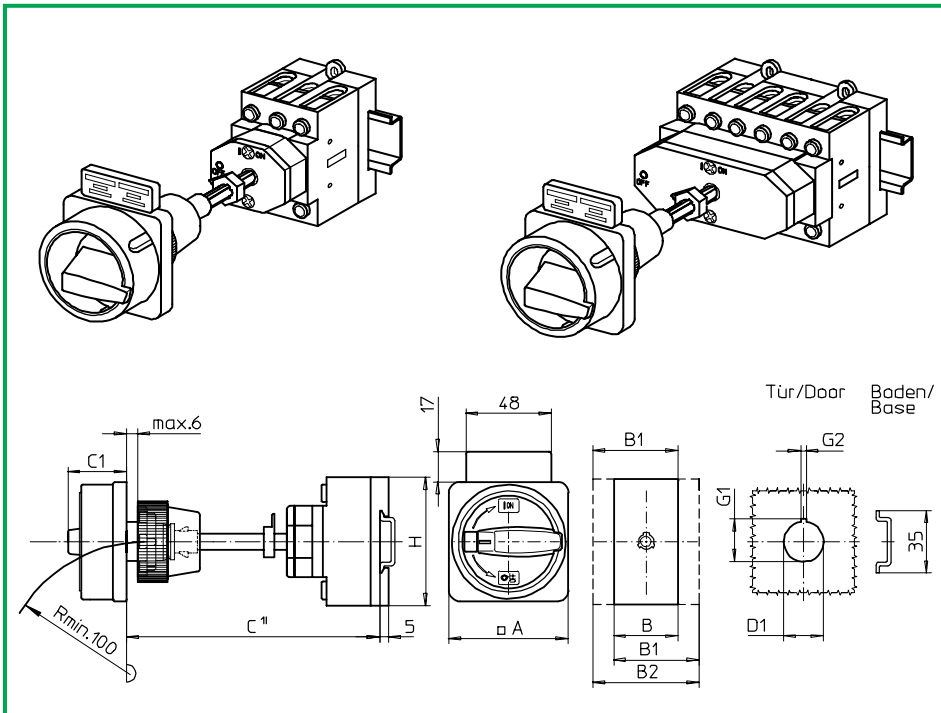
Metal shaft extension with fixed metal shaft, C = 130 mm

Single hole mounting

∅ 22,5 mm front

315M1 (IP66)

315M4 (IP66)



Complete switch	Poles	Product line	Rated data (IEC 60947)			Order code number
			Operational current I _e	Operational power at 380–440 V		
			AC-21A A	AC-23A kW	AC-3 kW	
Main Switches OFF position padlockable 09h	3 ... 8	H200-A/ -D	20	5,5	3,7	H216 - 41 ... - 315M1
			25	7,5	5,5	H220 - 41 ... - 315M1
			32	11	7,5	H226 - 41 ... - 315M1
			40	15	11	H233 - 41 ... - 315M1
	3 ... 4	H200-B	63	22	18,5	H263 - 41 ... - 315M1
Main/Emergency-Off Switches OFF position padlockable 09h	3 ... 8	H200-A/ -D	20	5,5	3,7	H216 - 41 ... - 315M4
			25	7,5	5,5	H220 - 41 ... - 315M4
			32	11	7,5	H226 - 41 ... - 315M4
			40	15	11	H233 - 41 ... - 315M4
	3 ... 4	H200-B	63	22	18,5	H263 - 41 ... - 315M4

SMD modules for basic switch A02

Mounting form module for 315M.

H200-A
H200-B
H200-D

BFA2 - 315
BFB2 - 315
BFC2 - 315

M-padlock device 67 x 67 mm, mounting form 315M1
Escutcheon black, padlockable handle black

H200-A/ -B/ -D

2GM1

M-padlock device 67 x 67 mm, mounting form 315M4
Escutcheon yellow, padlockable handle red

2GM4

Additional top escutcheon plate

FAZ2 - 8041

Dimension (mm)

Product lines	A	B	B1	B2	C	C1	D1	G1	G2	H
H200-A	67	36	48	60	130	38	22,5	24,2	3,2	70
H200-B	67	50	69	88	130	38	22,5	24,2	3,2	72
H200-D	67	72	84	96	130	38	22,5	24,2	3,2	70

C¹⁾ Internal depth, outside of door to top of DIN rail.

Base Mounting Switches

sälzer

Product lines
H200-A/ -B/ -D

Base mounting switch

Door interlock

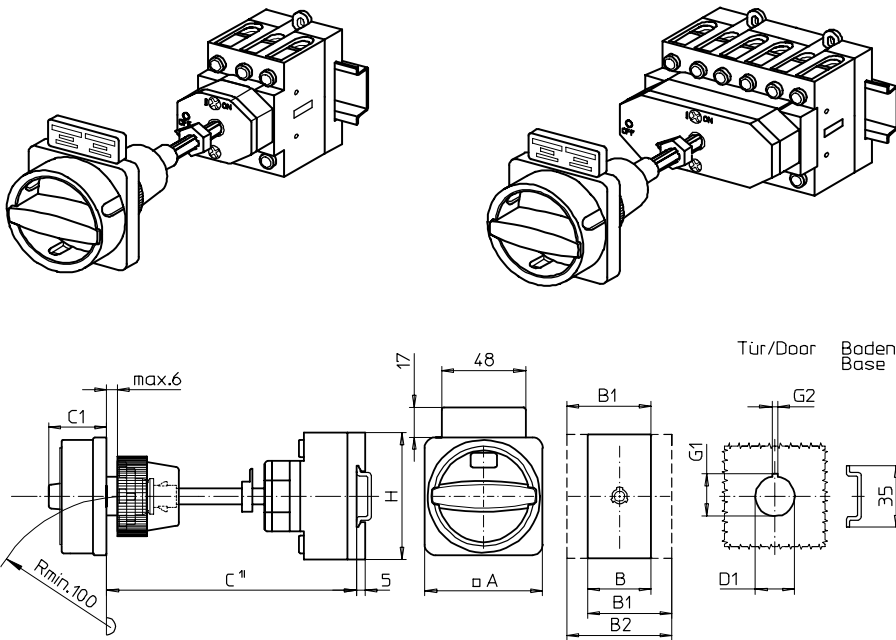
Metal shaft extension with fixed metal shaft, C = 130 mm

Single hole mounting

∅ 22,5 mm front

315N1 (IP66)

315N4 (IP66)



Complete switch	Poles	Product line	Rated data (IEC 60947)			Order code number
			Operational current I _e	Operational power at 380–440 V		
			AC-21A A	AC-23A kW	AC-3 kW	
Main Switches OFF position padlockable 09h	3 ... 8	H200-A/ -D	20	5,5	3,7	H216 - 41 ... - 315N1
			25	7,5	5,5	H220 - 41 ... - 315N1
			32	11	7,5	H226 - 41 ... - 315N1
			40	15	11	H233 - 41 ... - 315N1
			63	22	18,5	H263 - 41 ... - 315N1
Main/Emergency-Off Switches OFF position padlockable 09h	3 ... 8	H200-A/ -D	20	5,5	3,7	H216 - 41 ... - 315N4
			25	7,5	5,5	H220 - 41 ... - 315N4
			32	11	7,5	H226 - 41 ... - 315N4
			40	15	11	H233 - 41 ... - 315N4
			63	22	18,5	H263 - 41 ... - 314N4

SMD modules for basic switch A02

Mounting form module for 315N.

H200-A
H200-B
H200-D
BFA2 - 315
BFB2 - 315
BFC2 - 315

N-padlock device 67 x 67 mm, mounting form 315N1
Escutcheon black, padlockable handle black

H200-A/ -B/ -D
2GN1

N-padlock device 67 x 67 mm, mounting form 315N4
Escutcheon yellow, padlockable handle red

2GN4

Additional top escutcheon plate

FAZ2 - 8041

Dimension (mm)

Product lines	A	B	B1	B2	C	C1	D1	G1	G2	H
H200-A	67	36	48	60	130	33	22,5	24,2	3,2	70
H200-B	67	50	69	88	130	33	22,5	24,2	3,2	72
H200-D	67	72	84	96	130	33	22,5	24,2	3,2	70

C¹⁾ Internal depth, outside of door to top of DIN rail.

Base Mounting Switches

sälzer

Product lines
H200-A/ -B/ -D

Base mounting switch

Door interlock

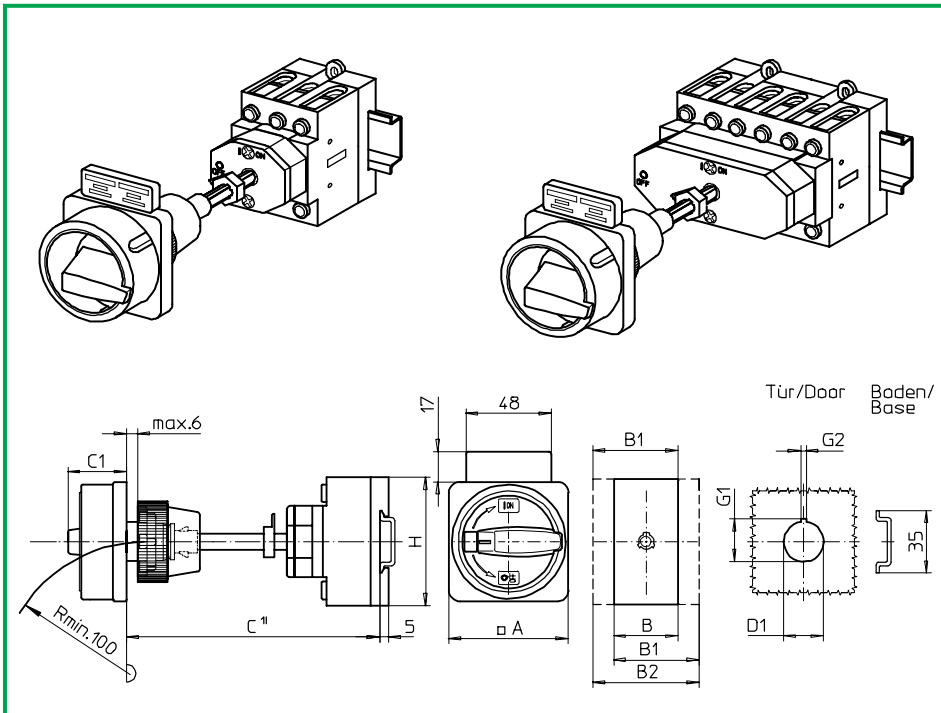
Metal shaft extension with fixed metal shaft, C = 135 mm

Single hole mounting

∅ 22,5 mm front

316M1 (IP66)

316M4 (IP66)



Complete switch	Poles	Product line	Rated data (IEC 60947)			Order code number
			Operational current I _e	Operational power at 380–440 V		
			AC-21A A	AC-23A kW	AC-3 kW	
Main Switches OFF position padlockable 09h	3 ... 8	H200-A/ -D	20	5,5	3,7	H216 - 41 ... - 316M1
			25	7,5	5,5	H220 - 41 ... - 316M1
			32	11	7,5	H226 - 41 ... - 316M1
			40	15	11	H233 - 41 ... - 316M1
	3 ... 4	H200-B	63	22	18,5	H263 - 41 ... - 316M1
Main/Emergency-Off Switches OFF position padlockable 09h	3 ... 8	H200-A/ -D	20	5,5	3,7	H216 - 41 ... - 316M4
			25	7,5	5,5	H220 - 41 ... - 316M4
			32	11	7,5	H226 - 41 ... - 316M4
			40	15	11	H233 - 41 ... - 316M4
	3 ... 4	H200-B	63	22	18,5	H263 - 41 ... - 316M4

SMD modules for basic switch A02

Mounting form module for 316M.

H200-A
H200-B
H200-D

BFA2 - 316
BFB2 - 316
BFC2 - 316

M-padlock device 67 x 67 mm, mounting form 316M1
Escutcheon black, padlockable handle black

H200-A/ -B/ -D

2GM1

M-padlock device 67 x 67 mm, mounting form 316M4
Escutcheon yellow, padlockable handle red

2GM4

Additional top escutcheon plate

FAZ2 - 8041

Dimension (mm)

Product lines	A	B	B1	B2	C	C1	D1	G1	G2	H
H200-A	67	36	48	60	135	38	22,5	24,2	3,2	70
H200-B	67	50	69	88	135	38	22,5	24,2	3,2	72
H200-D	67	72	84	96	135	38	22,5	24,2	3,2	70

C¹⁾ Internal depth, outside of door to top of DIN rail.

Base Mounting Switches

sälzer

Product lines
H200-A/ -B/ -D

Base mounting switch

Door interlock

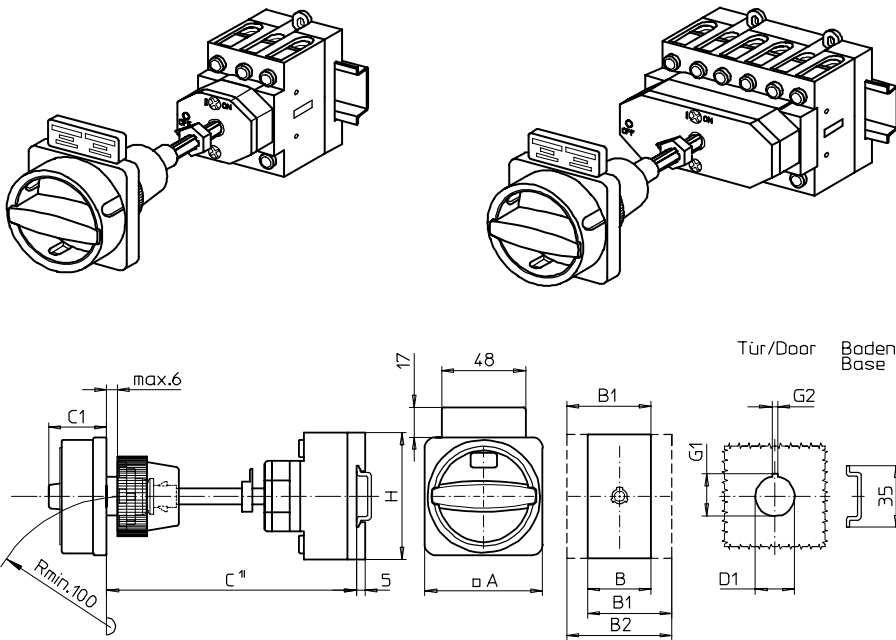
Metal shaft extension with fixed metal shaft, C = 135 mm

Single hole mounting

∅ 22,5 mm front

316N1 (IP66)

316N4 (IP66)



Complete switch	Poles	Product line	Rated data (IEC 60947)			Order code number
			Operational current I _e	Operational power at 380–440 V		
			AC-21A A	AC-23A kW	AC-3 kW	
Main Switches OFF position padlockable 09h	3 ... 8	H200-A/ -D	20	5,5	3,7	H216 - 41 ... - 316N1
			25	7,5	5,5	H220 - 41 ... - 316N1
			32	11	7,5	H226 - 41 ... - 316N1
			40	15	11	H233 - 41 ... - 316N1
			63	22	18,5	H263 - 41 ... - 316N1
Main/Emergency-Off Switches OFF position padlockable 09h	3 ... 8	H200-A/ -D	20	5,5	3,7	H216 - 41 ... - 316N4
			25	7,5	5,5	H220 - 41 ... - 316N4
			32	11	7,5	H226 - 41 ... - 316N4
			40	15	11	H233 - 41 ... - 316N4
			63	22	18,5	H263 - 41 ... - 316N4
	3 ... 4	H200-B				

SMD modules for basic switch A02

Mounting form module for 316N.

H200-A
H200-B
H200-D
BFA2 - 316
BFB2 - 316
BFC2 - 316

N-padlock device 67 x 67 mm, mounting form 316N1
Escutcheon black, padlockable handle black

H200-A/ -B/ -D
2GN1

N-padlock device 67 x 67 mm, mounting form 316N4
Escutcheon yellow, padlockable handle red

2GN4

Additional top escutcheon plate

FAZ2 - 8041

Dimension (mm)

Product lines	A	B	B1	B2	C	C1	D1	G1	G2	H
H200-A	67	36	48	60	135	33	22,5	24,2	3,2	70
H200-B	67	50	69	88	135	33	22,5	24,2	3,2	72
H200-D	67	72	84	96	135	33	22,5	24,2	3,2	70

C¹⁾ Internal depth, outside of door to top of DIN rail.

Base Mounting Switches

sälzer

Product lines
H200-A/ -B/ -D

Base mounting switch

Door interlock

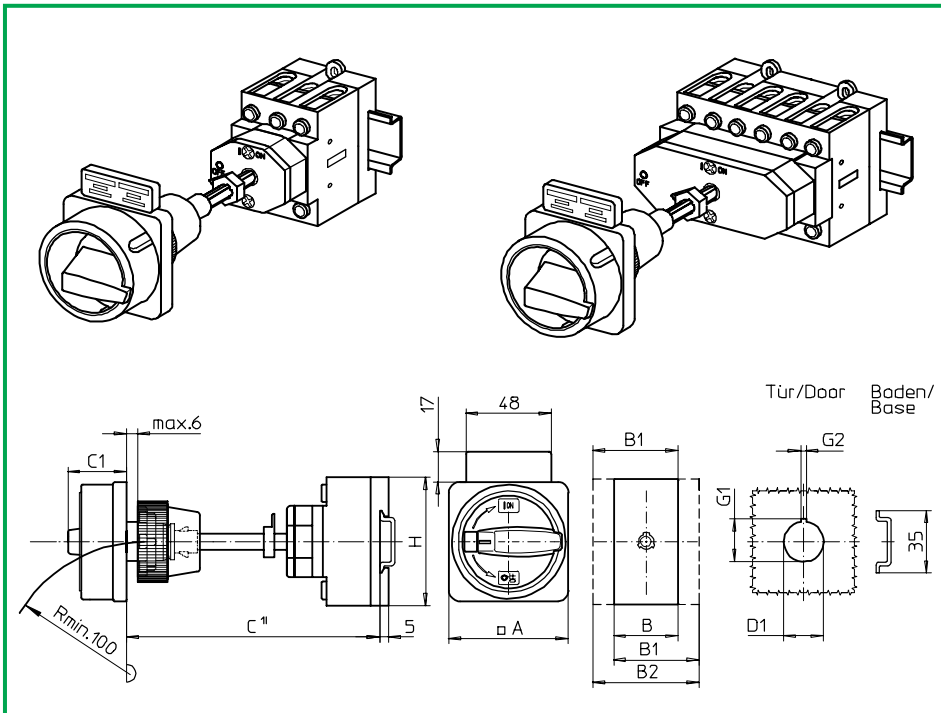
Metal shaft extension with fixed metal shaft, C = 140 mm

Single hole mounting

∅ 22,5 mm front

317M1 (IP66)

317M4 (IP66)



Complete switch	Poles	Product line	Rated data (IEC 60947)			Order code number
			Operational current I _e	Operational power at 380–440 V		
			AC-21A A	AC-23A kW	AC-3 kW	
Main Switches OFF position padlockable 09h	3 ... 8	H200-A/ -D	20	5,5	3,7	H216 - 41 ... - 317M1
			25	7,5	5,5	H220 - 41 ... - 317M1
			32	11	7,5	H226 - 41 ... - 317M1
			40	15	11	H233 - 41 ... - 317M1
	3 ... 4	H200-B	63	22	18,5	H263 - 41 ... - 317M1
Main/Emergency-Off Switches OFF position padlockable 09h	3 ... 8	H200-A/ -D	20	5,5	3,7	H216 - 41 ... - 317M4
			25	7,5	5,5	H220 - 41 ... - 317M4
			32	11	7,5	H226 - 41 ... - 317M4
			40	15	11	H233 - 41 ... - 317M4
	3 ... 4	H200-B	63	22	18,5	H263 - 41 ... - 317M4

SMD modules for basic switch A02

Mounting form module for 317M.

H200-A
H200-B
H200-D

BFA2 - 317
BFB2 - 317
BFC2 - 317

M-padlock device 67 x 67 mm, mounting form 317M1
Escutcheon black, padlockable handle black

H200-A/ -B/ -D

2GM1

M-padlock device 67 x 67 mm, mounting form 317M4
Escutcheon yellow, padlockable handle red

2GM4

Additional top escutcheon plate

FAZZ - 8041

Dimension (mm)

Product lines	A	B	B1	B2	C	C1	D1	G1	G2	H
H200-A	67	36	48	60	140	38	22,5	24,2	3,2	70
H200-B	67	50	69	88	140	38	22,5	24,2	3,2	72
H200-D	67	72	84	96	140	38	22,5	24,2	3,2	70

C¹⁾ Internal depth, outside of door to top of DIN rail.

Base Mounting Switches

sälzer

Product lines
H200-A/ -B/ -D

Base mounting switch

Door interlock

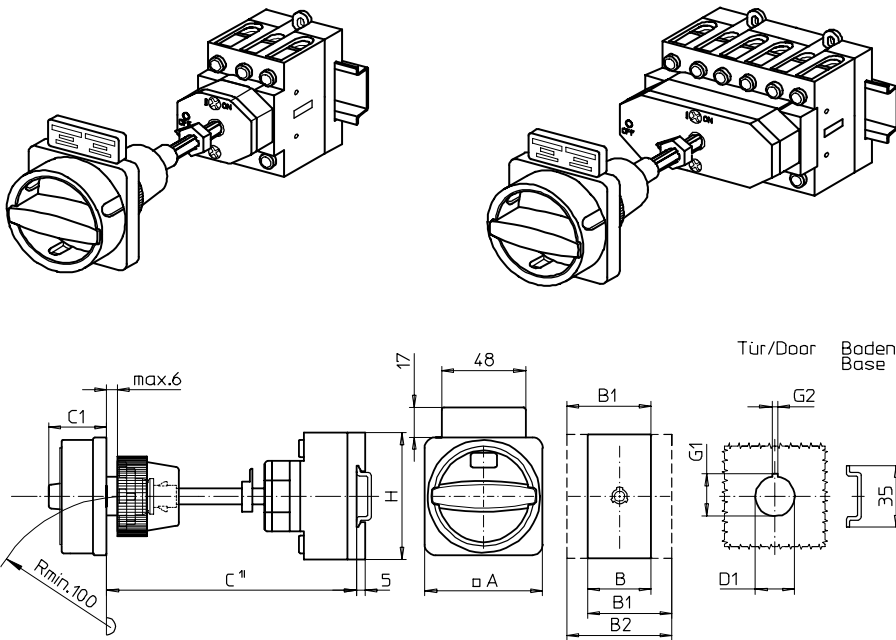
Metal shaft extension with fixed metal shaft, C = 140 mm

Single hole mounting

∅ 22,5 mm front

317N1 (IP66)

317N4 (IP66)



Complete switch	Poles	Product line	Rated data (IEC 60947)			Order code number
			Operational current I _e	Operational power at 380–440 V		
			AC-21A A	AC-23A kW	AC-3 kW	
Main Switches OFF position padlockable 09h	3 ... 8	H200-A/ -D	20	5,5	3,7	H216 - 41 ... - 317N1
			25	7,5	5,5	H220 - 41 ... - 317N1
			32	11	7,5	H226 - 41 ... - 317N1
			40	15	11	H233 - 41 ... - 317N1
			63	22	18,5	H263 - 41 ... - 317N1
Main/Emergency-Off Switches OFF position padlockable 09h	3 ... 8	H200-A/ -D	20	5,5	3,7	H216 - 41 ... - 317N4
			25	7,5	5,5	H220 - 41 ... - 317N4
			32	11	7,5	H226 - 41 ... - 317N4
			40	15	11	H233 - 41 ... - 317N4
			63	22	18,5	H263 - 41 ... - 317N4

SMD modules for basic switch A02

Mounting form module for 317N.

H200-A
H200-B
H200-D
BFA2 - 317
BFB2 - 317
BFC2 - 317

N-padlock device 67 x 67 mm, mounting form 317N1
Escutcheon black, padlockable handle black

H200-A/ -B/ -D
2GN1

N-padlock device 67 x 67 mm, mounting form 317N4
Escutcheon yellow, padlockable handle red

2GN4

Additional top escutcheon plate

FAZZ - 8041

Dimension (mm)

Product lines	A	B	B1	B2	C	C1	D1	G1	G2	H
H200-A	67	36	48	60	140	33	22,5	24,2	3,2	70
H200-B	67	50	69	88	140	33	22,5	24,2	3,2	72
H200-D	67	72	84	96	140	33	22,5	24,2	3,2	70

C¹⁾ Internal depth, outside of door to top of DIN rail.

Base Mounting Switches

sälzer

Product lines
H200-A/ -B/ -D

Base mounting switch

Door interlock

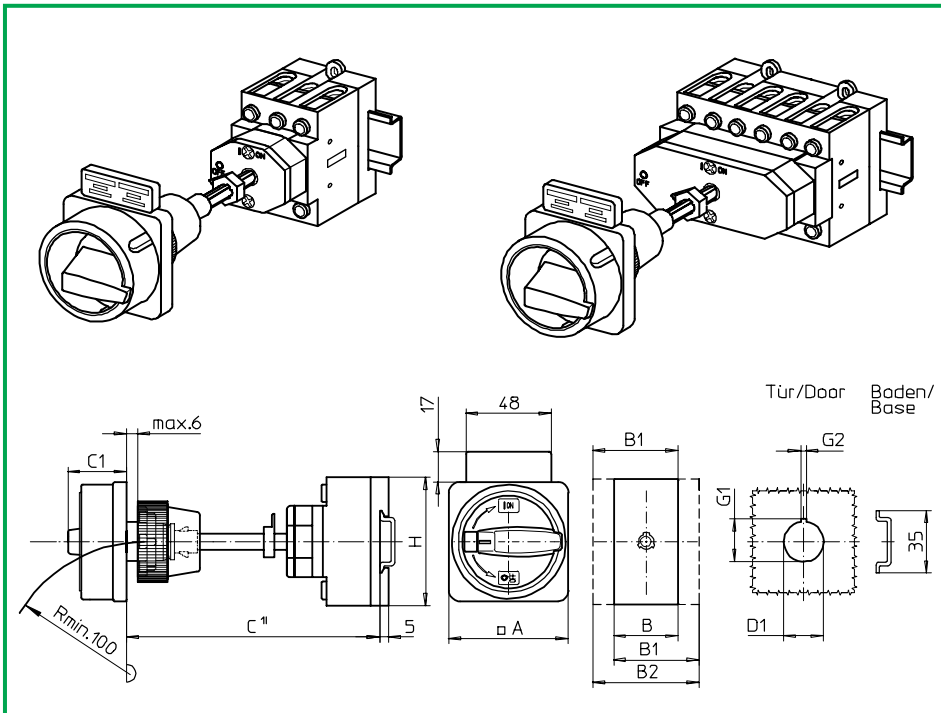
Metal shaft extension with fixed metal shaft, C =145 mm

Single hole mounting

∅ 22,5 mm front

318M1 (IP66)

318M4 (IP66)



Complete switch	Poles	Product line	Rated data (IEC 60947)			Order code number
			Operational current I _e	Operational power at 380–440 V		
			AC-21A A	AC-23A kW	AC-3 kW	
Main Switches OFF position padlockable 09h	3 ... 8	H200-A/ -D	20	5,5	3,7	H216 - 41 ... - 318M1
			25	7,5	5,5	H220 - 41 ... - 318M1
			32	11	7,5	H226 - 41 ... - 318M1
			40	15	11	H233 - 41 ... - 318M1
	3 ... 4	H200-B	63	22	18,5	H263 - 41 ... - 318M1
Main/Emergency-Off Switches OFF position padlockable 09h	3 ... 8	H200-A/ -D	20	5,5	3,7	H216 - 41 ... - 318M4
			25	7,5	5,5	H220 - 41 ... - 318M4
			32	11	7,5	H226 - 41 ... - 318M4
			40	15	11	H233 - 41 ... - 318M4
	3 ... 4	H200-B	63	22	18,5	H263 - 41 ... - 318M4

SMD modules for basic switch A02

Mounting form module for 318M.

H200-A
H200-B
H200-D

BFA2 - 318
BFB2 - 318
BFC2 - 318

M-padlock device 67 x 67 mm, mounting form 318M1
Escutcheon black, padlockable handle black

H200-A/ -B/ -D

2GM1

M-padlock device 67 x 67 mm, mounting form 318M4
Escutcheon yellow, padlockable handle red

2GM4

Additional top escutcheon plate

FAZZ - 8041

Dimension (mm)

Product lines	A	B	B1	B2	C	C1	D1	G1	G2	H
H200-A	67	36	48	60	145	38	22,5	24,2	3,2	70
H200-B	67	50	69	88	145	38	22,5	24,2	3,2	72
H200-D	67	72	84	96	145	38	22,5	24,2	3,2	70

C¹⁾ Internal depth, outside of door to top of DIN rail.

Base Mounting Switches

sälzer

Product lines
H200-A/ -B/ -D

Base mounting switch

Door interlock

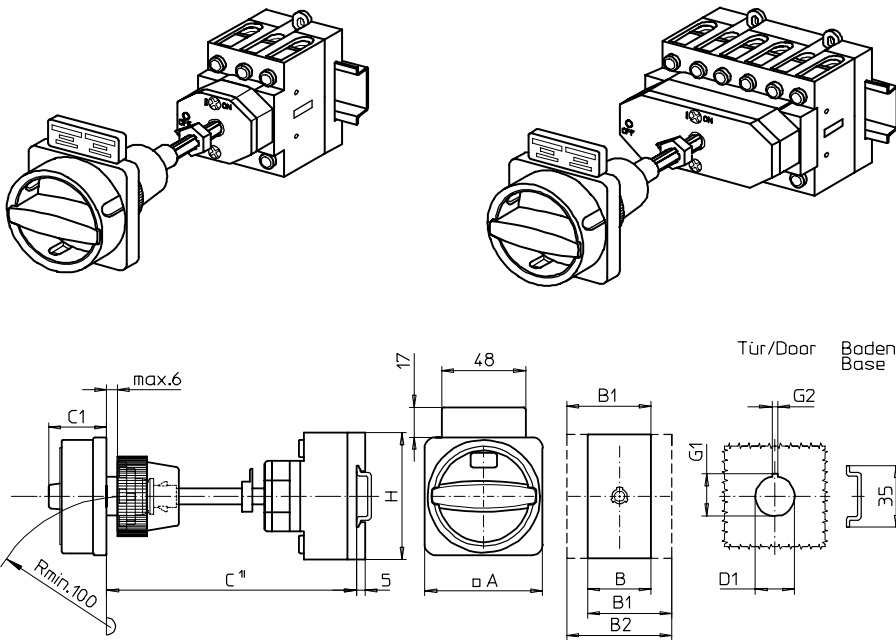
Metal shaft extension with fixed metal shaft, C = 145 mm

Single hole mounting

∅ 22,5 mm front

318N1 (IP66)

318N4 (IP66)



Complete switch	Poles	Product line	Rated data (IEC 60947)			Order code number
			Operational current I _e	Operational power at 380–440 V		
			AC-21A A	AC-23A kW	AC-3 kW	
Main Switches OFF position padlockable 09h	3 ... 8	H200-A/ -D	20	5,5	3,7	H216 - 41 ... - 318N1
			25	7,5	5,5	H220 - 41 ... - 318N1
			32	11	7,5	H226 - 41 ... - 318N1
			40	15	11	H233 - 41 ... - 318N1
			63	22	18,5	H263 - 41 ... - 318N1
Main/Emergency-Off Switches OFF position padlockable 09h	3 ... 8	H200-A/ -D	20	5,5	3,7	H216 - 41 ... - 318N4
			25	7,5	5,5	H220 - 41 ... - 318N4
			32	11	7,5	H226 - 41 ... - 318N4
			40	15	11	H233 - 41 ... - 318N4
			63	22	18,5	H263 - 41 ... - 318N4

SMD modules for basic switch A02

Mounting form module for 318N.

H200-A
H200-B
H200-D
BFA2 - 318
BFB2 - 318
BFC2 - 318

N-padlock device 67 x 67 mm, mounting form 318N1
Escutcheon black, padlockable handle black

H200-A/ -B/ -D
2GN1

N-padlock device 67 x 67 mm, mounting form 318N4
Escutcheon yellow, padlockable handle red

2GN4

Additional top escutcheon plate

FAZZ - 8041

Dimension (mm)

Product lines	A	B	B1	B2	C	C1	D1	G1	G2	H
H200-A	67	36	48	60	145	33	22,5	24,2	3,2	70
H200-B	67	50	69	88	145	33	22,5	24,2	3,2	72
H200-D	67	72	84	96	145	33	22,5	24,2	3,2	70

C¹⁾ Internal depth, outside of door to top of DIN rail.

Base Mounting Switches

sälzer

Product lines
H200-A/ -B/ -D

Base mounting switch

Door interlock

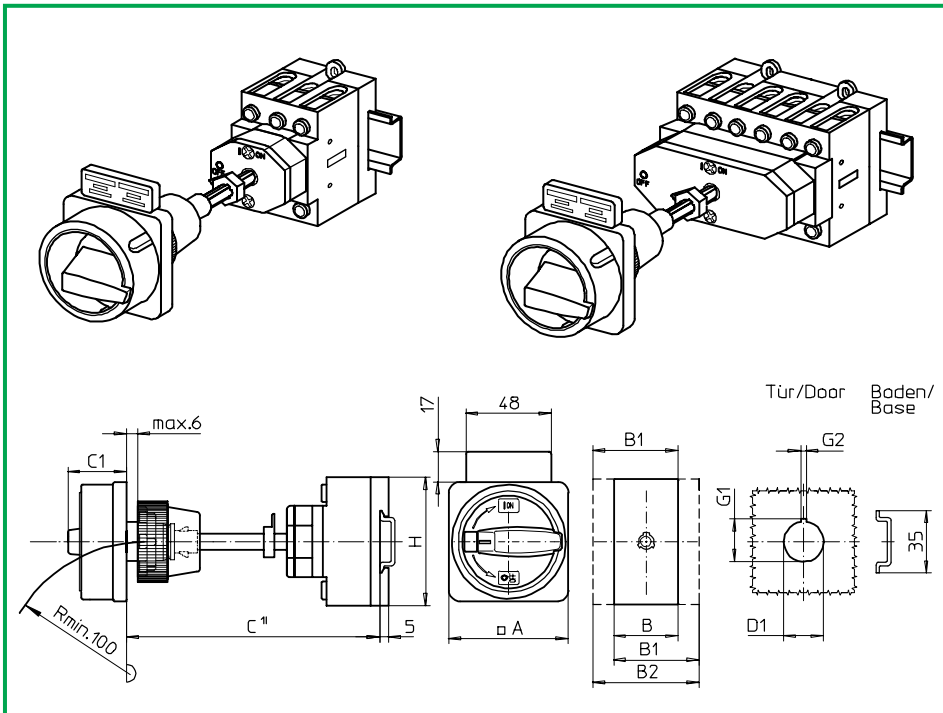
Metal shaft extension with fixed metal shaft, C = 150 mm

Single hole mounting

∅ 22,5 mm front

319M1 (IP66)

319M4 (IP66)



Complete switch	Poles	Product line	Rated data (IEC 60947)			Order code number
			Operational current I _e	Operational power at 380–440 V		
			AC-21A A	AC-23A kW	AC-3 kW	
Main Switches OFF position padlockable 09h	3 ... 8	H200-A/ -D	20	5,5	3,7	H216 - 41 ... - 319M1
			25	7,5	5,5	H220 - 41 ... - 319M1
			32	11	7,5	H226 - 41 ... - 319M1
			40	15	11	H233 - 41 ... - 319M1
	3 ... 4	H200-B	63	22	18,5	H263 - 41 ... - 319M1
Main/Emergency-Off Switches OFF position padlockable 09h	3 ... 8	H200-A/ -D	20	5,5	3,7	H216 - 41 ... - 319M4
			25	7,5	5,5	H220 - 41 ... - 319M4
			32	11	7,5	H226 - 41 ... - 319M4
			40	15	11	H233 - 41 ... - 319M4
	3 ... 4	H200-B	63	22	18,5	H263 - 41 ... - 319M4

SMD modules for basic switch A02

Mounting form module for 319M.

H200-A
H200-B
H200-D

BFA2 - 319
BFB2 - 319
BFC2 - 319

M-padlock device 67 x 67 mm, mounting form 319M1
Escutcheon black, padlockable handle black

H200-A/ -B/ -D

2GM1

M-padlock device 67 x 67 mm, mounting form 319M4
Escutcheon yellow, padlockable handle red

2GM4

Additional top escutcheon plate

FAZ2 - 8041

Dimension (mm)

Product lines	A	B	B1	B2	C	C1	D1	G1	G2	H
H200-A	67	36	48	60	150	38	22,5	24,2	3,2	70
H200-B	67	50	69	88	150	38	22,5	24,2	3,2	72
H200-D	67	72	84	96	150	38	22,5	24,2	3,2	70

C¹⁾ Internal depth, outside of door to top of DIN rail.

Base Mounting Switches

sälzer

Product lines
H200-A/ -B/ -D

Base mounting switch

Door interlock

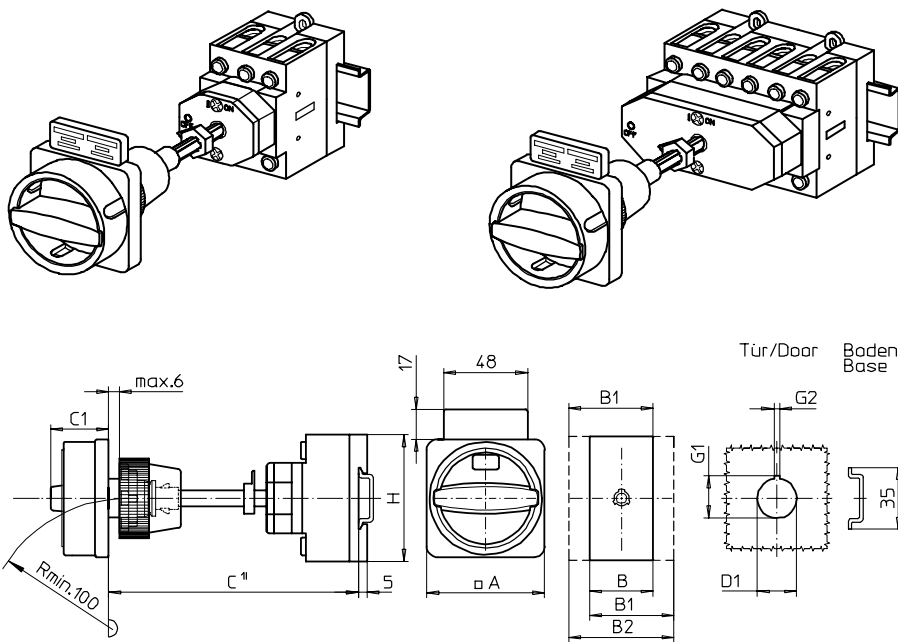
Metal shaft extension with fixed metal shaft, C = 150 mm

Single hole mounting

∅ 22,5 mm front

319N1 (IP66)

319N4 (IP66)



Complete switch	Poles	Product line	Rated data (IEC 60947)			Order code number
			Operational current I _e	Operational power at 380–440 V		
			AC-21A A	AC-23A kW	AC-3 kW	
Main Switches OFF position padlockable 09h	3 ... 8	H200-A/ -D	20	5,5	3,7	H216 - 41 ... - 319N1
			25	7,5	5,5	H220 - 41 ... - 319N1
			32	11	7,5	H226 - 41 ... - 319N1
			40	15	11	H233 - 41 ... - 319N1
			63	22	18,5	H263 - 41 ... - 319N1
Main/Emergency-Off Switches OFF position padlockable 09h	3 ... 8	H200-A/ -D	20	5,5	3,7	H216 - 41 ... - 319N4
			25	7,5	5,5	H220 - 41 ... - 319N4
			32	11	7,5	H226 - 41 ... - 319N4
			40	15	11	H233 - 41 ... - 319N4
			63	22	18,5	H263 - 41 ... - 319N4
	3 ... 4	H200-B				

SMD modules for basic switch A02

Mounting form module for 319N.

H200-A
H200-B
H200-D

BFA2 - 319
BFB2 - 319
BFC2 - 319

N-padlock device 67 x 67 mm, mounting form 319N1
Escutcheon black, padlockable handle black

H200-A/ -B/ -D

2GN1

N-padlock device 67 x 67 mm, mounting form 319N4
Escutcheon yellow, padlockable handle red

2GN4

Additional top escutcheon plate

FAZ2 - 8041

Dimension (mm)

Product lines	A	B	B1	B2	C	C1	D1	G1	G2	H
H200-A	67	36	48	60	150	33	22,5	24,2	3,2	70
H200-B	67	50	69	88	150	33	22,5	24,2	3,2	72
H200-D	67	72	84	96	150	33	22,5	24,2	3,2	70

C¹⁾ Internal depth, outside of door to top of DIN rail.

Base Mounting Switches

sälzer

Product line
H200-D

Base mounting switch

Door interlock

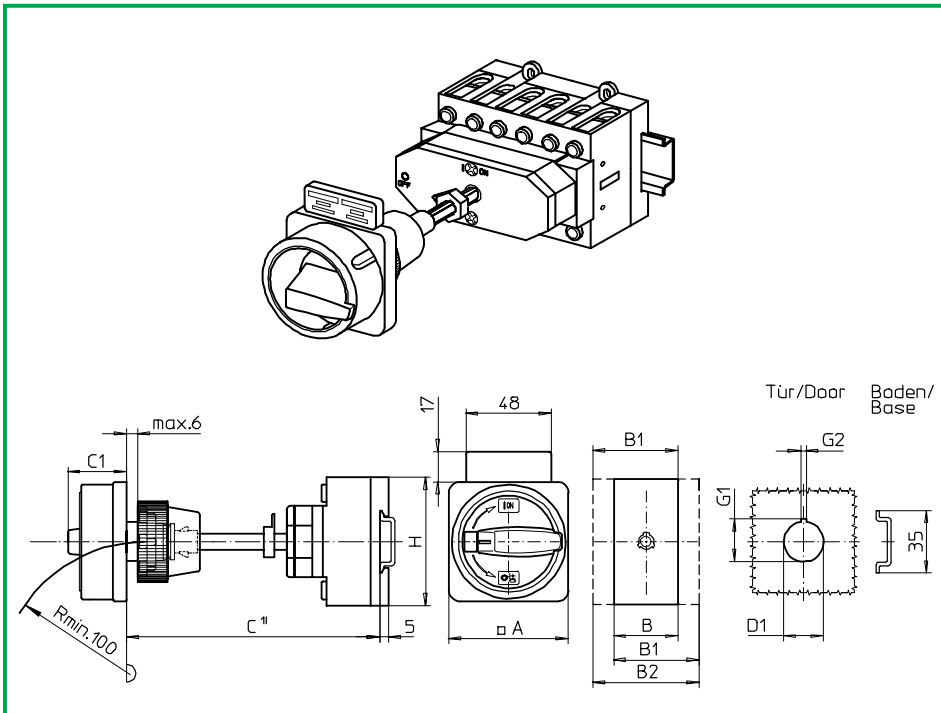
Metal shaft extension with fixed metal shaft, C = 155 mm

Single hole mounting

∅ 22,5 mm front

320M1 (IP66)

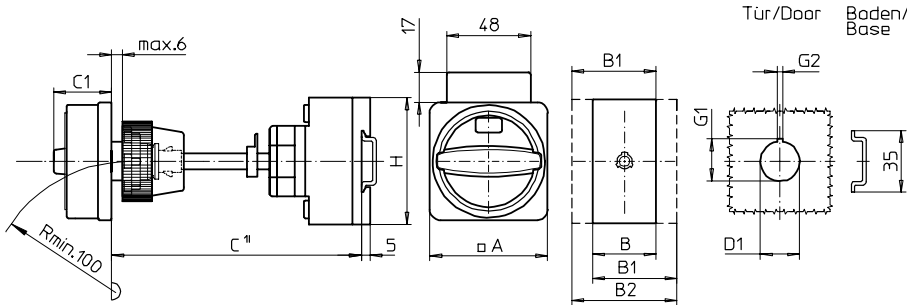
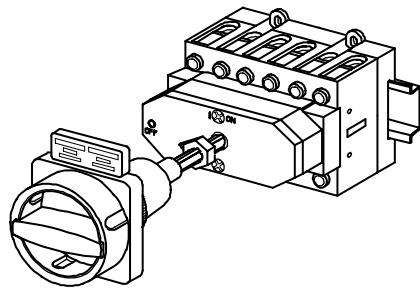
320M4 (IP66)



Complete switch	Poles	Product line	Rated data (IEC 60947)			Order code number					
			Operational current I _e	Operational power at 380–440 V							
			AC-21A A	AC-23A kW	AC-3 kW						
Main Switches OFF position padlockable 09h	6 ... 8	H200-D	20	5,5	3,7	H216 - 41 ... - 320M1					
			25	7,5	5,5	H220 - 41 ... - 320M1					
			32	11	7,5	H226 - 41 ... - 320M1					
			40	15	11	H233 - 41 ... - 320M1					
Main/Emergency-Off Switches OFF position padlockable 09h	6 ... 8	H200-D	20	5,5	3,7	H216 - 41 ... - 320M4					
			25	7,5	5,5	H220 - 41 ... - 320M4					
			32	11	7,5	H226 - 41 ... - 320M4					
			40	15	11	H233 - 41 ... - 320M4					
SMD modules for basic switch A02											
Mounting form module for 320M.			H200-D		BFC2 - 320						
M-padlock device 67 x 67 mm, mounting form 320M1 Escutcheon black, padlockable handle black			H200-D		2GM1						
M-padlock device 67 x 67 mm, mounting form 320M4 Escutcheon yellow, padlockable handle red					2GM4						
Additional top escutcheon plate					FAZ2 - 8041						
Dimension (mm)											
Product line	A	B	B1	B2	C	C1	D1	G1	G2	H	
H200-D	67	72	84	96	155	38	22,5	24,2	3,2	70	
C ¹⁾ Internal depth, outside of door to top of DIN rail.											

Base Mounting Switches

sälzer



Product line
H200-D

Base mounting switch

Door interlock

Metal shaft extension with fixed metal shaft, C = 155 mm

Single hole mounting

∅ 22,5 mm front

320N1 (IP66)

320N4 (IP66)

Complete switch	Poles	Product line	Rated data (IEC 60947)			Order code number					
			Operational current I _e	Operational power at 380–440 V							
			AC-21A A	AC-23A kW	AC-3 kW						
Main Switches OFF position padlockable 09h	6 ... 8	H200-D	20	5,5	3,7	H216 - 41 ... - 320N1					
			25	7,5	5,5	H220 - 41 ... - 320N1					
			32	11	7,5	H226 - 41 ... - 320N1					
			40	15	11	H233 - 41 ... - 320N1					
Main/Emergency-Off Switches OFF position padlockable 09h	6 ... 8	H200-D	20	5,5	3,7	H216 - 41 ... - 320N4					
			25	7,5	5,5	H220 - 41 ... - 320N4					
			32	11	7,5	H226 - 41 ... - 320N4					
			40	15	11	H233 - 41 ... - 320N4					
SMD modules for basic switch A02											
Mounting form module for 320N.			H200-D		BFC2 - 320						
M-padlock device 67 x 67 mm, mounting form 320N1 Escutcheon black, padlockable handle black			H200-D		2GN1						
M-padlock device 67 x 67 mm, mounting form 320N4 Escutcheon yellow, padlockable handle red					2GN4						
Additional top escutcheon plate					FAZ2 - 8041						
Dimension (mm)											
Product line	A	B	B1	B2	C	C1	D1	G1	G2	H	
H200-D	67	72	84	96	155	33	22,5	24,2	3,2	70	
C ¹⁾ Internal depth, outside of door to top of DIN rail.											

Base Mounting Switches

sälzer

Product lines
H200-A/ -B

Base mounting switch

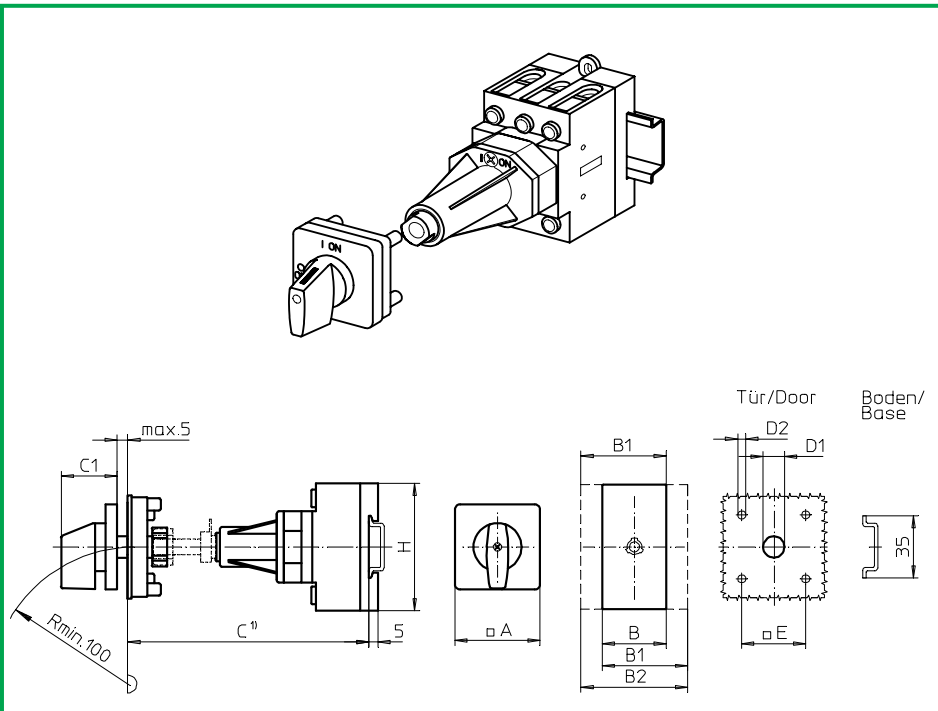
Door clutch

Metal shaft extension

Four hole mounting

36 x 36 mm front

441M1 (IP66)



Complete switch	Poles	Product line	Rated data (IEC 60947)			Order code number
			Operational current I _e	Operational power at 380–440 V		
			AC-21A A	AC-23A kW	AC-3 kW	
ON-OFF Switches Switching angle 90°	3 ... 4	H200-A	20	5,5	3,7	H216 - 41 ... - 441M1
			25	7,5	5,5	H220 - 41 ... - 441M1
			32	11	7,5	H226 - 41 ... - 441M1
			40	15	11	H233 - 41 ... - 441M1
	3 ... 4	H200-B	63	22	18,5	H263 - 41 ... - 441M1

SMD modules for basic switch A02

Mounting form module for 441M1

H200-A
H200-B

BFA2 - 441
BFB2 - 441

M-operator module 48 x 48 mm, mounting form 441M1
Escutcheon black, handle black

H200-A/ -B

2AM1

Legend plate silver, operator module 441M1

FAS2 - 9... (FA number)

Dimensions (mm)

Product lines	A	B	B1	B2	C1	D1	D2	E	H
H200-A	48	36	48	60	32	15	4,5	36	70
H200-B	48	50	69	88	32	15	4,5	36	72

C¹⁾ Metal shaft is not included. Please order separately. See page B8-11.

Base Mounting Switches

sälzer

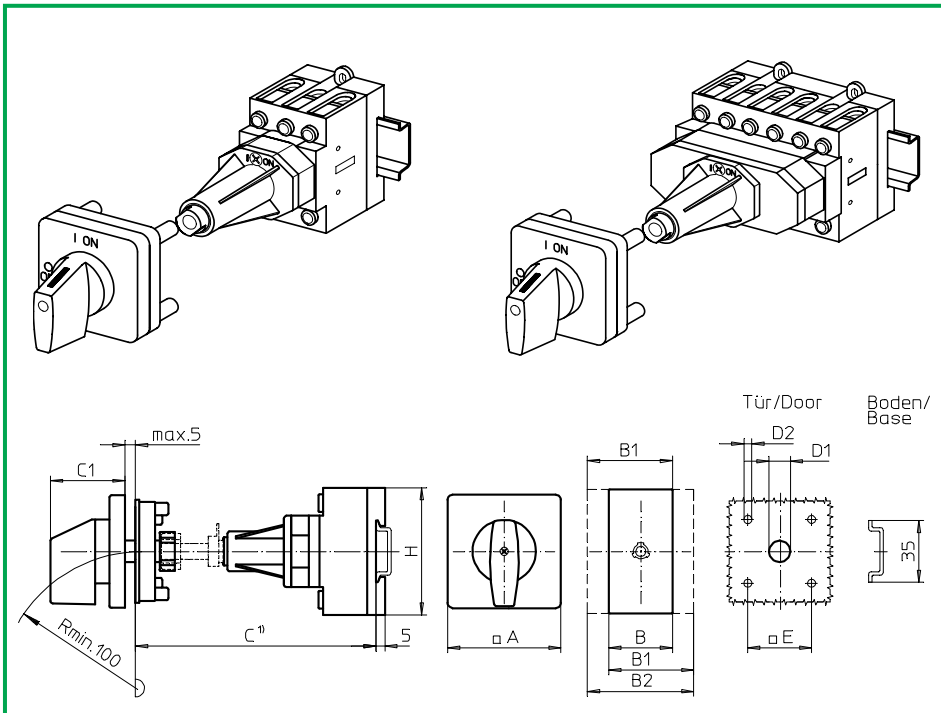
Product lines
H200-A/ -B/ -D/ -E

Base mounting switch
Operator module of next size

Door clutch
Metal shaft extension

Four hole mounting
48 x 48 mm front

447M1 (IP66)



Complete switch	Poles	Product line	Rated data (IEC 60947)			Order code number
			Operational current I _e	Operational power at 380–440 V		
			AC-21A A	AC-23A kW	AC-3 kW	
ON-OFF Switches Switching angle 90°	3 ... 8	H200-A/ -D	20	5,5	3,7	H216 - 41 ... - 447M1
			25	7,5	5,5	H220 - 41 ... - 447M1
			32	11	7,5	H226 - 41 ... - 447M1
			40	15	11	H233 - 41 ... - 447M1
			63	22	18,5	H263 - 41 ... - 447M1
Changeover with OFF Switching angle 90°	3 ... 4	H200-E	20	5,5	3,7	H216 - 71 ... - 447M1
			25	7,5	5,5	H220 - 71 ... - 447M1
			32	11	7,5	H226 - 71 ... - 447M1
			40	15	11	H233 - 71 ... - 447M1

SMD modules for basic switch A02		
Mounting form module for 447M1	H200-A H200-B/ -D H200-E	BFA2 - 447 BFB2 - 447 BFC2 - 447
M-operator module 64 x 64 mm, mounting form 447M1 Escutcheon black, handle black	H200-A/ -B/ -D/ -E	4AM1
Legend plate silver, operator module 447M1		FAS4 - 9... (FA number)

Dimensions (mm)									
Product lines	A	B	B1	B2	C1	D1	D2	E	H
H200-A	64	36	48	60	40	15	5	48	70
H200-B	64	50	69	88	40	15	5	48	72
H200-D	64	72	84	96	40	15	5	48	70
H200-E	64	72	84	96	40	15	5	48	70

C¹⁾ Metal shaft is not included. Please order separately. See page B8-11.

Base Mounting Switches

sälzer

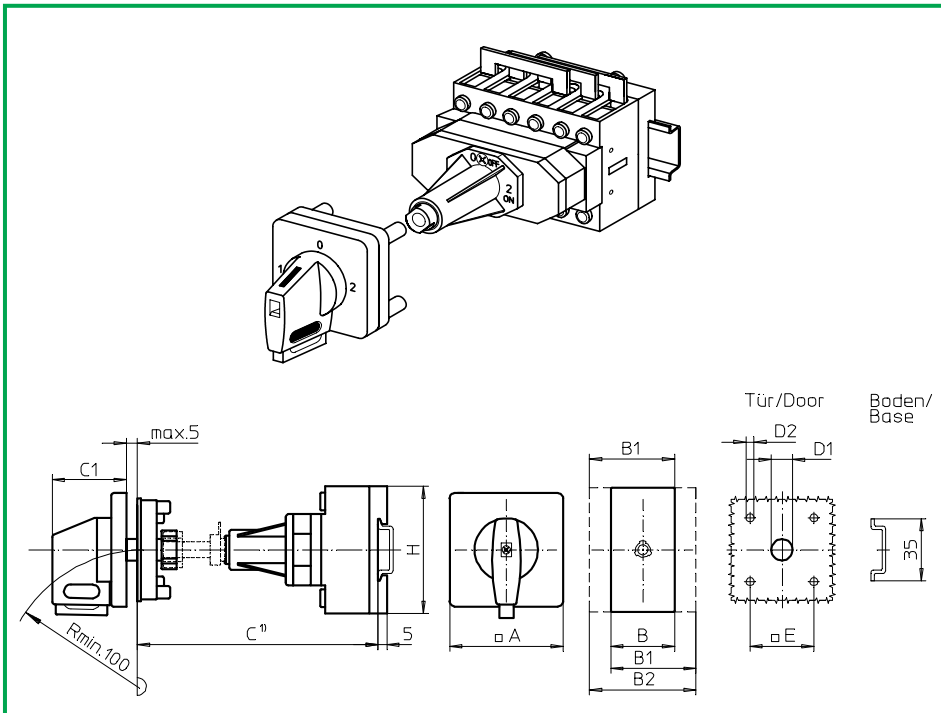
Product line
H200-E

Base mounting switch
Operator module of next size

Door clutch
Metal shaft extension

Four hole mounting
48 x 48 mm front

447V1 (IP66)
446V1 (IP66)



Complete switch	Poles	Product line	Rated data (IEC 60947)			Order code number				
			Operational current I _e	Operational power at 380–440 V						
			AC-21A A	AC-23A kW	AC-3 kW					
Changeover with OFF Switching angle 90° OFF position padlockable 12h	3 ... 4	H200-E	20	5,5	3,7	H216 - 71 ... - 447V1				
			25	7,5	5,5	H220 - 71 ... - 447V1				
			32	11	7,5	H226 - 71 ... - 447V1				
			40	15	11	H233 - 11 ... - 447V1				
Changeover with OFF Switching angle 90° 3 positions padlockable (09h/12h/03h)	3 ... 4	H200-E	20	5,5	3,7	H216 - 71 ... - 446V1				
			25	7,5	5,5	H220 - 71 ... - 446V1				
			32	11	7,5	H226 - 71 ... - 446V1				
			40	15	11	H233 - 71 ... - 446V1				
SMD modules for basic switch A02										
Mounting form module for 447V1/ 446V1			H200-E		BFC2 - 447					
V-operator module 64 x 64 mm, mounting form 447V1 Escutcheon black, handle black					4AV1 - 12					
V-operator module 64 x 64 mm, mounting form 446V1 Escutcheon black, handle black					4AV1 - 99					
Legend plate silver, operator module 447V1/ 446V1					FAS4 - (FA number)					
Dimensions (mm)										
Product line	A	B	B1	B2	C1	D1	D2	E	H	
H200-E	64	72	84	96	40	15	5	48	70	
C ¹⁾ Metal shaft is not included. Please order separately. See page B8-11.										

Base Mounting Switches

sälzer

Product lines
H200-A/ -B/ -D

Base mounting switch

Door clutch

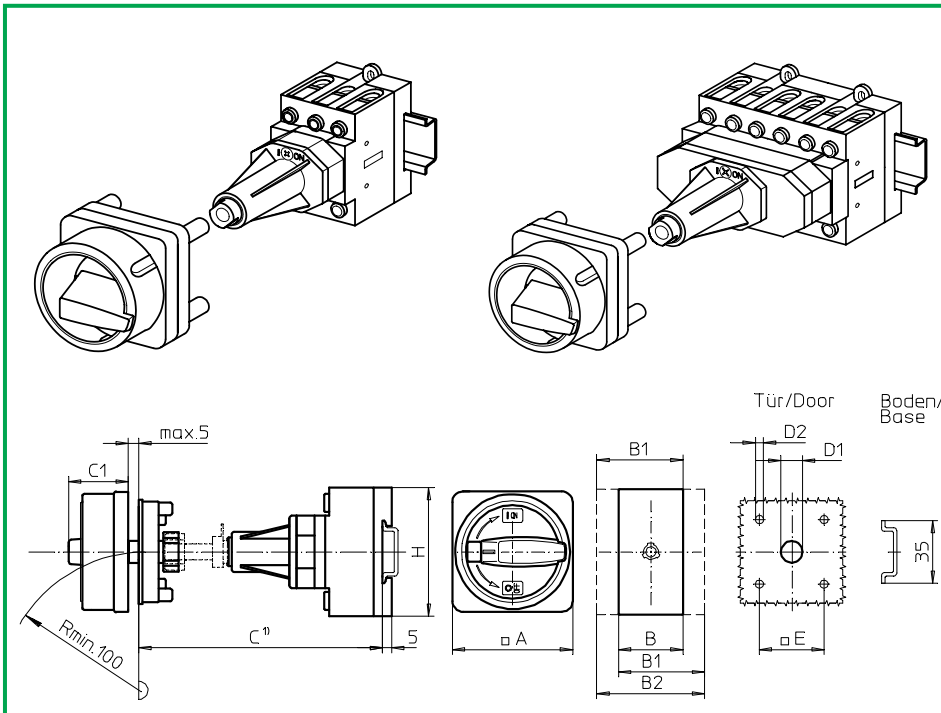
Metal shaft extension

Four hole mounting

36 x 36 mm front

432M1 (IP66)

432M4 (IP66)



Complete switch	Poles	Product line	Rated data (IEC 60947)			Order code number
			Operational current I _e	Operational power at 380–440 V		
			AC-21A A	AC-23A kW	AC-3 kW	
Main Switches OFF position padlockable 09h	3 ... 8	H200-A/ -D	20	5,5	3,7	H216 - 41 ... - 432M1
			25	7,5	5,5	H220 - 41 ... - 432M1
			32	11	7,5	H226 - 41 ... - 432M1
			40	15	11	H233 - 41 ... - 432M1
			63	22	18,5	H263 - 41 ... - 432M1
Main/Emergency-Off Switches OFF position padlockable 09h	3 ... 8	H200-A/ -D	20	5,5	3,7	H216 - 41 ... - 432M4
			25	7,5	5,5	H220 - 41 ... - 432M4
			32	11	7,5	H226 - 41 ... - 432M4
			40	15	11	H233 - 41 ... - 432M4
			63	22	18,5	H263 - 41 ... - 432M4
SMD modules for basic switch A02			Mounting form module for 432M.			BFA2 - 432 BFB2 - 432
			M-padlock device 67 x 67 mm, mounting form 432M1 Escutcheon black, padlockable handle black		H200-A H200-B/ -D	2CM1
			M-padlock device 67 x 67 mm, mounting form 432M4 Escutcheon yellow, padlockable handle red		H200-A/ -B/ -D	2CM4

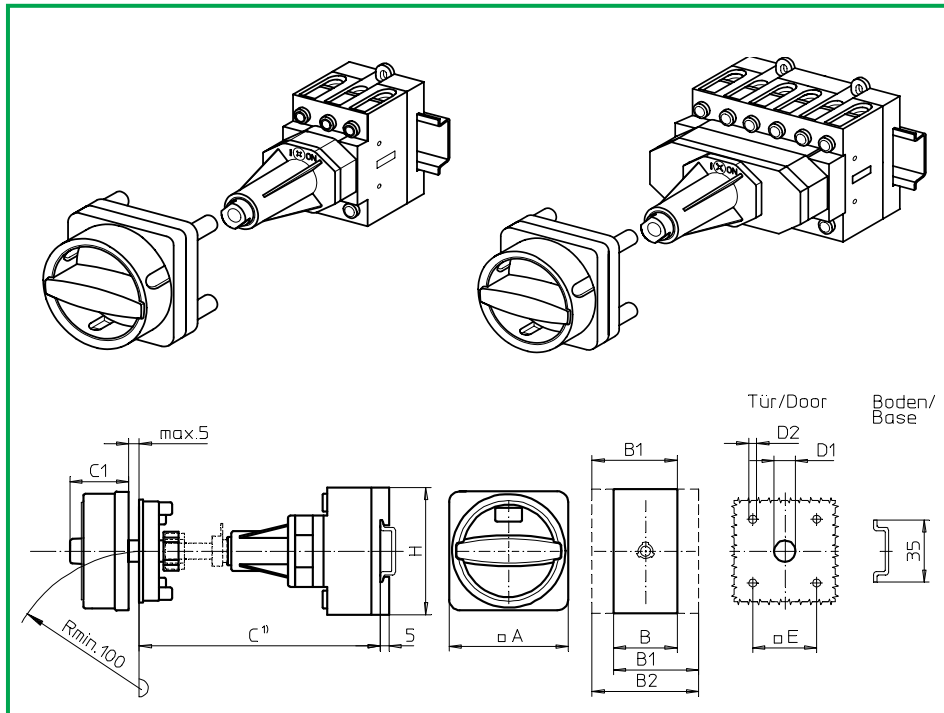
Dimensions (mm)

Product lines	A	B	B1	B2	C1	D1	D2	E	H
H200-A	67	36	48	60	38	15	4,5	36	70
H200-B	67	50	69	88	38	15	4,5	36	72
H200-D	67	72	84	96	38	15	4,5	36	70

C¹⁾ Metal shaft is not included. Please order separately. See page B8-11.

Base Mounting Switches

sälzer



Product lines
H200-A/ -B/ -D

Base mounting switch

Door clutch

Metal shaft extension

Four hole mounting

36 x 36 mm front

432N1 (IP66)

432N4 (IP66)

Complete switch	Poles	Product line	Rated data (IEC 60947)			Order code number
			Operational current I _e	Operational power at 380–440 V		
			AC-21A A	AC-23A kW	AC-3 kW	
Main Switches OFF position padlockable 09h	3 ... 8	H200-A/ -D	20	5,5	3,7	H216 - 41 ... - 432N1
			25	7,5	5,5	H220 - 41 ... - 432N1
			32	11	7,5	H226 - 41 ... - 432N1
			40	15	11	H233 - 41 ... - 432N1
			63	22	18,5	H263 - 41 ... - 432N1
Main/Emergency-Off Switches OFF position padlockable 09h	3 ... 8	H200-A/ -D	20	5,5	3,7	H216 - 41 ... - 432N4
			25	7,5	5,5	H220 - 41 ... - 432N4
			32	11	7,5	H226 - 41 ... - 432N4
			40	15	11	H233 - 41 ... - 432N4
			63	22	18,5	H263 - 41 ... - 432N4

SMD modules for basic switch A02

Mounting form module for 432N.

H200-A
H200-B/ -D

BFA2 - 432
BFB2 - 432

N-padlock device 67 x 67 mm, mounting form 432N1
Escutcheon black, padlockable handle black

H200-A/ -B/ -D

2CN1

N-padlock device 67 x 67 mm, mounting form 432N4
Escutcheon yellow, padlockable handle red

2CN4

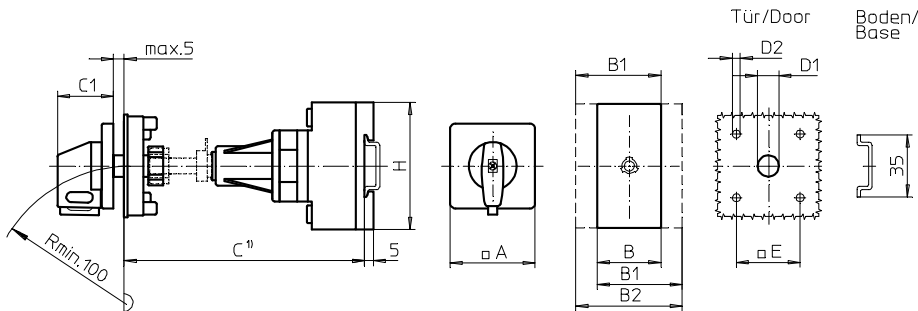
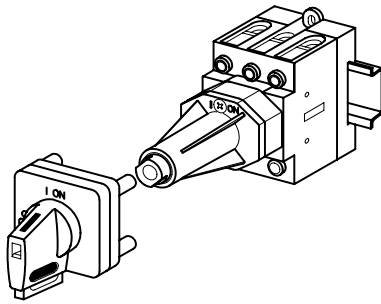
Dimensions (mm)

Product lines	A	B	B1	B2	C1	D1	D2	E	H
H200-A	67	36	48	60	33	15	4,5	36	70
H200-B	67	50	69	88	33	15	4,5	36	72
H200-D	67	72	84	96	33	15	4,5	36	70

C¹⁾ Metal shaft is not included. Please order separately. See page B8-11.

Base Mounting Switches

sälzer



Product lines
H200-A/ -B

Base mounting switch

Door clutch

Metal shaft extension

Four hole mounting

36 x 36 mm front

432V1 (IP66)

432V4 (IP66)

Complete switch	Poles	Product line	Rated data (IEC 60947)			Order code number
			Operational current I _e	Operational power at 380–440 V		
			AC-21A A	AC-23A kW	AC-3 kW	
Main Switches OFF position padlockable 09h	3 ... 4	H200-A	20	5,5	3,7	H216 - 41 ... - 432V1
			25	7,5	5,5	H220 - 41 ... - 432V1
			32	11	7,5	H226 - 41 ... - 432V1
			40	15	11	H233 - 41 ... - 432V1
			63	22	18,5	H263 - 41 ... - 432V1
Main/Emergency-Off Switches OFF position padlockable 09h	3 ... 4	H200-A	20	5,5	3,7	H216 - 41 ... - 432V4
			25	7,5	5,5	H220 - 41 ... - 432V4
			32	11	7,5	H226 - 41 ... - 432V4
			40	15	11	H233 - 41 ... - 432V4
			63	22	18,5	H263 - 41 ... - 432V4
		H200-B				

SMD modules for basic switch A02

Mounting form module for 432V.

H200-A
H200-B

BFA2 - 441
BFB2 - 441

V-operator module 48 x 48 mm, mounting form 432V1
Escutcheon black, handle black

H200-A/ -B

2AV1 - 09

Legend plate silver, operator module 432V1

FAS2 - 9078

V-operator module 48 x 48 mm, mounting form 432V4
Escutcheon black, handle red

2AV4 - 09

Legend plate yellow, operator module 432V4

FBS2 - 9078

Dimensions (mm)

Product lines	A	B	B1	B2	C1	D1	D2	E	H
H200-A	48	36	48	60	32	15	4,5	36	70
H200-B	48	50	69	88	32	15	4,5	36	72

C¹⁾ Metal shaft is not included. Please order separately. See page B8-11.

Base Mounting Switches

sälzer

Product lines
H200-A/ -B

Base mounting switch

Door clutch

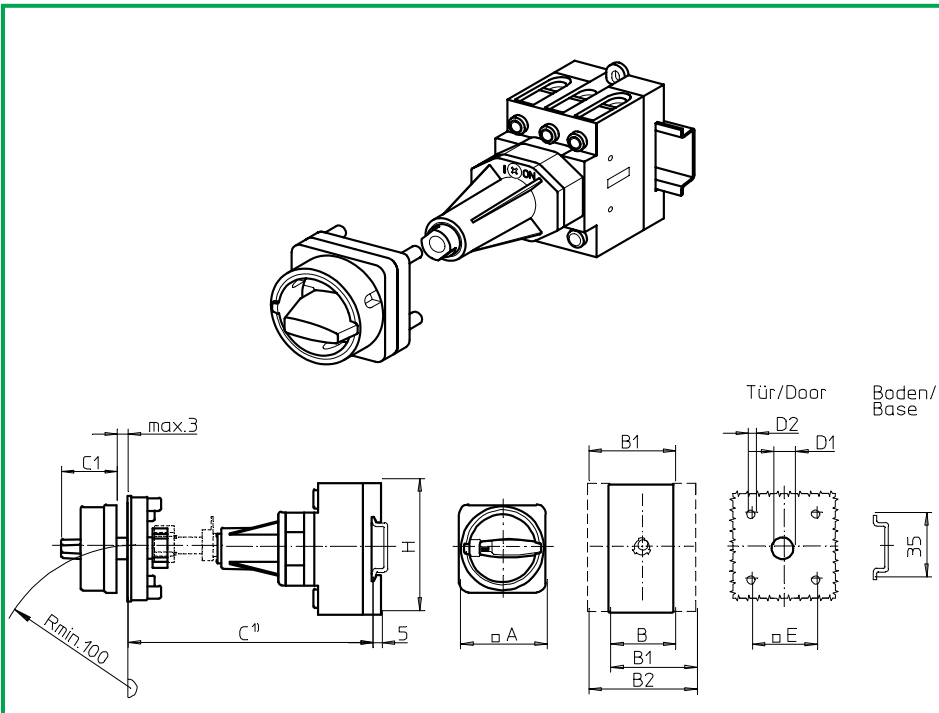
Metal shaft extension

Four hole mounting

36 x 36 mm front

431M1 (IP66)

431M4 (IP66)



Complete switch	Poles	Product line	Rated data (IEC 60947)			Order code number
			Operational current I _e	Operational power at 380–440 V		
			AC-21A A	AC-23A kW	AC-3 kW	
Main Switches OFF position padlockable 09h	3 ... 4	H200-A	20	5,5	3,7	H216 - 41 ... - 431M1
			25	7,5	5,5	H220 - 41 ... - 431M1
			32	11	7,5	H226 - 41 ... - 431M1
			40	15	11	H233 - 41 ... - 431M1
			63	22	18,5	H263 - 41 ... - 431M1
Main/Emergency-Off Switches OFF position padlockable 09h	3 ... 4	H200-A	20	5,5	3,7	H216 - 41 ... - 431M4
			25	7,5	5,5	H220 - 41 ... - 431M4
			32	11	7,5	H226 - 41 ... - 431M4
			40	15	11	H233 - 41 ... - 431M4
			63	22	18,5	H263 - 41 ... - 431M4
SMD modules for basic switch A02	Mounting form module for 431M.		H200-A			BFA2 - 441
			H200-B			BFB2 - 441
	M-padlock device 48 x 48 mm, mounting form 431M1 Escutcheon black, padlockable handle black		H200-A/ -B			2BM1
	M-padlock device 48 x 48 mm, mounting form 431M4 Escutcheon yellow, padlockable handle red					2BM4

Dimensions (mm)

Product lines	A	B	B1	B2	C1	D1	D2	E	H
H200-A	48	36	48	60	31	15	4,5	36	70
H200-B	48	50	69	88	31	15	4,5	36	72

C¹⁾ Metal shaft is not included. Please order separately. See page B8-11.

Base Mounting Switches

sälzer

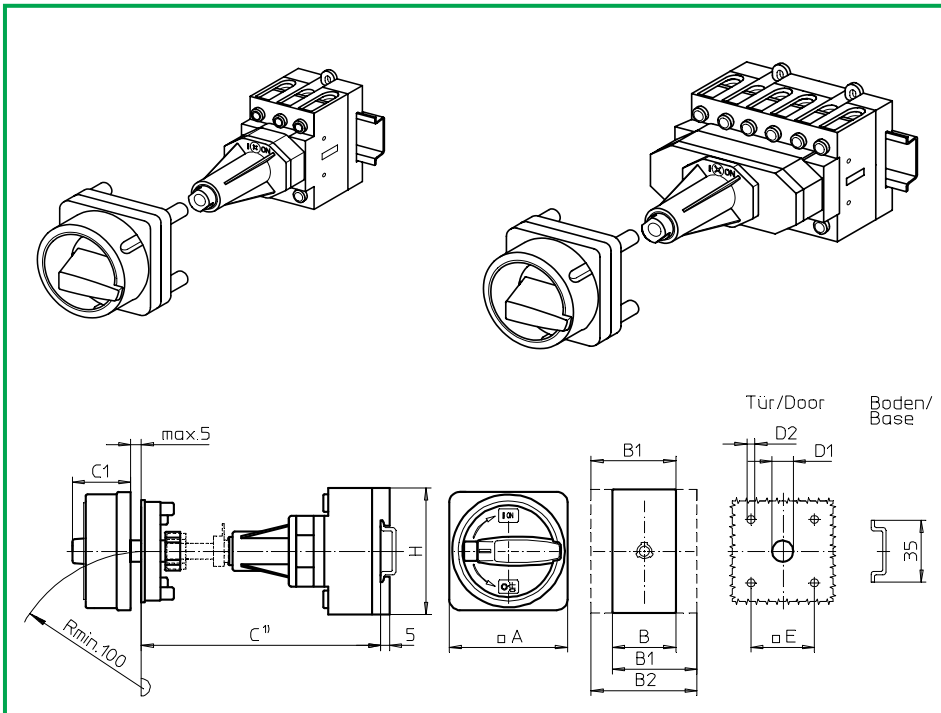
Product lines
H200-A/ -B/ -D

Base mounting switch
Operator module of next size

Door clutch
Metal shaft extension

Four hole mounting
48 x 48 mm front

437M1 (IP66)
437M4 (IP66)



Complete switch	Poles	Product line	Rated data (IEC 60947)			Order code number
			Operational current I _e	Operational power at 380–440 V		
			AC-21A A	AC-23A kW	AC-3 kW	
Main Switches OFF position padlockable 09h	3 ... 8	H200-A/ -D	20	5,5	3,7	H216 - 41 ... - 437M1
			25	7,5	5,5	H220 - 41 ... - 437M1
			32	11	7,5	H226 - 41 ... - 437M1
			40	15	11	H233 - 41 ... - 437M1
			63	22	18,5	H263 - 41 ... - 437M1
Main/Emergency-Off Switches OFF position padlockable 09h	3 ... 8	H200-A/ -D	20	5,5	3,7	H216 - 41 ... - 437M4
			25	7,5	5,5	H220 - 41 ... - 437M4
			32	11	7,5	H226 - 41 ... - 437M4
			40	15	11	H233 - 41 ... - 437M4
			63	22	18,5	H263 - 41 ... - 437M4
SMD modules for basic switch A02	Mounting form module for 437M.		H200-A			BFA2 - 437
			H200-B/ -D			BFB2 - 437
	M-padlock device 67 x 67 mm, mounting form 437M1 Escutcheon black, padlockable handle black		H200-A/ -B/ -D			4BM1
	M-padlock device 67 x 67 mm, mounting form 437M4 Escutcheon yellow, padlockable handle red					4BM4

Dimensions (mm)

Product lines	A	B	B1	B2	C1	D1	D2	E	H
H200-A	67	36	48	60	38	15	5	48	70
H200-B	67	50	69	88	38	15	5	48	72
H200-D	67	72	84	96	38	15	5	48	70

C¹⁾ Metal shaft is not included. Please order separately. See page B8-11.

Base Mounting Switches

sälzer

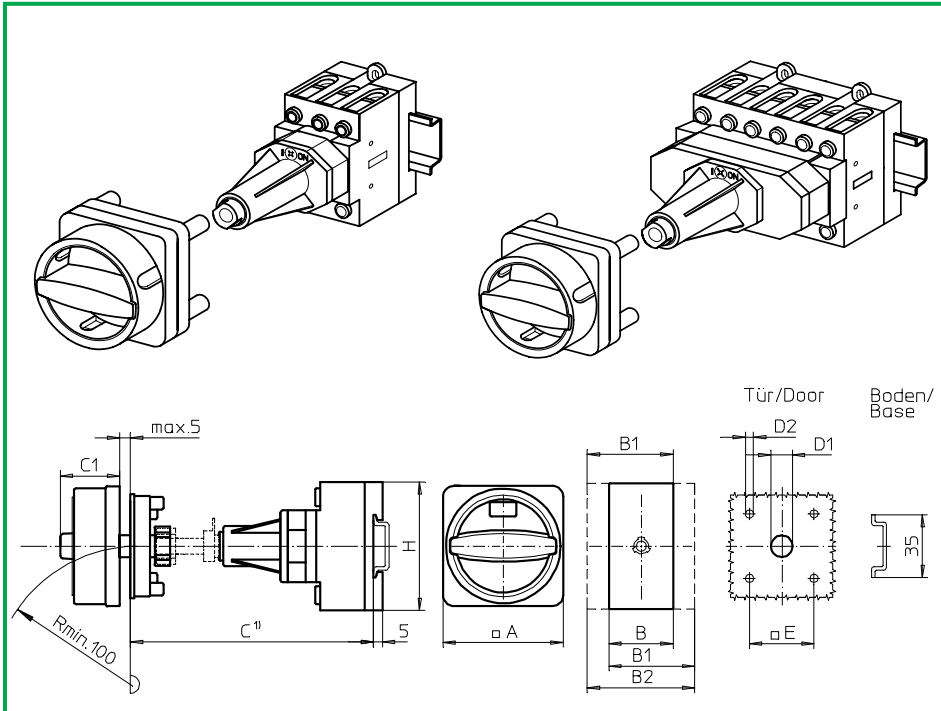
Product lines
H200-A/ -B/ -D

Base mounting switch
Operator module of next size

Door clutch
Metal shaft extension

Four hole mounting
48 x 48 mm front

437N1 (IP66)
437N4 (IP66)



Complete switch	Poles	Product line	Rated data (IEC 60947)			Order code number
			Operational current I _e	Operational power at 380–440 V		
			AC-21A A	AC-23A kW	AC-3 kW	
Main Switches OFF position padlockable 09h	3 ... 8	H200-A/ -D	20	5,5	3,7	H216 - 41 ... - 437N1
			25	7,5	5,5	H220 - 41 ... - 437N1
			32	11	7,5	H226 - 41 ... - 437N1
			40	15	11	H233 - 41 ... - 437N1
			63	22	18,5	H263 - 41 ... - 437N1
Main/Emergency-Off Switches OFF position padlockable 09h	3 ... 8	H200-A/ -D	20	5,5	3,7	H216 - 41 ... - 437N4
			25	7,5	5,5	H220 - 41 ... - 437N4
			32	11	7,5	H226 - 41 ... - 437N4
			40	15	11	H233 - 41 ... - 437N4
			63	22	18,5	H263 - 41 ... - 437N4
SMD modules for basic switch A02	Mounting form module for 237M.		H200-A			BFA2 - 437
			H200-B/ -D			BFB2 - 437
	N-padlock device 67 x 67 mm, mounting form 437N1 Escutcheon black, padlockable handle black		H200-A/ -B/ -D			4BN1
	N-padlock device 67 x 67 mm, mounting form 437N4 Escutcheon yellow, padlockable handle red					4BN4

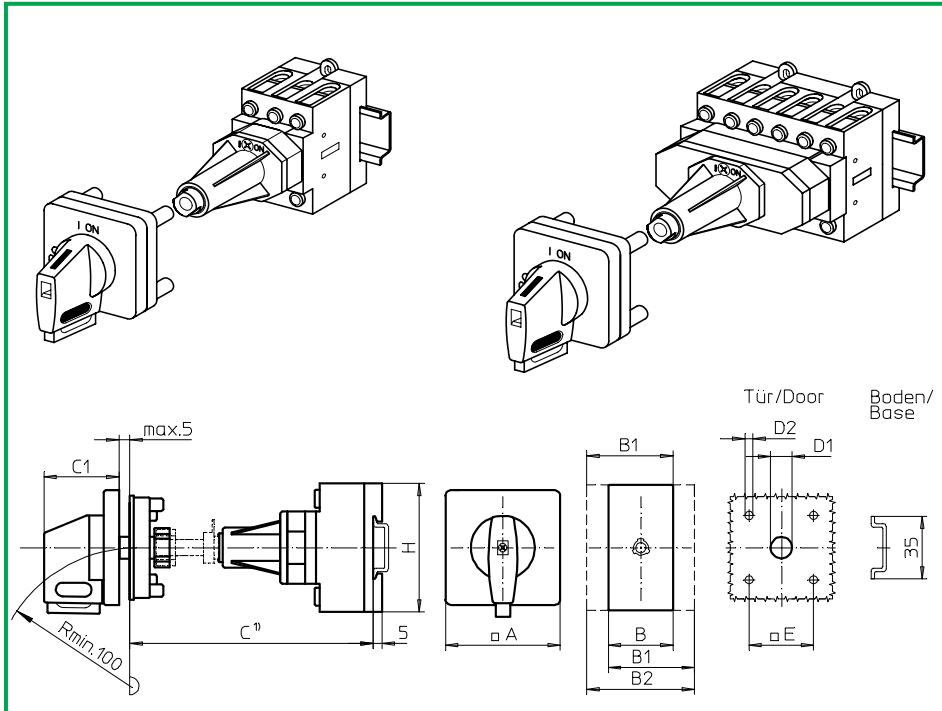
Dimensions (mm)

Product lines	A	B	B1	B2	C1	D1	D2	E	H
H200-A	67	36	48	60	33	15	5	48	70
H200-B	67	50	69	88	33	15	5	48	72
H200-D	67	72	84	96	33	15	5	48	70

C¹⁾ Metal shaft is not included. Please order separately. See page B8-11.

Base Mounting Switches

sälzer



Product lines
H200-A/ -B/ -D

Base mounting switch
Operator module of next size

Door clutch
Metal shaft extension

Four hole mounting
48 x 48 mm front

437V1 (IP66)
437V4 (IP66)

Complete switch	Poles	Product line	Rated data (IEC 60947)			Order code number
			Operational current I _e	Operational power at 380–440 V		
			AC-21A A	AC-23A kW	AC-3 kW	
Main Switches OFF position padlockable 09h	3 ... 8	H200-A/ -D	20	5,5	3,7	H216 - 41 ... - 437V1
			25	7,5	5,5	H220 - 41 ... - 437V1
			32	11	7,5	H226 - 41 ... - 437V1
			40	15	11	H233 - 41 ... - 437V1
			63	22	18,5	H263 - 41 ... - 437V1
Main/Emergency-Off Switches OFF position padlockable 09h	3 ... 8	H200-A/ -D	20	5,5	3,7	H216 - 41 ... - 437V4
			25	7,5	5,5	H220 - 41 ... - 437V4
			32	11	7,5	H226 - 41 ... - 437V4
			40	15	11	H233 - 41 ... - 437V4
			63	22	18,5	H263 - 41 ... - 437V4
	3 ... 4	H200-B				

SMD modules for basic switch A02

Mounting form module for 437V.

H200-A
H200-B/ -D

BFA2 - 447
BFB2 - 447

V-operator module 64 x 64 mm, mounting form 437V1
Escutcheon black, handle black

H200-A/ -B/ -D

4AV1 - 09

Legend plate silver, operator module 437V1

FAS4 - 9078

V-operator module 64 x 64 mm, mounting form 437V4
Escutcheon black, handle red

4AV4 - 09

Legend plate yellow, operator module 437V4

FBS4 - 9078

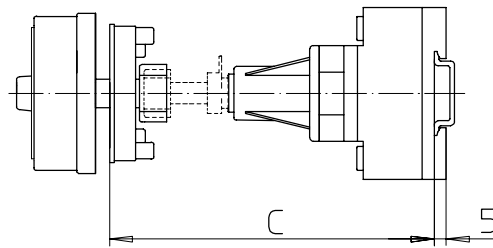
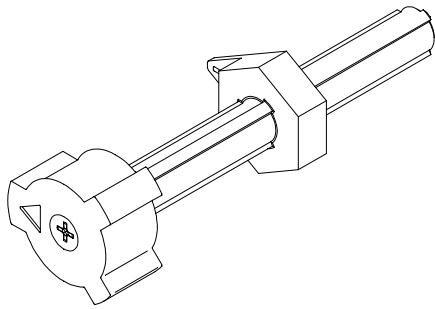
Dimensions (mm)

Product lines	A	B	B1	B2	C1	D1	D2	E	H
H200-A	64	36	48	60	39	15	5	48	70
H200-B	64	50	69	88	39	15	5	48	72
H200-D	64	72	84	96	39	15	5	48	70

C¹⁾ Metal shaft is not included. Please order separately. See page B8-11.

Metal Shaft Extension

sälzer



Product lines
H200-A/ -B/ -D/ -E

Base mounting switch

Door clutch
Metal shaft extension

Four hole mounting
Front

AVB8 - . . .

Metal shaft extension for use with door clutch and four hole mounting front

Dimension C (internal depth, inside of door to top of DIN rail)

H200-A/ -B	H200-D/ -E	Order code number
140 . . . 164 mm	148 . . . 172 mm	AVB8 - 065
165 . . . 189 mm	173 . . . 197 mm	AVB8 - 090
190 . . . 214 mm	198 . . . 222 mm	AVB8 - 115
215 . . . 239 mm	223 . . . 247 mm	AVB8 - 140
240 . . . 264 mm	248 . . . 272 mm	AVB8 - 165
265 . . . 289 mm	273 . . . 297 mm	AVB8 - 190
290 . . . 314 mm	298 . . . 322 mm	AVB8 - 215
315 . . . 339 mm	323 . . . 347 mm	AVB8 - 240
340 . . . 364 mm	348 . . . 372 mm	AVB8 - 265
365 . . . 389 mm	373 . . . 397 mm	AVB8 - 290
390 . . . 414 mm	398 . . . 422 mm	AVB8 - 315
415 . . . 439 mm	423 . . . 447 mm	AVB8 - 340
440 . . . 464 mm	448 . . . 472 mm	AVB8 - 365
465 . . . 489 mm	473 . . . 497 mm	AVB8 - 390
490 . . . 514 mm	498 . . . 522 mm	AVB8 - 415
515 . . . 539 mm	523 . . . 547 mm	AVB8 - 440
540 . . . 564 mm	548 . . . 572 mm	AVB8 - 465
565 . . . 589 mm	573 . . . 597 mm	AVB8 - 490
590 . . . 614 mm	598 . . . 622 mm	AVB8 - 515
615 . . . 639 mm	623 . . . 649 mm	AVB8 - 540

Base Mounting Switches

sälzer

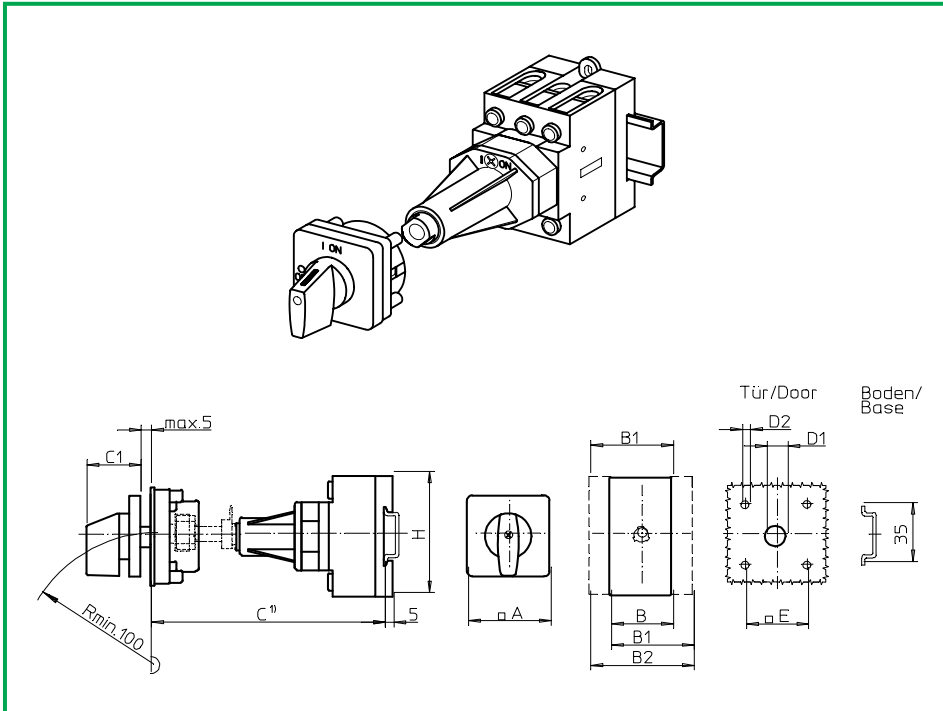
Product lines
H200-A/ -B

Base mounting switch

Door interlock
Metal shaft extension

Four hole mounting
36 x 36 mm front

481M1 (IP66)



Complete switch	Poles	Product line	Rated data (IEC 60947)			Order code number
			Operational current I _e	Operational power at 380–440 V		
			AC-21A A	AC-23A kW	AC-3 kW	
ON-OFF Switches Switching angle 90°	3 ... 4	H200-A	20	5,5	3,7	H216 - 41 ... - 481M1
			25	7,5	5,5	H220 - 41 ... - 481M1
			32	11	7,5	H226 - 41 ... - 481M1
			40	15	11	H233 - 41 ... - 481M1
	3 ... 4	H200-B	63	22	18,5	H263 - 41 ... - 481M1

SMD modules for basic switch A02

Mounting form module for 481M1

H200-A
H200-B

BFA2 - 481
BFB2 - 481

M-operator module 48 x 48 mm, mounting form 481M1
Escutcheon black, handle black

H200-A/ -B

2AM1

Legend plate silver, operator module 481M1

FAS2 - 9... (FA number)

Dimensions (mm)

Product lines	A	B	B1	B2	C1	D1	D2	E	H
H200-A	48	36	48	60	32	15	4,5	36	70
H200-B	48	50	69	88	32	15	4,5	36	72

C¹⁾ Internal depth, inside of door to top of DIN rail. Metal shaft is not included. Please order separately. See page B9-11.

Base Mounting Switches

sälzer

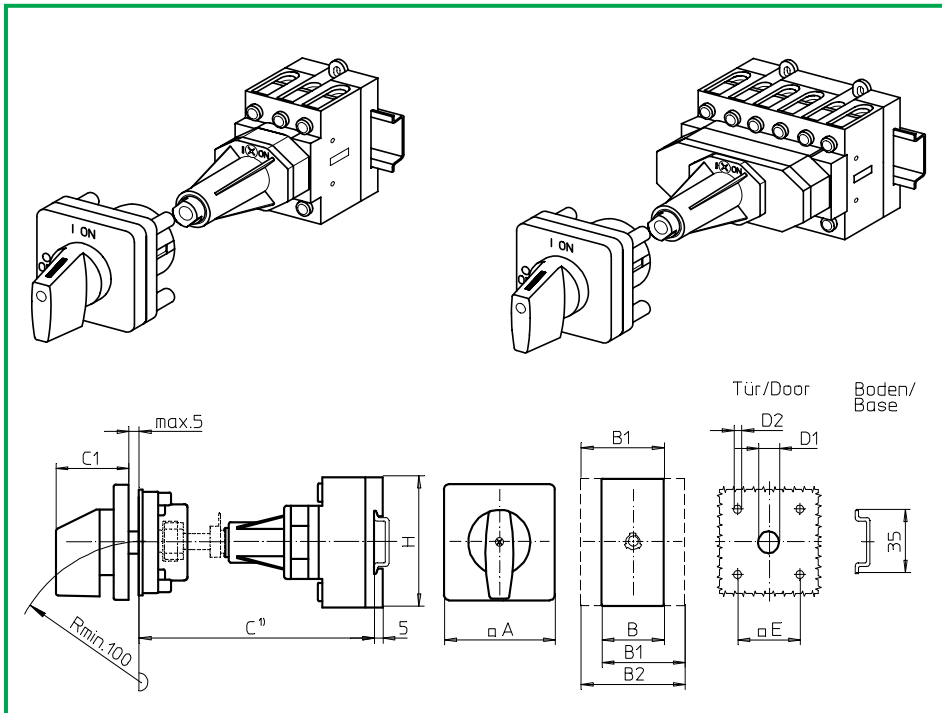
Product lines
H200-A/ -B/ -D/ -E

Base mounting switch
Operator module of next size

Door interlock
Metal shaft extension

Four hole mounting
48 x 48 mm front

482M1 (IP66)



Complete switch	Poles	Product line	Rated data (IEC 60947)			Order code number
			Operational current I _e	Operational power at 380–440 V		
			AC-21A A	AC-23A kW	AC-3 kW	
ON-OFF Switches Switching angle 90°	3 ... 8	H200-A/ -D	20	5,5	3,7	H216 - 41 ... - 482M1
			25	7,5	5,5	H220 - 41 ... - 482M1
			32	11	7,5	H226 - 41 ... - 482M1
			40	15	11	H233 - 41 ... - 482M1
	3 ... 4	H200-B	63	22	18,5	H263 - 41 ... - 482M1
Changeover with OFF Switching angle 90°	3 ... 4	H200-E	20	5,5	3,7	H216 - 71 ... - 482M1
			25	7,5	5,5	H220 - 71 ... - 482M1
			32	11	7,5	H226 - 71 ... - 482M1
			40	22	18,5	H233 - 71 ... - 482M1

SMD modules for basic switch A02

Mounting form module for 482M1

H200-A
H200-B/ -D
H200-E

BFA2 - 482
BFB2 - 482
BFC2 - 482

M-operator module 64 x 64 mm, mounting form 482M1
Escutcheon black, handle black

H200-A/ -B/ -D/ -E

4AM1

Legend plate silver, operator module 482M1

FAS4 - 9... (FA number)

Dimensions (mm)

Product lines	A	B	B1	B2	C1	D1	D2	E	H
H200-A	64	36	48	60	39	15	5	48	70
H200-B	64	50	69	88	39	15	5	48	72
H200-D	64	72	84	96	39	15	5	48	70
H200-E	64	72	84	96	39	15	5	48	70

C¹⁾ Internal depth, inside of door to top of DIN rail. Metal shaft is not included. Please order separately. See page B9-11.

Base Mounting Switches

sälzer

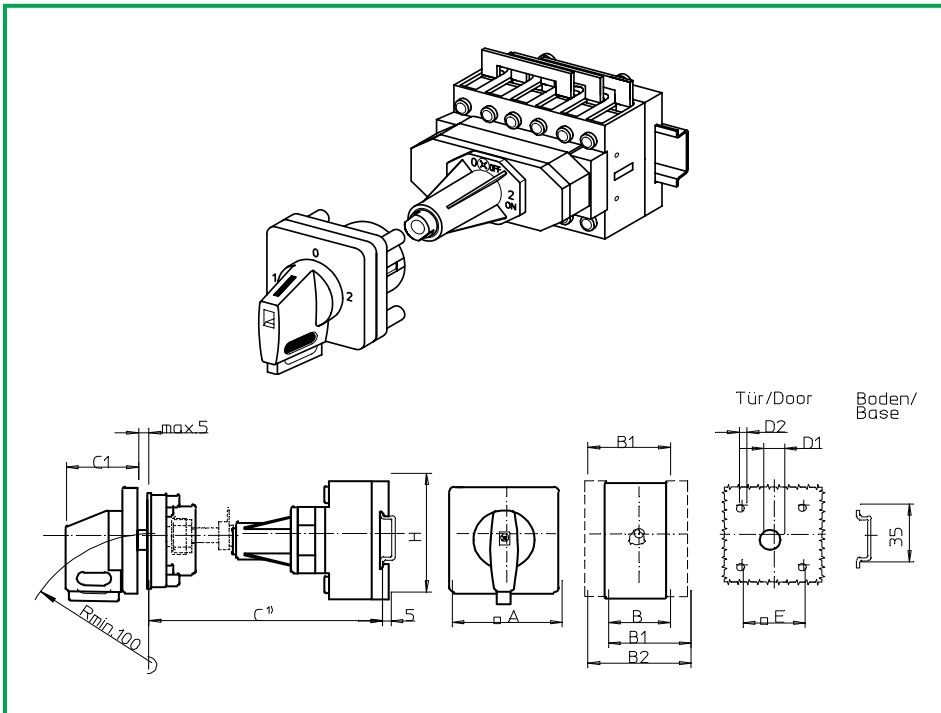
Product line
H200-E

Base mounting switch
Operator module of next size

Door interlock
Metal shaft extension

Four hole mounting
48 x 48 mm front

482V1 (IP66)
449V1 (IP66)



Complete switch	Poles	Product line	Rated data (IEC 60947)			Order code number
			Operational current I _e	Operational power at 380–440 V		
			AC-21A A	AC-23A kW	AC-3 kW	
Changeover with OFF Switching angle 90° OFF position padlockable 12h	3 ... 4	H200-E	20	5,5	3,7	H216 - 71 ... - 482V1
			25	7,5	5,5	H220 - 71 ... - 482V1
			32	11	7,5	H226 - 71 ... - 482V1
			40	22	18,5	H233 - 11 ... - 482V1
Changeover with OFF Switching angle 90° 3 positions padlockable (09h/12h/03h)	3 ... 4	H200-E	20	5,5	3,7	H216 - 71 ... - 449V1
			25	7,5	5,5	H220 - 71 ... - 449V1
			32	11	7,5	H226 - 71 ... - 449V1
			40	22	18,5	H233 - 71 ... - 449V1

SMD modules for basic switch A02		
Mounting form module for 482V1/ 449V1	H200-E	BFC2 - 482
V-operator module 64 x 64 mm, mounting form 482V1 Escutcheon black, handle black		4AV1 - 12
V-operator module 64 x 64 mm, mounting form 449V1 Escutcheon black, handle black		4AV1 - 99
Legend plate silver, operator module 482V1/ 449V1		FAS4 - 9... (FA number)

Dimensions (mm)									
Product line	A	B	B1	B2	C1	D1	D2	E	H
H200-E	64	72	84	96	39	15	5	48	70

C¹) Internal depth, inside of door to top of DIN rail. Metal shaft is not included. Please order separately. See page B9-11.

Base Mounting Switches

sälzer

**Product lines
H200-A/ -B/ -D**

Base mounting switch

Door interlock

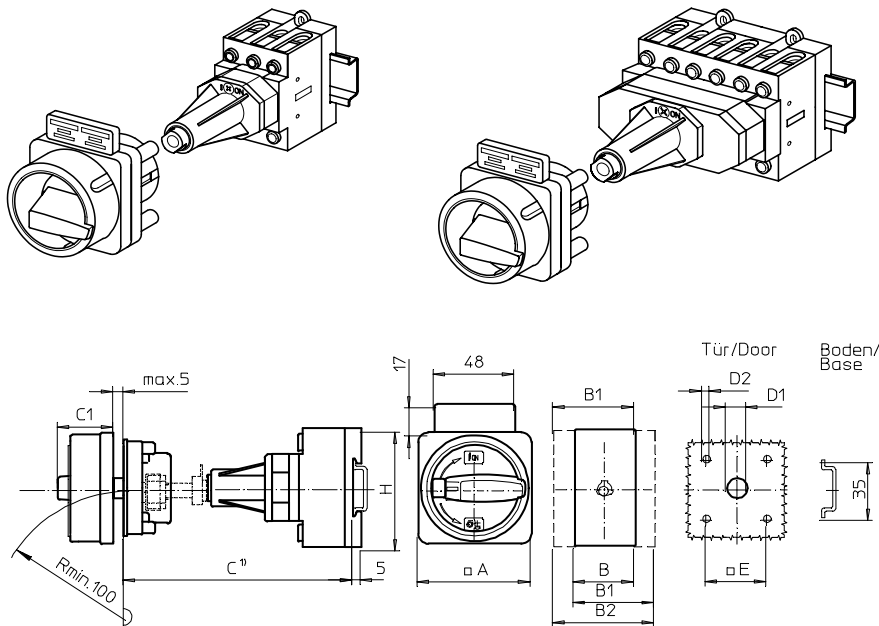
Metal shaft extension

Four hole mounting

36 x 36 mm front

483M1 (IP66)

483M4 (IP66)



Complete switch	Poles	Product line	Rated data (IEC 60947)			Order code number
			Operational current I _e	Operational power at 380–440 V		
			AC-21A A	AC-23A kW	AC-3 kW	
Main Switches OFF position padlockable 09h	3 ... 8	H200-A/ -D	20	5,5	3,7	H216 - 41 ... - 483M1
			25	7,5	5,5	H220 - 41 ... - 483M1
			32	11	7,5	H226 - 41 ... - 483M1
			40	15	11	H233 - 41 ... - 483M1
			63	22	18,5	H263 - 41 ... - 483M1
Main/Emergency-Off Switches OFF position padlockable 09h	3 ... 8	H200-A/ -D	20	5,5	3,7	H216 - 41 ... - 483M4
			25	7,5	5,5	H220 - 41 ... - 483M4
			32	11	7,5	H226 - 41 ... - 483M4
			40	15	11	H233 - 41 ... - 483M4
			63	22	18,5	H263 - 41 ... - 483M4
	3 ... 4	H200-B				

SMD modules for basic switch A02

Mounting form module for 483M.

H200-A
H200-B/ -D

BFA2 - 483
BFB2 - 483

M-padlock device 67 x 67 mm, mounting form 483M1
Escutcheon black, padlockable handle black

H200-A/ -B/ -D

2CM1

M-padlock device 67 x 67 mm, mounting form 483M4
Escutcheon yellow, padlockable handle red

2CM4

Additional top escutcheon plate

FAZ2 - 8041

Dimensions (mm)

Product lines	A	B	B1	B2	C1	D1	D2	E	H
H200-A	67	36	48	60	38	15	4,5	36	70
H200-B	67	50	69	88	38	15	4,5	36	72
H200-D	67	72	84	96	38	15	4,5	36	70

C¹⁾ Internal depth, inside of door to top of DIN rail. Metal shaft is not included. Please order separately. See page B9-11.

Base Mounting Switches

sälzer

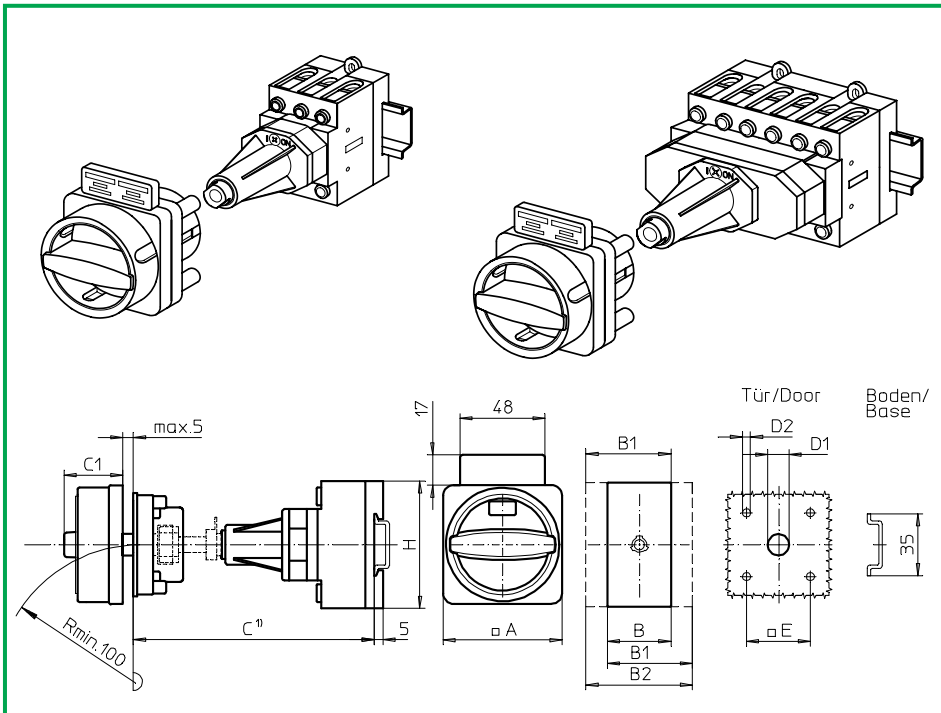
Product lines
H200-A/ -B/ -D

Base mounting switch

Door interlock
Metal shaft extension

Four hole mounting
36 x 36 mm front

483N1 (IP66)
483N4 (IP66)



Complete switch	Poles	Product line	Rated data (IEC 60947)			Order code number
			Operational current I _e	Operational power at 380–440 V		
			AC-21A A	AC-23A kW	AC-3 kW	
Main Switches OFF position padlockable 09h	3 ... 8	H200-A/ -D	20	5,5	3,7	H216 - 41 ... - 483N1
			25	7,5	5,5	H220 - 41 ... - 483N1
			32	11	7,5	H226 - 41 ... - 483N1
			40	15	11	H233 - 41 ... - 483N1
			63	22	18,5	H263 - 41 ... - 483N1
Main/Emergency-Off Switches OFF position padlockable 09h	3 ... 8	H200-A/ -D	20	5,5	3,7	H216 - 41 ... - 483N4
			25	7,5	5,5	H220 - 41 ... - 483N4
			32	11	7,5	H226 - 41 ... - 483N4
			40	15	11	H233 - 41 ... - 483N4
			63	22	18,5	H263 - 41 ... - 483N4

SMD modules for basic switch A02

Mounting form module for 483N.

H200-A
H200-B/ -D

BFA2 - 483
BFB2 - 483

N-padlock device 67 x 67 mm, mounting form 483N1
Escutcheon black, padlockable handle black

H200-A/ -B/ -D

2CN1

N-padlock device 67 x 67 mm, mounting form 483N4
Escutcheon yellow, padlockable handle red

2CN4

Additional top escutcheon plate

FAZ2 - 8041

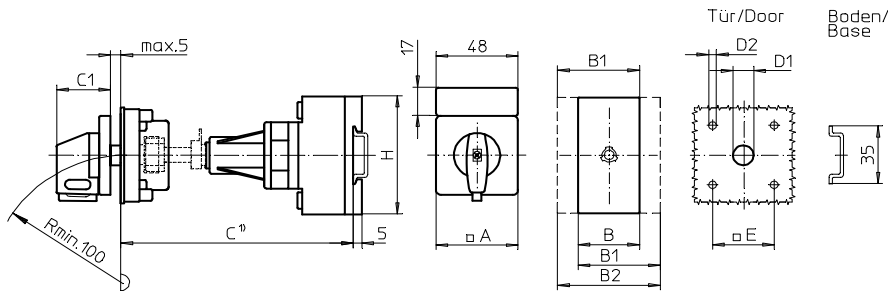
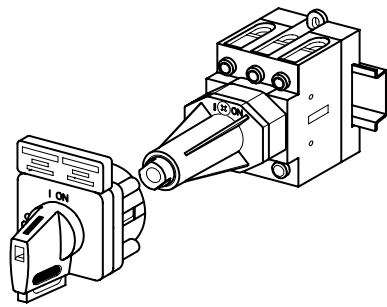
Dimensions (mm)

Product lines	A	B	B1	B2	C1	D1	D2	E	H
H200-A	67	36	48	60	33	15	4,5	36	70
H200-B	67	50	69	88	33	15	4,5	36	72
H200-D	67	72	84	96	33	15	4,5	36	70

C¹⁾ Internal depth, inside of door to top of DIN rail. Metal shaft is not included. Please order separately. See page B9-11.

Base Mounting Switches

sälzer



Product lines
H200-A/ -B

Base mounting switch

Door interlock
Metal shaft extension

Four hole mounting
36 x 36 mm front

483V1 (IP66)
483V4 (IP66)

Complete switch	Poles	Product line	Rated data (IEC 60947)			Order code number
			Operational current I _e	Operational power at 380–440 V		
			AC-21A A	AC-23A kW	AC-3 kW	
Main Switches OFF position padlockable 09h	3 ... 4	H200-A	20	5,5	3,7	H216 - 41 ... - 483V1
			25	7,5	5,5	H220 - 41 ... - 483V1
			32	11	7,5	H226 - 41 ... - 483V1
			40	15	11	H233 - 41 ... - 483V1
			63	22	18,5	H263 - 41 ... - 483V1
Main/Emergency-Off Switches OFF position padlockable 09h	3 ... 4	H200-A	20	5,5	3,7	H216 - 41 ... - 483V4
			25	7,5	5,5	H220 - 41 ... - 483V4
			32	11	7,5	H226 - 41 ... - 483V4
			40	15	11	H233 - 41 ... - 483V4
			63	22	18,5	H263 - 41 ... - 483V4

SMD modules for basic switch A02

Mounting form module for 483V.

H200-A
H200-B
H200-A/ -B

BFA2 - 481
BFB2 - 481
2AV1 - 09
FAS2 - 9078
2AV4 - 09
FBS2 - 9078
FAZ2 - 8041

V-operator module 48 x 48 mm, mounting form 483V1
Escutcheon black, handle black
Legend plate silver, operator module 483V1

V-operator module 48 x 48 mm, mounting form 483V4
Escutcheon black, handle red
Legend plate yellow, operator module 483V4
Additional top escutcheon plate

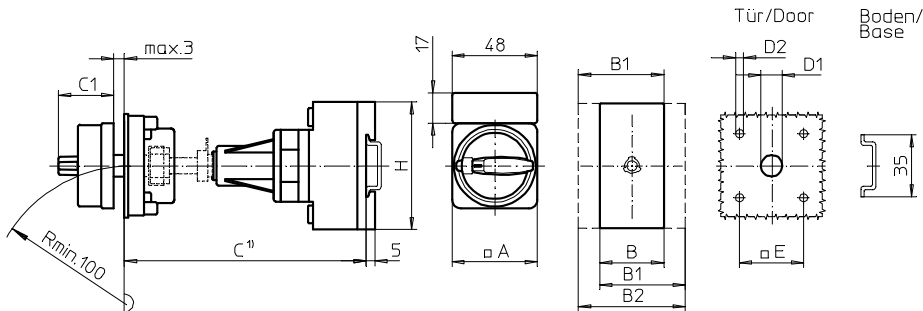
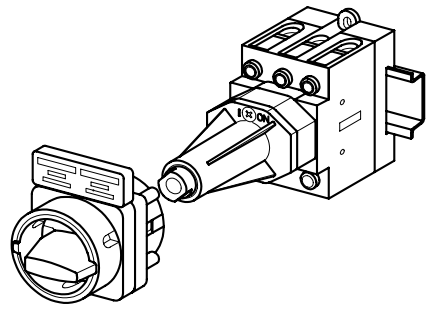
Dimensions (mm)

Product lines	A	B	B1	B2	C1	D1	D2	E	H
H200-A	48	36	48	60	32	15	4,5	36	70
H200-B	48	50	69	88	32	15	4,5	36	72

C¹) Internal depth, inside of door to top of DIN rail. Metal shaft is not included. Please order separately. See page B9-11.

Base Mounting Switches

sälzer



Product lines
H200-A/ -B

Base mounting switch

Door interlock
Metal shaft extension

Four hole mounting
36 x 36 mm front

435M1 (IP66)
435M4 (IP66)

Complete switch	Poles	Product line	Rated data (IEC 60947)			Order code number
			Operational current I _e	Operational power at 380–440 V		
			AC-21A A	AC-23A kW	AC-3 kW	
Main Switches OFF position padlockable 09h	3 ... 4	H200-A	20	5,5	3,7	H216 - 41 ... - 435M1
			25	7,5	5,5	H220 - 41 ... - 435M1
			32	11	7,5	H226 - 41 ... - 435M1
			40	15	11	H233 - 41 ... - 435M1
			63	22	18,5	H263 - 41 ... - 435M1
Main/Emergency-Off Switches OFF position padlockable 09h	3 ... 4	H200-A	20	5,5	3,7	H216 - 41 ... - 435M4
			25	7,5	5,5	H220 - 41 ... - 435M4
			32	11	7,5	H226 - 41 ... - 435M4
			40	15	11	H233 - 41 ... - 435M4
			63	22	18,5	H263 - 41 ... - 435M4
SMD modules for basic switch A02			H200-A			BFA2 - 481
			H200-B			BFB2 - 481
			H200-A/-B			2BM1
						2BM4
						FAZ2 - 8041

SMD modules for basic switch A02

Mounting form module for 435M.

M-padlock device 48 x 48 mm, mounting form 435M1
Escutcheon black, padlockable handle black

M-padlock device 48 x 48 mm, mounting form 435M4
Escutcheon yellow, padlockable handle red

Additional top escutcheon plate

H200-A
H200-B
H200-A/-B

BFA2 - 481
BFB2 - 481
2BM1
2BM4
FAZ2 - 8041

Dimensions (mm)

Product lines	A	B	B1	B2	C1	D1	D2	E	H
H200-A	48	36	48	60	31	15	4,5	36	70
H200-B	48	50	69	88	31	15	4,5	36	72

C¹⁾ Internal depth, inside of door to top of DIN rail. Metal shaft is not included. Please order separately. See page B9-11.

Base Mounting Switches

sälzer

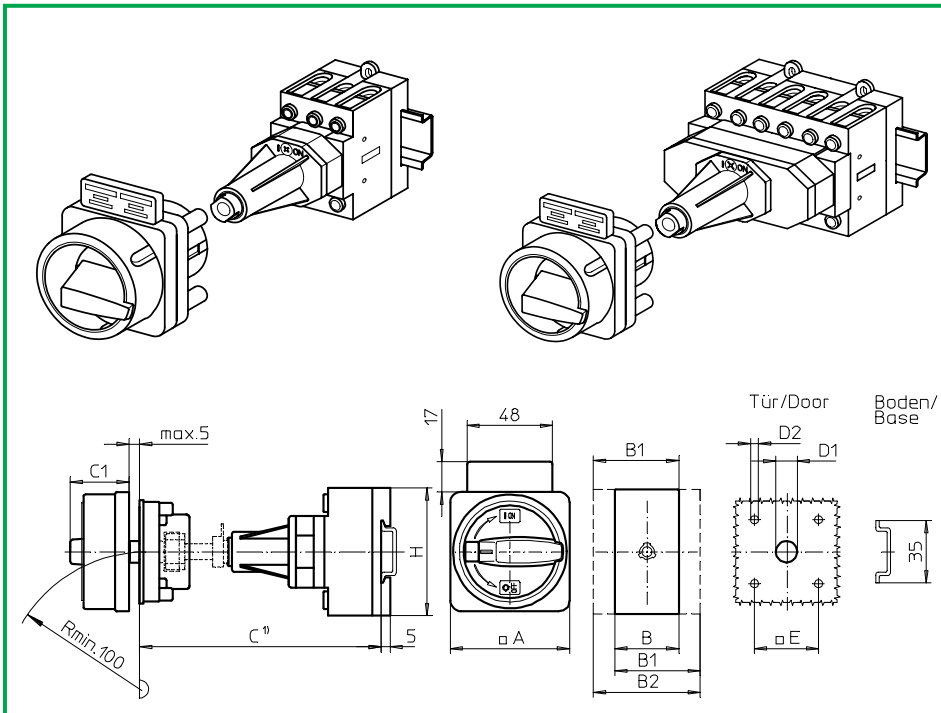
Product lines
H200-A/ -B/ -D

Base mounting switch
Operator module of next size

Door interlock
Metal shaft extension

Four hole mounting
48 x 48 mm front

484M1 (IP66)
484M4 (IP66)



Complete switch	Poles	Product line	Rated data (IEC 60947)			Order code number	
			Operational current I _e	Operational power at 380–440 V			
			AC-21A A	AC-23A kW	AC-3 kW		
Main Switches OFF position padlockable 09h	3 ... 8	H200-A/ -D	20	5,5	3,7	H216 - 41 ... - 484M1	
			25	7,5	5,5	H220 - 41 ... - 484M1	
			32	11	7,5	H226 - 41 ... - 484M1	
			40	15	11	H233 - 41 ... - 484M1	
			63	22	18,5	H263 - 41 ... - 484M1	
Main/Emergency-Off Switches OFF position padlockable 09h	3 ... 8	H200-A/ -D	20	5,5	3,7	H216 - 41 ... - 484M4	
			25	7,5	5,5	H220 - 41 ... - 484M4	
			32	11	7,5	H226 - 41 ... - 484M4	
			40	15	11	H233 - 41 ... - 484M4	
			63	22	18,5	H263 - 41 ... - 484M4	
SMD modules for basic switch A02			Mounting form module for 484M.			H200-A H200-B/ -D	BFA2 - 483 BFB2 - 483
			M-padlock device 67 x 67 mm, mounting form 484M1 Escutcheon black, padlockable handle black		H200-A/ -B/ -D	4BM1	
			M-padlock device 67 x 67 mm, mounting form 484M4 Escutcheon yellow, padlockable handle red			4BM4	
			Additional top escutcheon plate			FAZ2 - 8041	

Dimensions (mm)

Product lines	A	B	B1	B2	C1	D1	D2	E	H
H200-A	67	36	48	60	38	15	5	48	70
H200-B	67	50	69	88	38	15	5	48	72
H200-D	67	72	84	96	38	15	5	48	70

C¹) Internal depth, inside of door to top of DIN rail. Metal shaft is not included. Please order separately. See page B9-11.

Base Mounting Switches

sälzer

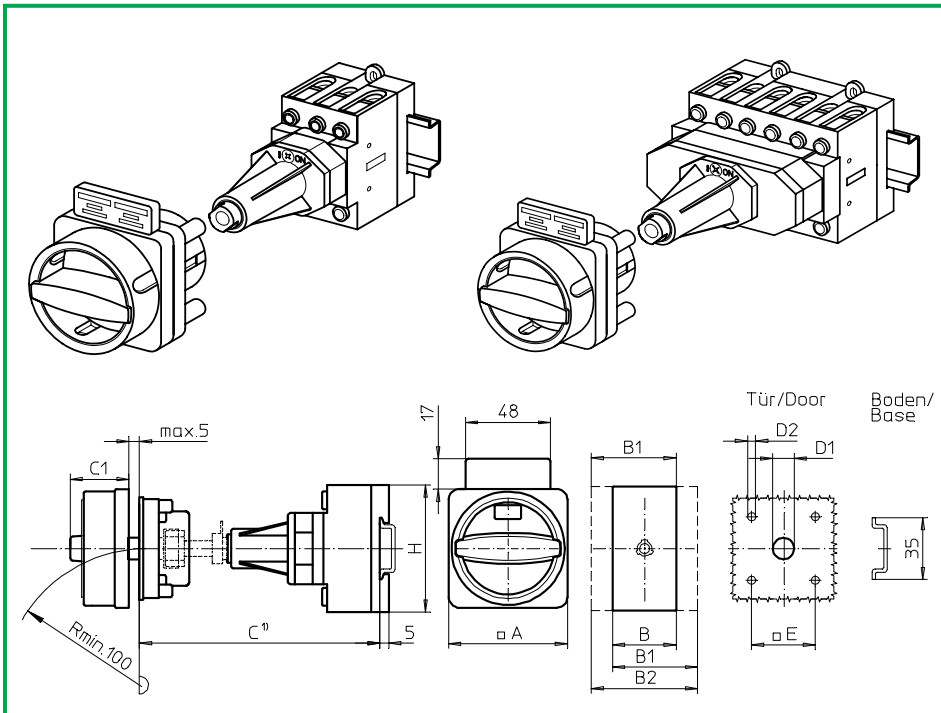
Product lines
H200-A/ -B/ -D

Base mounting switch
Operator module of next size

Door interlock
Metal shaft extension

Four hole mounting
48 x 48 mm front

484N1 (IP66)
484N4 (IP66)



Complete switch	Poles	Product line	Rated data (IEC 60947)			Order code number
			Operational current I _e	Operational power at 380–440 V		
			AC-21A A	AC-23A kW	AC-3 kW	
Main Switches OFF position padlockable 09h	3 ... 8	H200-A/ -D	20	5,5	3,7	H216 - 41 ... - 484N1
			25	7,5	5,5	H220 - 41 ... - 484N1
			32	11	7,5	H226 - 41 ... - 484N1
			40	15	11	H233 - 41 ... - 484N1
			63	22	18,5	H263 - 41 ... - 484N1
Main/Emergency-Off Switches OFF position padlockable 09h	3 ... 8	H200-A/ -D	20	5,5	3,7	H216 - 41 ... - 484N4
			25	7,5	5,5	H220 - 41 ... - 484N4
			32	11	7,5	H226 - 41 ... - 484N4
			40	15	11	H233 - 41 ... - 484N4
			63	22	18,5	H263 - 41 ... - 484N4

SMD modules for basic switch A02

Mounting form module for 484N.

H200-A
H200-B/ -D

BFA2 - 483
BFB2 - 483

N-padlock device 67 x 67 mm, mounting form 484N1
Escutcheon black, padlockable handle black

H200-A/ -B/ -D

4BN1

N-padlock device 67 x 67 mm, mounting form 484N4
Escutcheon yellow, padlockable handle red

4BN4

Additional top escutcheon plate

FAZ2 - 8041

Dimensions (mm)

Product lines	A	B	B1	B2	C1	D1	D2	E	H
H200-A	67	36	48	60	33	15	5	48	70
H200-B	67	50	69	88	33	15	5	48	72
H200-D	67	72	84	96	33	15	5	48	70

C¹⁾ Internal depth, inside of door to top of DIN rail. Metal shaft is not included. Please order separately. See page B9-11.

Base Mounting Switches

sälzer

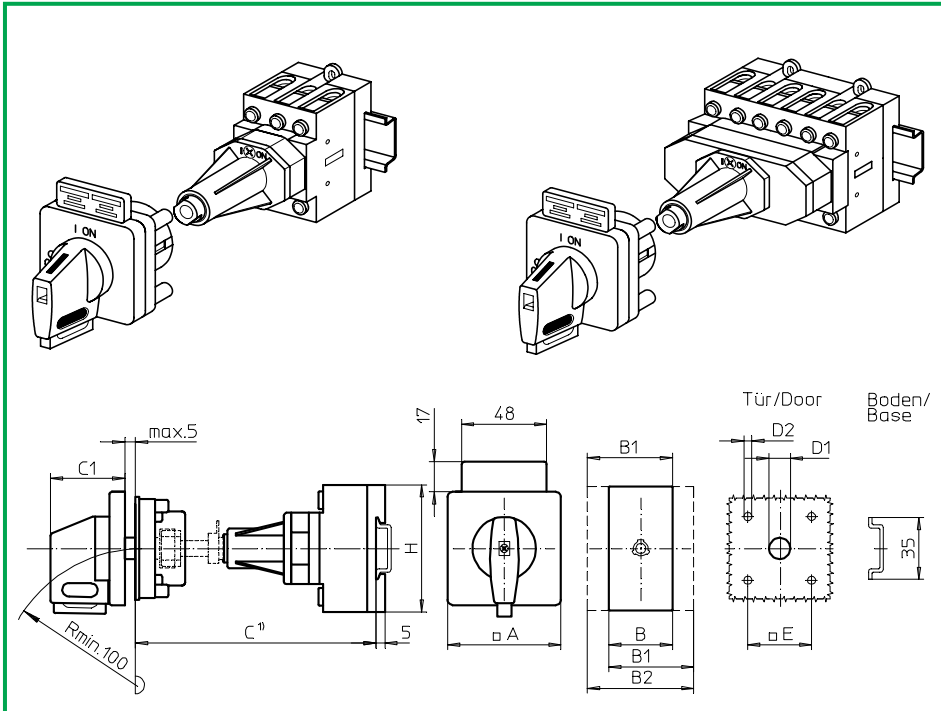
Product lines
H200-A/ -B/ -D

Base mounting switch
Operator module of next size

Door interlock
Metal shaft extension

Four hole mounting
48 x 48 mm front

484V1 (IP66)
484V4 (IP66)



Complete switch	Poles	Product line	Rated data (IEC 60947)			Order code number
			Operational current I _e	Operational power at 380–440 V		
			AC-21A A	AC-23A kW	AC-3 kW	
Main Switches OFF position padlockable 09h	3 ... 8	H200-A/ -D	20	5,5	3,7	H216 - 41 ... - 484V1
			25	7,5	5,5	H220 - 41 ... - 484V1
			32	11	7,5	H226 - 41 ... - 484V1
			40	15	11	H233 - 41 ... - 484V1
			63	22	18,5	H263 - 41 ... - 484V1
Main/Emergency-Off Switches OFF position padlockable 09h	3 ... 8	H200-A/ -D	20	5,5	3,7	H216 - 41 ... - 484V4
			25	7,5	5,5	H220 - 41 ... - 484V4
			32	11	7,5	H226 - 41 ... - 484V4
			40	15	11	H233 - 41 ... - 484V4
			63	22	18,5	H263 - 41 ... - 484V4

SMD modules for basic switch A02

Mounting form module for 484V.

H200-A
H200-B/ -D

BFA2 - 482
BFB2 - 482

V-operator module 64 x 64 mm, mounting form 484V1
Escutcheon black, handle black
Legend plate silver, operator module 484V1

H200-A/ -B/ -D

4AV1 - 09

V-operator module 64 x 64 mm, mounting form 484V4
Escutcheon black, handle red
Legend plate yellow, operator module 484V4
Additional top escutcheon plate

FAS4 - 9078
4AV4 - 09

FBS4 - 9078
FAZ2 - 8041

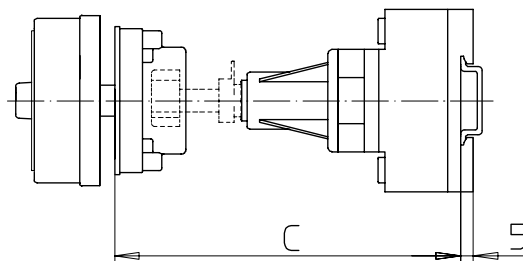
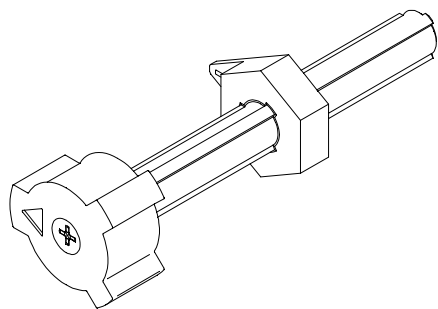
Dimensions (mm)

Product lines	A	B	B1	B2	C1	D1	D2	E	H
H200-A	64	36	48	60	39	15	5	48	70
H200-B	64	50	69	88	39	15	5	48	72
H200-D	64	72	84	96	39	15	5	48	70

C¹) Internal depth, inside of door to top of DIN rail. Metal shaft is not included. Please order separately. See page B9-11.

Metal Shaft Extension

sälzer



Product lines
H200-A/ -B/ -D/ -E

Base mounting switch

Door interlock
Metal shaft extension

Four hole mounting
Front

AVB8 - . . .

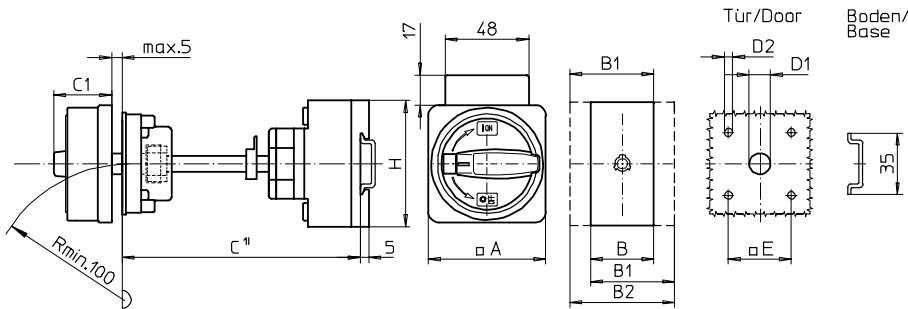
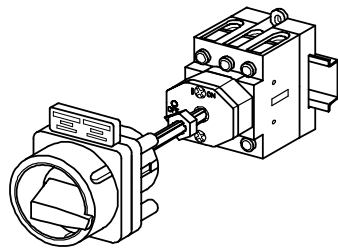
Metal shaft extension for use with door interlock and four hole mounting front

Dimension C (internal depth, inside of door to top of DIN rail)

H200-A/ -B	H200-D/ -E	Order code number
140 . . . 164 mm	148 . . . 172 mm	AVB8 - 065
165 . . . 189 mm	173 . . . 197 mm	AVB8 - 090
190 . . . 214 mm	198 . . . 222 mm	AVB8 - 115
215 . . . 239 mm	223 . . . 247 mm	AVB8 - 140
240 . . . 264 mm	248 . . . 272 mm	AVB8 - 165
265 . . . 289 mm	273 . . . 297 mm	AVB8 - 190
290 . . . 314 mm	298 . . . 322 mm	AVB8 - 215
315 . . . 339 mm	323 . . . 347 mm	AVB8 - 240
340 . . . 364 mm	348 . . . 372 mm	AVB8 - 265
365 . . . 389 mm	373 . . . 397 mm	AVB8 - 290
390 . . . 414 mm	398 . . . 422 mm	AVB8 - 315
415 . . . 439 mm	423 . . . 447 mm	AVB8 - 340
440 . . . 464 mm	448 . . . 472 mm	AVB8 - 365
465 . . . 489 mm	473 . . . 497 mm	AVB8 - 390
490 . . . 514 mm	498 . . . 522 mm	AVB8 - 415
515 . . . 539 mm	523 . . . 547 mm	AVB8 - 440
540 . . . 564 mm	548 . . . 572 mm	AVB8 - 465
565 . . . 589 mm	573 . . . 597 mm	AVB8 - 490
590 . . . 614 mm	598 . . . 622 mm	AVB8 - 515
615 . . . 639 mm	623 . . . 649 mm	AVB8 - 540

Base Mounting Switches

sälzer



Product lines
H200-A/ -B

Base mounting switch

Door interlock

Metal shaft extension with fixed metal shaft, C = 100 mm

Four hole mounting

36 x 36 mm front

486M1 (IP66)

486M4 (IP66)

Complete switch	Poles	Product line	Rated data (IEC 60947)			Order code number
			Operational current I _e	Operational power at 380–440 V		
			AC-21A A	AC-23A kW	AC-3 kW	
Main Switches OFF position padlockable 09h	3 ... 4	H200-A	20	5,5	3,7	H216 - 41 ... - 486M1
			25	7,5	5,5	H220 - 41 ... - 486M1
			32	11	7,5	H226 - 41 ... - 486M1
			40	15	11	H233 - 41 ... - 486M1
			63	22	18,5	H263 - 41 ... - 486M1
Main/Emergency-Off Switches OFF position padlockable 09h	3 ... 4	H200-A	20	5,5	3,7	H216 - 41 ... - 486M4
			25	7,5	5,5	H220 - 41 ... - 486M4
			32	11	7,5	H226 - 41 ... - 486M4
			40	15	11	H233 - 41 ... - 486M4
			63	22	18,5	H263 - 41 ... - 486M4

SMD modules for basic switch A02

Mounting form module for 486M.

H200-A
H200-B

BFA2 - 486
BFB2 - 486

M-padlock device 67 x 67 mm, mounting form 486M1
Escutcheon black, padlockable handle black

H200-A/ -B

2CM1

M-padlock device 67 x 67 mm, mounting form 486M4
Escutcheon yellow, padlockable handle red

2CM4

Additional top escutcheon plate

FAZ2 - 8041

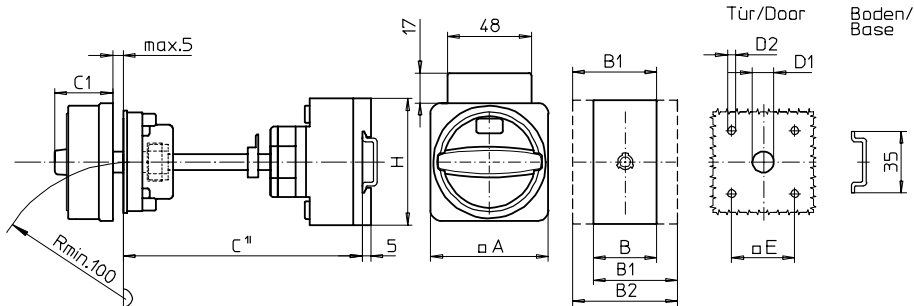
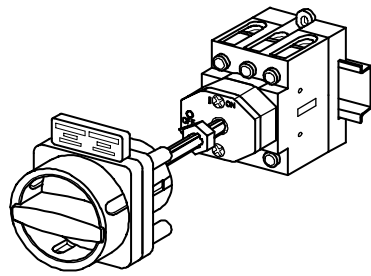
Dimensions (mm)

Product lines	A	B	B1	B2	C	C1	D1	D2	E	H
H200-A	67	36	48	60	100	38	15	4,5	36	70
H200-B	67	50	69	88	100	38	15	4,5	36	72

C¹⁾ Internal depth, inside of door to top of DIN rail.

Base Mounting Switches

sälzer



Product lines
H200-A/ -B

Base mounting switch

Door interlock

Metal shaft extension with fixed metal shaft, C = 100 mm

Four hole mounting

36 x 36 mm front

486N1 (IP66)

486N4 (IP66)

Complete switch	Poles	Product line	Rated data (IEC 60947)			Order code number					
			Operational current I _e	Operational power at 380–440 V							
			AC-21A A	AC-23A kW	AC-3 kW						
Main Switches OFF position padlockable 09h	3 ... 4	H200-A	20	5,5	3,7	H216 - 41 ... - 486N1					
			25	7,5	5,5	H220 - 41 ... - 486N1					
			32	11	7,5	H226 - 41 ... - 486N1					
			40	15	11	H233 - 41 ... - 486N1					
			63	22	18,5	H263 - 41 ... - 486N1					
Main/Emergency-Off Switches OFF position padlockable 09h	3 ... 4	H200-A	20	5,5	3,7	H216 - 41 ... - 486N4					
			25	7,5	5,5	H220 - 41 ... - 486N4					
			32	11	7,5	H226 - 41 ... - 486N4					
			40	15	11	H233 - 41 ... - 486N4					
			63	22	18,5	H263 - 41 ... - 486N4					
SMD modules for basic switch A02											
Mounting form module for 486N.			H200-A H200-B			BFA2 - 486 BFB2 - 486					
N-padlock device 67 x 67 mm, mounting form 486N1 Escutcheon black, padlockable handle black			H200-A/-B			2CN1					
N-padlock device 67 x 67 mm, mounting form 486N4 Escutcheon yellow, padlockable handle red						2CN4					
Additional top escutcheon plate						FAZ2 - 8041					
Dimensions (mm)											
Product lines	A	B	B1	B2	C	C1	D1	D2	E	H	
H200-A	67	36	48	60	100	33	15	4,5	36	70	
H200-B	67	50	69	88	100	33	15	4,5	36	72	
C ¹⁾ Internal depth, inside of door to top of DIN rail.											

Base Mounting Switches

sälzer

Product lines
H200-A/ -B/ -D

Base mounting switch

Door interlock

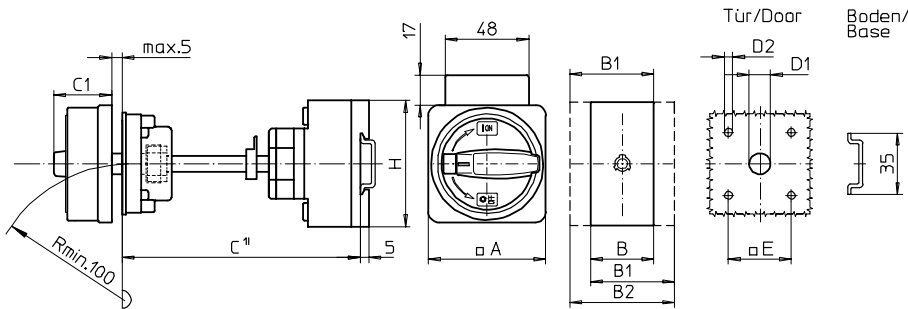
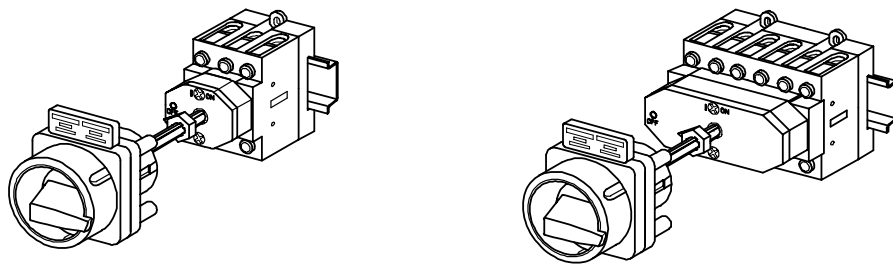
Metal shaft extension with fixed metal shaft, C = 105 mm

Four hole mounting

36 x 36 mm front

487M1 (IP66)

487M4 (IP66)



Complete switch	Poles	Product line	Rated data (IEC 60947)			Order code number
			Operational current I _e	Operational power at 380–440 V		
			AC-21A A	AC-23A kW	AC-3 kW	
Main Switches OFF position padlockable 09h	3 ... 8	H200-A/ -D	20	5,5	3,7	H216 - 41 ... - 487M1
			25	7,5	5,5	H220 - 41 ... - 487M1
			32	11	7,5	H226 - 41 ... - 487M1
			40	15	11	H233 - 41 ... - 487M1
			63	22	18,5	H263 - 41 ... - 487M1
Main/Emergency-Off Switches OFF position padlockable 09h	3 ... 8	H200-A/ -D	20	5,5	3,7	H216 - 41 ... - 487M4
			25	7,5	5,5	H220 - 41 ... - 487M4
			32	11	7,5	H226 - 41 ... - 487M4
			40	15	11	H233 - 41 ... - 487M4
			63	22	18,5	H263 - 41 ... - 487M4
	3 ... 4	H200-B				

SMD modules for basic switch A02

Mounting form module for 487M.

H200-A
H200-B
H200-D

BFA2 - 487
BFB2 - 487
BFC2 - 487

M-padlock device 67 x 67 mm, mounting form 487M1
Escutcheon black, padlockable handle black

H200-A/ -B/ -D

2CM1

M-padlock device 67 x 67 mm, mounting form 487M4
Escutcheon yellow, padlockable handle red

2CM4

Additional top escutcheon plate

FAZ2 - 8041

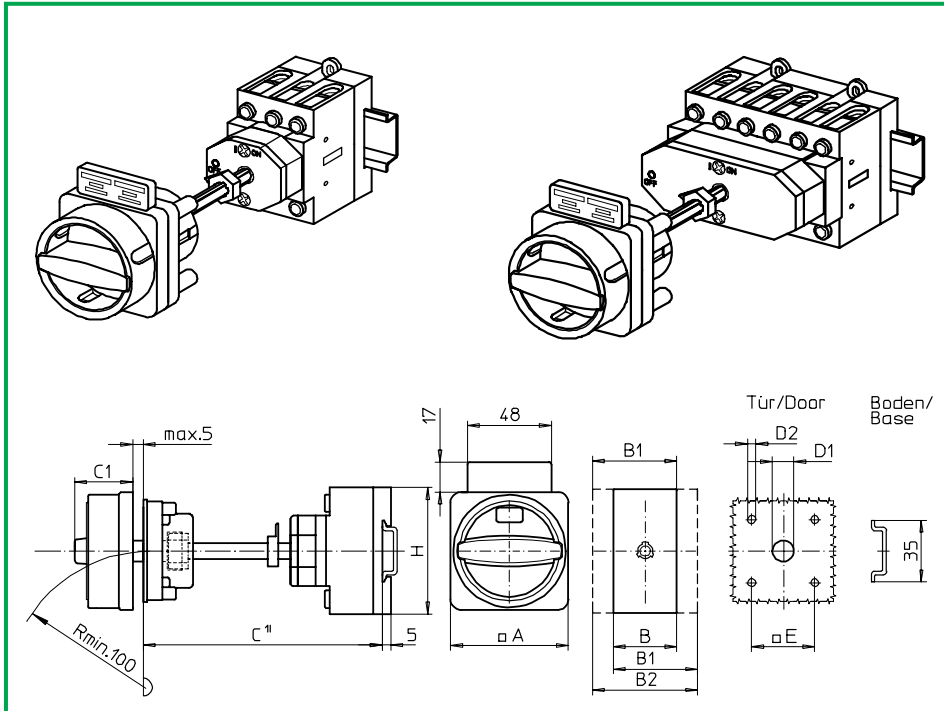
Dimensions (mm)

Product lines	A	B	B1	B2	C	C1	D1	D2	E	H
H200-A	67	36	48	60	105	38	15	4,5	36	70
H200-B	67	50	69	88	105	38	15	4,5	36	72
H200-D	67	72	84	96	105	38	15	4,5	36	70

C¹) Internal depth, inside of door to top of DIN rail.

Base Mounting Switches

sälzer



Product lines
H200-A/ -B/ -D

Base mounting switch

Door interlock

Metal shaft extension with fixed metal shaft, C = 105 mm

Four hole mounting

36 x 36 mm front

487N1 (IP66)

487N4 (IP66)

Complete switch	Poles	Product line	Rated data (IEC 60947)			Order code number
			Operational current I _e	Operational power at 380–440 V		
			AC-21A A	AC-23A kW	AC-3 kW	
Main Switches OFF position padlockable 09h	3 ... 8	H200-A/ -D	20	5,5	3,7	H216 - 41 ... - 487N1
			25	7,5	5,5	H220 - 41 ... - 487N1
			32	11	7,5	H226 - 41 ... - 487N1
			40	15	11	H233 - 41 ... - 487N1
			63	22	18,5	H263 - 41 ... - 487N1
Main/Emergency-Off Switches OFF position padlockable 09h	3 ... 8	H200-A/ -D	20	5,5	3,7	H216 - 41 ... - 487N4
			25	7,5	5,5	H220 - 41 ... - 487N4
			32	11	7,5	H226 - 41 ... - 487N4
			40	15	11	H233 - 41 ... - 487N4
			63	22	18,5	H263 - 41 ... - 487N4
	3 ... 4	H200-B				

SMD modules for basic switch A02

Mounting form module for 487N.

H200-A
H200-B
H200-D

BFA2 - 487
BFB2 - 487
BFC2 - 487

N-padlock device 67 x 67 mm, mounting form 487N1
Escutcheon black, padlockable handle black

H200-A/ -B/ -D

2CN1

N-padlock device 67 x 67 mm, mounting form 487N4
Escutcheon yellow, padlockable handle red

2CN4

Additional top escutcheon plate

FAZ2 - 8041

Dimensions (mm)

Product lines	A	B	B1	B2	C	C1	D1	D2	E	H
H200-A	67	36	48	60	105	33	15	4,5	36	70
H200-B	67	50	69	88	105	33	15	4,5	36	72
H200-D	67	72	84	96	105	33	15	4,5	36	70

C¹⁾ Internal depth, inside of door to top of DIN rail.

Base Mounting Switches

sälzer

Product lines
H200-A/ -B/ -D

Base mounting switch

Door interlock

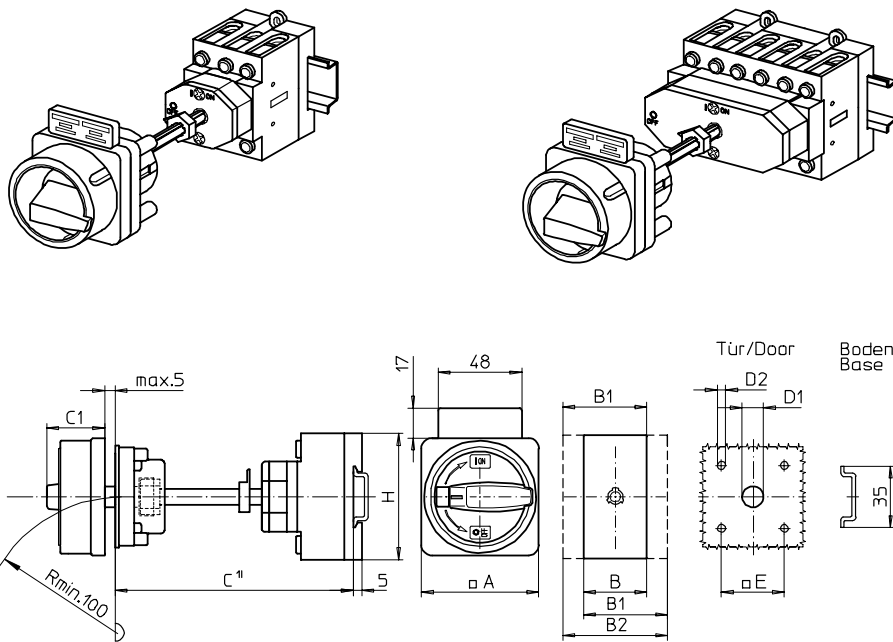
Metal shaft extension with fixed metal shaft, C = 110 mm

Four hole mounting

36 x 36 mm front

488M1 (IP66)

488M4 (IP66)



Complete switch	Poles	Product line	Rated data (IEC 60947)			Order code number
			Operational current I _e	Operational power at 380–440 V		
			AC-21A A	AC-23A kW	AC-3 kW	
Main Switches OFF position padlockable 09h	3 ... 8	H200-A/ -D	20	5,5	3,7	H216 - 41 ... - 488M1
			25	7,5	5,5	H220 - 41 ... - 488M1
			32	11	7,5	H226 - 41 ... - 488M1
			40	15	11	H233 - 41 ... - 488M1
			63	22	18,5	H263 - 41 ... - 488M1
Main/Emergency-Off Switches OFF position padlockable 09h	3 ... 8	H200-A/ -D	20	5,5	3,7	H216 - 41 ... - 488M4
			25	7,5	5,5	H220 - 41 ... - 488M4
			32	11	7,5	H226 - 41 ... - 488M4
			40	15	11	H233 - 41 ... - 488M4
			63	22	18,5	H263 - 41 ... - 488M4
	3 ... 4	H200-B				

SMD modules for basic switch A02

Mounting form module for 488M.

H200-A
H200-B
H200-D

BFA2 - 488
BFB2 - 488
BFC2 - 488

M-padlock device 67 x 67 mm, mounting form 488M1
Escutcheon black, padlockable handle black

H200-A/ -B/ -D

2CM1

M-padlock device 67 x 67 mm, mounting form 488M4
Escutcheon yellow, padlockable handle red

2CM4

Additional top escutcheon plate

FAZ2 - 8041

Dimensions (mm)

Product lines	A	B	B1	B2	C	C1	D1	D2	E	H
H200-A	67	36	48	60	110	38	15	4,5	36	70
H200-B	67	50	69	88	110	38	15	4,5	36	72
H200-D	67	72	84	96	110	38	15	4,5	36	70

C¹⁾ Internal depth, inside of door to top of DIN rail.

Base Mounting Switches

sälzer

Product lines
H200-A/ -B/ -D

Base mounting switch

Door interlock

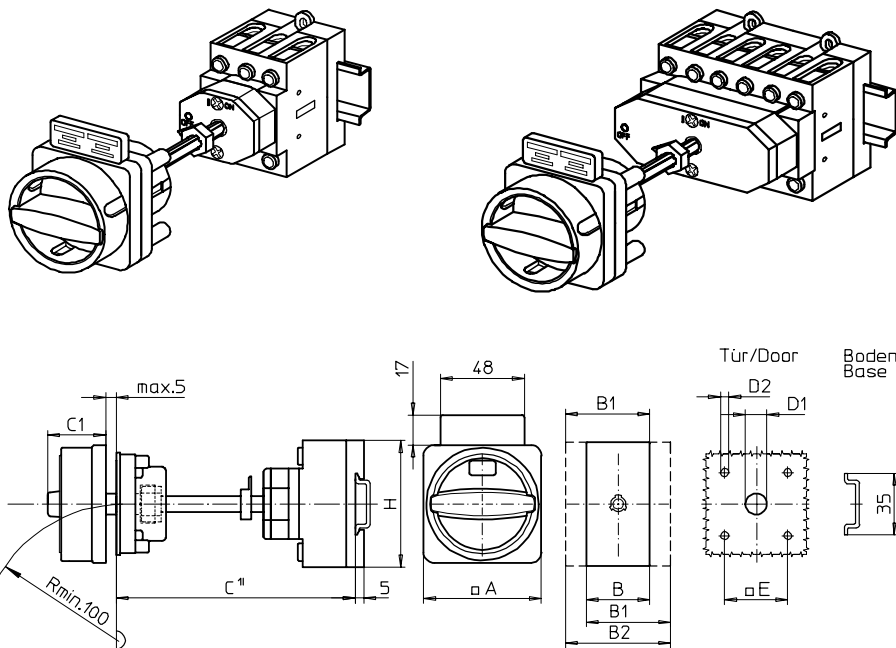
Metal shaft extension with fixed metal shaft, C = 110 mm

Four hole mounting

36 x 36 mm front

488N1 (IP66)

488N4 (IP66)



Complete switch	Poles	Product line	Rated data (IEC 60947)			Order code number
			Operational current I _e	Operational power at 380–440 V		
			AC-21A A	AC-23A kW	AC-3 kW	
Main Switches OFF position padlockable 09h	3 ... 8	H200-A/ -D	20	5,5	3,7	H216 - 41 ... - 488N1
			25	7,5	5,5	H220 - 41 ... - 488N1
			32	11	7,5	H226 - 41 ... - 488N1
			40	15	11	H233 - 41 ... - 488N1
			63	22	18,5	H263 - 41 ... - 488N1
Main/Emergency-Off Switches OFF position padlockable 09h	3 ... 8	H200-A/ -D	20	5,5	3,7	H216 - 41 ... - 488N4
			25	7,5	5,5	H220 - 41 ... - 488N4
			32	11	7,5	H226 - 41 ... - 488N4
			40	15	11	H233 - 41 ... - 488N4
			63	22	18,5	H263 - 41 ... - 488N4

SMD modules for basic switch A02

Mounting form module for 488N.

H200-A
H200-B
H200-D

BFA2 - 488
BFB2 - 488
BFC2 - 488

N-padlock device 67 x 67 mm, mounting form 488N1
Escutcheon black, padlockable handle black

H200-A/ -B/ -D

2CN1

N-padlock device 67 x 67 mm, mounting form 488N4
Escutcheon yellow, padlockable handle red

2CN4

Additional top escutcheon plate

FAZ2 - 8041

Dimensions (mm)

Product lines	A	B	B1	B2	C	C1	D1	D2	E	H
H200-A	67	36	48	60	110	33	15	4,5	36	70
H200-B	67	50	69	88	110	33	15	4,5	36	72
H200-D	67	72	84	96	110	33	15	4,5	36	70

C¹⁾ Internal depth, inside of door to top of DIN rail.

Base Mounting Switches

sälzer

Product lines
H200-A/ -B/ -D

Base mounting switch

Door interlock

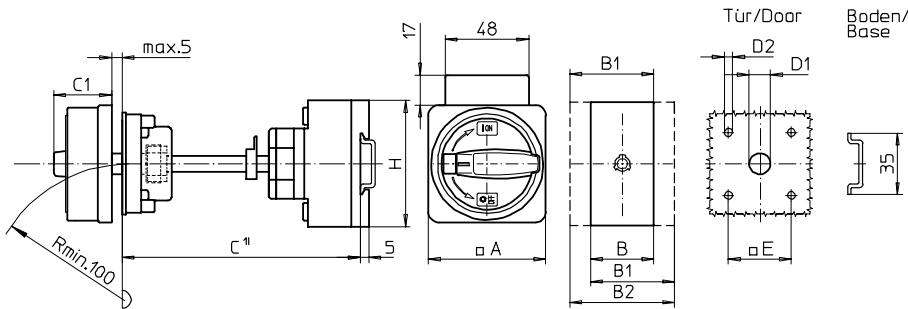
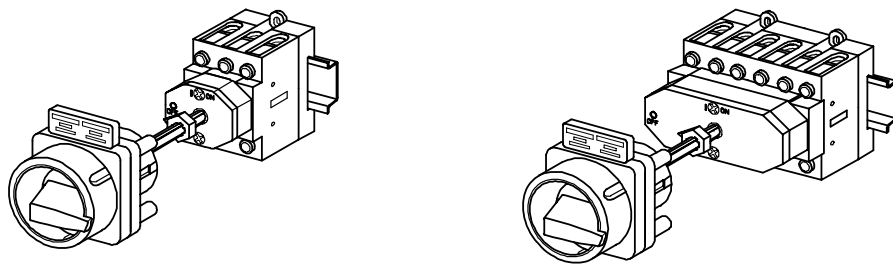
Metal shaft extension with fixed metal shaft, C = 115 mm

Four hole mounting

36 x 36 mm front

489M1 (IP66)

489M4 (IP66)



Complete switch	Poles	Product line	Rated data (IEC 60947)			Order code number
			Operational current I _e	Operational power at 380–440 V		
			AC-21A A	AC-23A kW	AC-3 kW	
Main Switches OFF position padlockable 09h	3 ... 8	H200-A/ -D	20	5,5	3,7	H216 - 41 ... - 489M1
			25	7,5	5,5	H220 - 41 ... - 489M1
			32	11	7,5	H226 - 41 ... - 489M1
			40	15	11	H233 - 41 ... - 489M1
	3 ... 4	H200-B	63	18,5	15	H263 - 41 ... - 489M1
Main/Emergency-Off Switches OFF position padlockable 09h	3 ... 8	H200-A/ -D	20	5,5	3,7	H216 - 41 ... - 489M4
			25	7,5	5,5	H220 - 41 ... - 489M4
			32	11	7,5	H226 - 41 ... - 489M4
			40	15	11	H233 - 41 ... - 489M4
	3 ... 4	H200-B	63	22	18,5	H263 - 41 ... - 489M4

SMD modules for basic switch A02

Mounting form module for 489M.

H200-A
H200-B
H200-D

BFA2 - 489
BFB2 - 489
BFC2 - 489

M-padlock device 67 x 67 mm, mounting form 489M1
Escutcheon black, padlockable handle black

H200-A/ -B/ -D

2CM1

M-padlock device 67 x 67 mm, mounting form 489M4
Escutcheon yellow, padlockable handle red

2CM4

Additional top escutcheon plate

FAZ2 - 8041

Dimensions (mm)

Product lines	A	B	B1	B2	C	C1	D1	D2	E	H
H200-A	67	36	48	60	115	38	15	4,5	36	70
H200-B	67	50	69	88	115	38	15	4,5	36	72
H200-D	67	72	84	96	115	38	15	4,5	36	70

C¹) Internal depth, inside of door to top of DIN rail.

Base Mounting Switches

sälzer

Product lines
H200-A/ -B/ -D

Base mounting switch

Door interlock

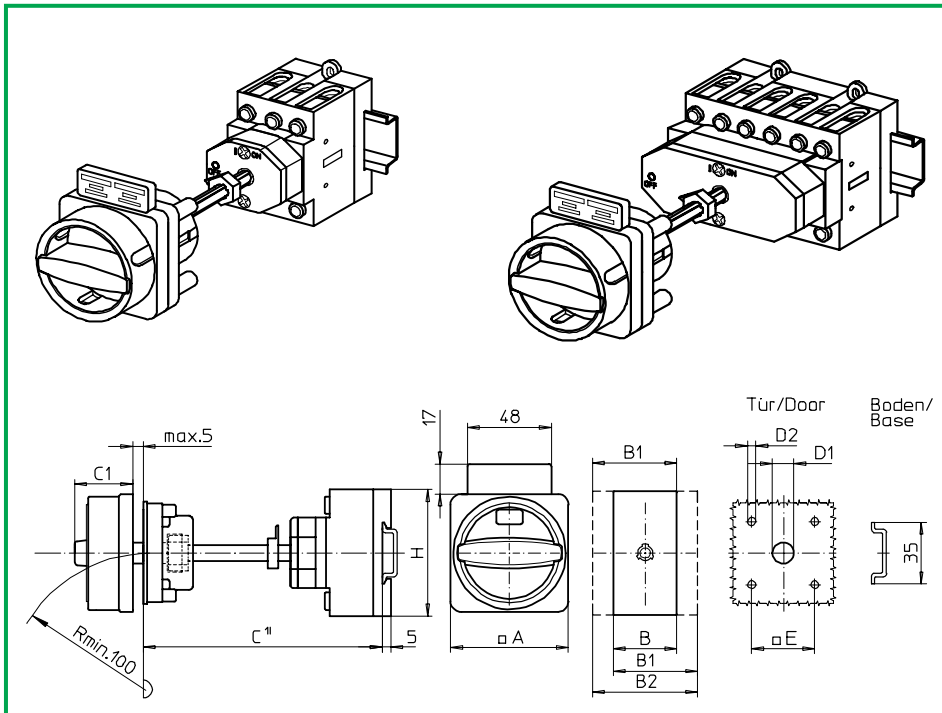
Metal shaft extension with fixed metal shaft, C = 115 mm

Four hole mounting

36 x 36 mm front

489N1 (IP66)

489N4 (IP66)



Complete switch	Poles	Product line	Rated data (IEC 60947)			Order code number
			Operational current I _e	Operational power at 380–440 V		
			AC-21A A	AC-23A kW	AC-3 kW	
Main Switches OFF position padlockable 09h	3 ... 8	H200-A/ -D	20	5,5	3,7	H216 - 41 ... - 489N1
			25	7,5	5,5	H220 - 41 ... - 489N1
			32	11	7,5	H226 - 41 ... - 489N1
			40	15	11	H233 - 41 ... - 489N1
			63	22	18,5	H263 - 41 ... - 489N1
Main/Emergency-Off Switches OFF position padlockable 09h	3 ... 8	H200-A/ -D	20	5,5	3,7	H216 - 41 ... - 489N4
			25	7,5	5,5	H220 - 41 ... - 489N4
			32	11	7,5	H226 - 41 ... - 489N4
			40	15	11	H233 - 41 ... - 489N4
			63	22	18,5	H263 - 41 ... - 489N4
	3 ... 4	H200-B				

SMD modules for basic switch A02		
Mounting form module for 489N.	H200-A H200-B H200-D	BFA2 - 489 BFB2 - 489 BFC2 - 489
N-padlock device 67 x 67 mm, mounting form 489N1 Escutcheon black, padlockable handle black	H200-A/ -B/ -D	2CN1
N-padlock device 67 x 67 mm, mounting form 489N4 Escutcheon yellow, padlockable handle red		2CN4
Additional top escutcheon plate		FAZ2 - 8041

Dimensions (mm)										
Product lines	A	B	B1	B2	C	C1	D1	D2	E	H
H200-A	67	36	48	60	115	33	15	4,5	36	70
H200-B	67	50	69	88	115	33	15	4,5	36	72
H200-D	67	72	84	96	115	33	15	4,5	36	70

C¹) Internal depth, inside of door to top of DIN rail.

Base Mounting Switches

sälzer

Product lines
H200-A/ -B/ -D

Base mounting switch

Door interlock

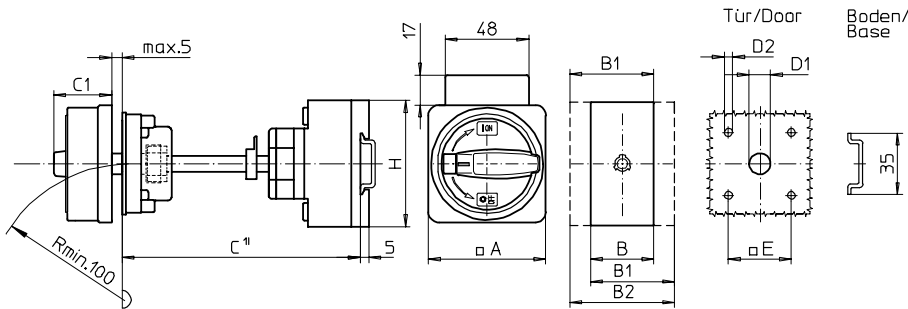
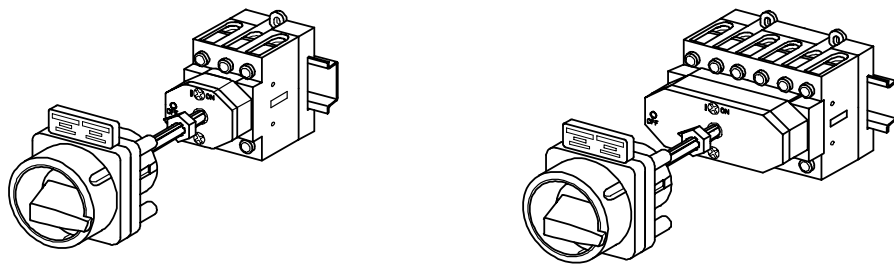
Metal shaft extension with fixed metal shaft, C = 120 mm

Four hole mounting

36 x 36 mm front

490M1 (IP66)

490M4 (IP66)



Complete switch	Poles	Product line	Rated data (IEC 60947)			Order code number
			Operational current I _e	Operational power at 380–440 V		
			AC-21A A	AC-23A kW	AC-3 kW	
Main Switches OFF position padlockable 09h	3 ... 8	H200-A/ -D	20	5,5	3,7	H216 - 41 ... - 490M1
			25	7,5	5,5	H220 - 41 ... - 490M1
			32	11	7,5	H226 - 41 ... - 490M1
			40	15	11	H233 - 41 ... - 490M1
			63	22	18,5	H263 - 41 ... - 490M1
Main/Emergency-Off Switches OFF position padlockable 09h	3 ... 8	H200-A/ -D	20	5,5	3,7	H216 - 41 ... - 490M4
			25	7,5	5,5	H220 - 41 ... - 490M4
			32	11	7,5	H226 - 41 ... - 490M4
			40	15	11	H233 - 41 ... - 490M4
			63	22	18,5	H263 - 41 ... - 490M4
	3 ... 4	H200-B				

SMD modules for basic switch A02

Mounting form module for 490M.

H200-A
H200-B
H200-D

BFA2 - 490
BFB2 - 490
BFC2 - 490

M-padlock device 67 x 67 mm, mounting form 490M1
Escutcheon black, padlockable handle black

H200-A/ -B/ -D

2CM1

M-padlock device 67 x 67 mm, mounting form 490M4
Escutcheon yellow, padlockable handle red

2CM4

Additional top escutcheon plate

FAZ2 - 8041

Dimensions (mm)

Product lines	A	B	B1	B2	C	C1	D1	D2	E	H
H200-A	67	36	48	60	120	38	15	4,5	36	70
H200-B	67	50	69	88	120	38	15	4,5	36	72
H200-D	67	72	84	96	120	38	15	4,5	36	70

C¹) Internal depth, inside of door to top of DIN rail.

Base Mounting Switches

sälzer

Product lines
H200-A/ -B/ -D

Base mounting switch

Door interlock

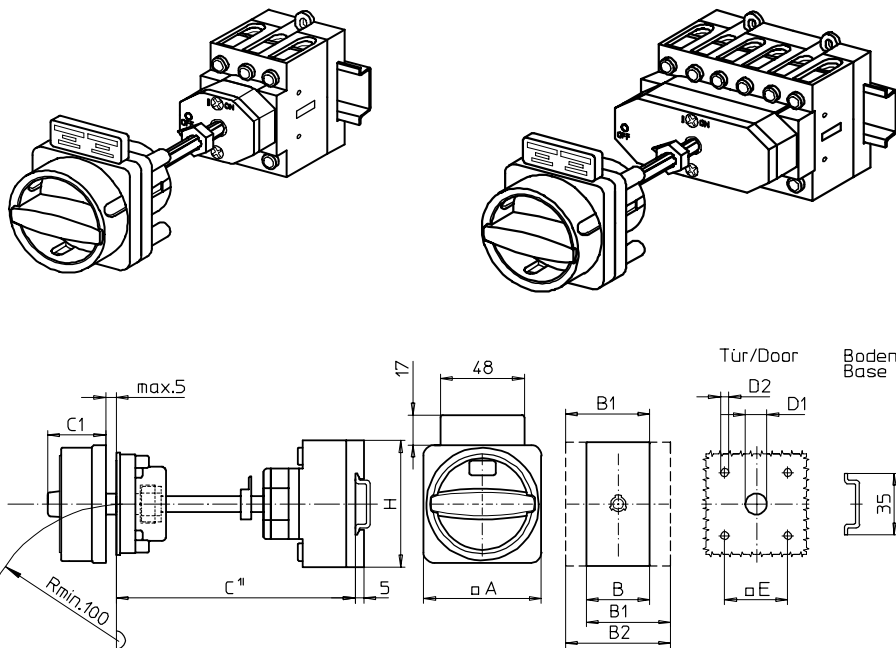
Metal shaft extension with fixed metal shaft, C = 120 mm

Four hole mounting

36 x 36 mm front

490N1 (IP66)

490N4 (IP66)



Complete switch	Poles	Product line	Rated data (IEC 60947)			Order code number
			Operational current I _e	Operational power at 380–440 V		
			AC-21A A	AC-23A kW	AC-3 kW	
Main Switches OFF position padlockable 09h	3 ... 8	H200-A/ -D	20	5,5	3,7	H216 - 41 ... - 490N1
			25	7,5	5,5	H220 - 41 ... - 490N1
			32	11	7,5	H226 - 41 ... - 490N1
			40	15	11	H233 - 41 ... - 490N1
			63	22	18,5	H263 - 41 ... - 490N1
Main/Emergency-Off Switches OFF position padlockable 09h	3 ... 8	H200-A/ -D	20	5,5	3,7	H216 - 41 ... - 490N4
			25	7,5	5,5	H220 - 41 ... - 490N4
			32	11	7,5	H226 - 41 ... - 490N4
			40	15	11	H233 - 41 ... - 490N4
			63	22	18,5	H263 - 41 ... - 490N4
	3 ... 4	H200-B				

SMD modules for basic switch A02

Mounting form module for 490N.

H200-A
H200-B
H200-D

BFA2 - 490
BFB2 - 490
BFC2 - 490

N-padlock device 67 x 67 mm, mounting form 490N1
Escutcheon black, padlockable handle black

H200-A/ -B/ -D

2CN1

N-padlock device 67 x 67 mm, mounting form 490N4
Escutcheon yellow, padlockable handle red

2CN4

Additional top escutcheon plate

FAZ2 - 8041

Dimensions (mm)

Product lines	A	B	B1	B2	C	C1	D1	D2	E	H
H200-A	67	36	48	60	120	33	15	4,5	36	70
H200-B	67	50	69	88	120	33	15	4,5	36	72
H200-D	67	72	84	96	120	33	15	4,5	36	70

C¹⁾ Internal depth, inside of door to top of DIN rail.

Base Mounting Switches

sälzer

Product lines
H200-A/ -B/ -D

Base mounting switch

Door interlock

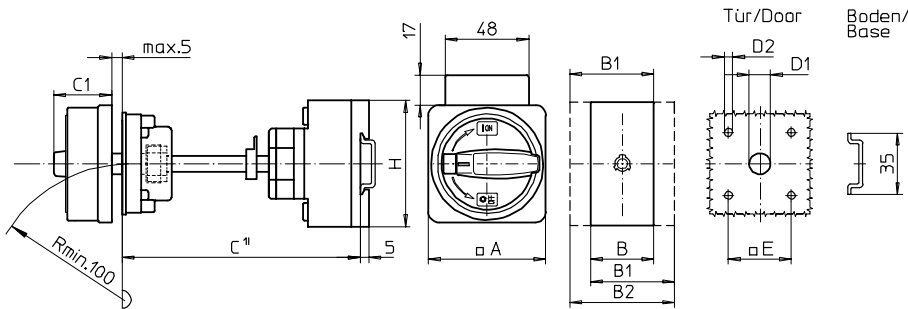
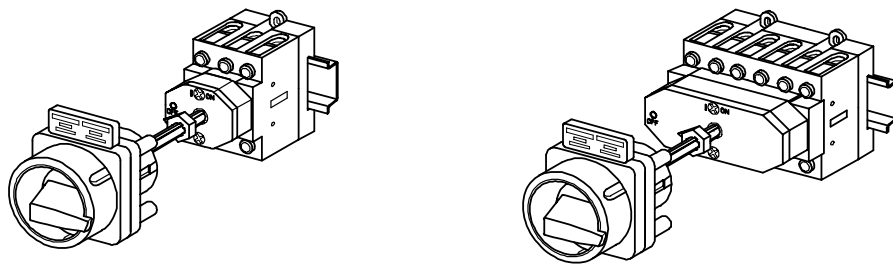
Metal shaft extension with fixed metal shaft, C =125 mm

Four hole mounting

36 x 36 mm front

491M1 (IP66)

491M4 (IP66)



Complete switch	Poles	Product line	Rated data (IEC 60947)			Order code number
			Operational current I _e	Operational power at 380–440 V		
			AC-21A A	AC-23A kW	AC-3 kW	
Main Switches OFF position padlockable 09h	3 ... 8	H200-A/ -D	20	5,5	3,7	H216 - 41 ... - 491M1
			25	7,5	5,5	H220 - 41 ... - 491M1
			32	11	7,5	H226 - 41 ... - 491M1
			40	15	11	H233 - 41 ... - 491M1
			63	22	18,5	H263 - 41 ... - 491M1
Main/Emergency-Off Switches OFF position padlockable 09h	3 ... 8	H200-A/ -D	20	5,5	3,7	H216 - 41 ... - 491M4
			25	7,5	5,5	H220 - 41 ... - 491M4
			32	11	7,5	H226 - 41 ... - 491M4
			40	15	11	H233 - 41 ... - 491M4
			63	22	18,5	H263 - 41 ... - 491M4
	3 ... 4	H200-B				

SMD modules for basic switch A02

Mounting form module for 491M.

H200-A
H200-B
H200-D

BFA2 - 491
BFB2 - 491
BFC2 - 491

M-padlock device 67 x 67 mm, mounting form 491M1
Escutcheon black, padlockable handle black

H200-A/ -B/ -D

2CM1

M-padlock device 67 x 67 mm, mounting form 491M4
Escutcheon yellow, padlockable handle red

2CM4

Additional top escutcheon plate

FAZ2 - 8041

Dimensions (mm)

Product lines	A	B	B1	B2	C	C1	D1	D2	E	H
H200-A	67	36	48	60	125	38	15	4,5	36	70
H200-B	67	50	69	88	125	38	15	4,5	36	72
H200-D	67	72	84	96	125	38	15	4,5	36	70

C¹) Internal depth, inside of door to top of DIN rail.

Base Mounting Switches

sälzer

Product lines
H200-A/ -B/ -D

Base mounting switch

Door interlock

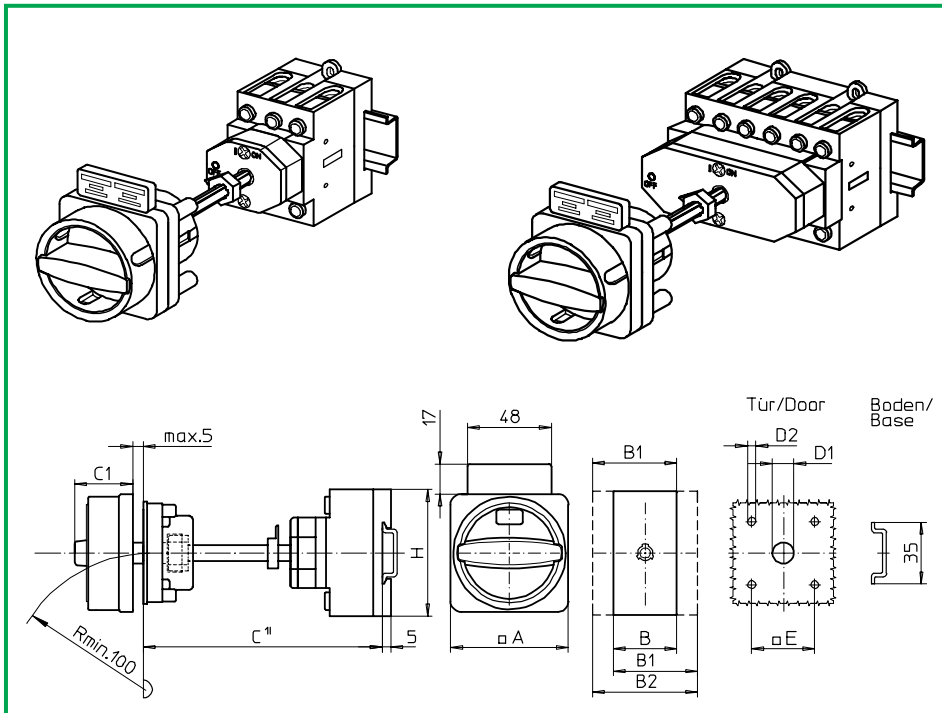
Metal shaft extension with fixed metal shaft, C = 125 mm

Four hole mounting

36 x 36 mm front

491N1 (IP66)

491N4 (IP66)



Complete switch	Poles	Product line	Rated data (IEC 60947)			Order code number
			Operational current I _e	Operational power at 380–440 V		
			AC-21A A	AC-23A kW	AC-3 kW	
Main Switches OFF position padlockable 09h	3 ... 8	H200-A/ -D	20	5,5	3,7	H216 - 41 ... - 491N1
			25	7,5	5,5	H220 - 41 ... - 491N1
			32	11	7,5	H226 - 41 ... - 491N1
			40	15	11	H233 - 41 ... - 491N1
			63	22	18,5	H263 - 41 ... - 491N1
Main/Emergency-Off Switches OFF position padlockable 09h	3 ... 8	H200-A/ -D	20	5,5	3,7	H216 - 41 ... - 491N4
			25	7,5	5,5	H220 - 41 ... - 491N4
			32	11	7,5	H226 - 41 ... - 491N4
			40	15	11	H233 - 41 ... - 491N4
			63	22	18,5	H263 - 41 ... - 491N4
	3 ... 4	H200-B				

SMD modules for basic switch A02

Mounting form module for 491N.

H200-A
H200-B
H200-D

BFA2 - 491
BFB2 - 491
BFC2 - 491

N-padlock device 67 x 67 mm, mounting form 491N1
Escutcheon black, padlockable handle black

H200-A/ -B/ -D

2CN1

N-padlock device 67 x 67 mm, mounting form 491N4
Escutcheon yellow, padlockable handle red

2CN4

Additional top escutcheon plate

FAZ2 - 8041

Dimensions (mm)

Product lines	A	B	B1	B2	C	C1	D1	D2	E	H
H200-A	67	36	48	60	125	33	15	4,5	36	70
H200-B	67	50	69	88	125	33	15	4,5	36	72
H200-D	67	72	84	96	125	33	15	4,5	36	70

C¹⁾ Internal depth, inside of door to top of DIN rail.

Base Mounting Switches

sälzer

Product lines
H200-A/ -B/ -D

Base mounting switch

Door interlock

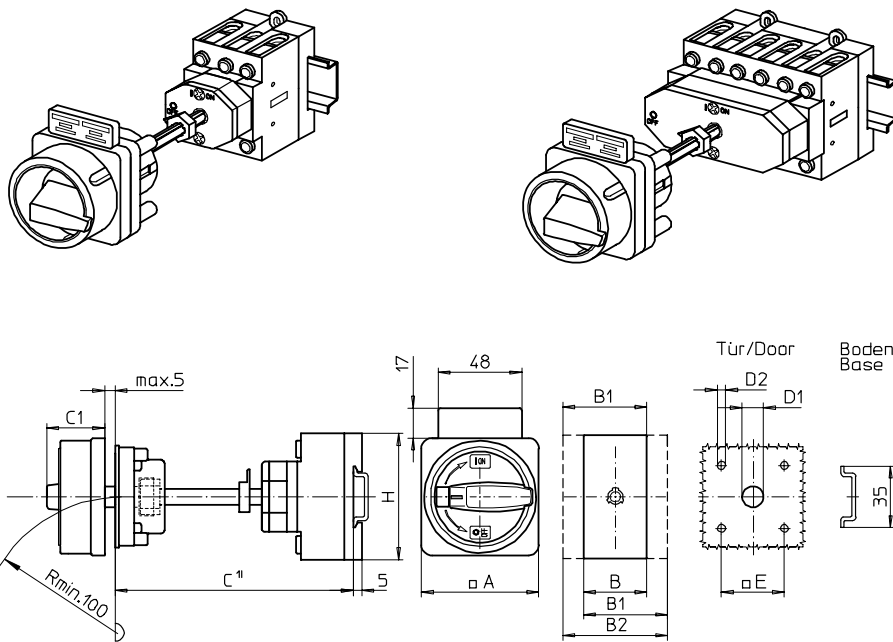
Metal shaft extension with fixed metal shaft, C = 130 mm

Four hole mounting

36 x 36 mm front

492M1 (IP66)

492M4 (IP66)



Complete switch	Poles	Product line	Rated data (IEC 60947)			Order code number
			Operational current I _e	Operational power at 380–440 V		
			AC-21A A	AC-23A kW	AC-3 kW	
Main Switches OFF position padlockable 09h	3 ... 8	H200-A/ -D	20	5,5	3,7	H216 - 41 ... - 492M1
			25	7,5	5,5	H220 - 41 ... - 492M1
			32	11	7,5	H226 - 41 ... - 492M1
			40	15	11	H233 - 41 ... - 492M1
			63	22	18,5	H263 - 41 ... - 492M1
Main/Emergency-Off Switches OFF position padlockable 09h	3 ... 8	H200-A/ -D	20	5,5	3,7	H216 - 41 ... - 492M4
			25	7,5	5,5	H220 - 41 ... - 492M4
			32	11	7,5	H226 - 41 ... - 492M4
			40	15	11	H233 - 41 ... - 492M4
			63	22	18,5	H263 - 41 ... - 492M4
	3 ... 4	H200-B				

SMD modules for basic switch A02

Mounting form module for 492M.

H200-A
H200-B
H200-D

BFA2 - 492
BFB2 - 492
BFC2 - 492

M-padlock device 67 x 67 mm, mounting form 492M1
Escutcheon black, padlockable handle black

H200-A/ -B/ -D

2CM1

M-padlock device 67 x 67 mm, mounting form 492M4
Escutcheon yellow, padlockable handle red

2CM4

Additional top escutcheon plate

FAZ2 - 8041

Dimensions (mm)

Product lines	A	B	B1	B2	C	C1	D1	D2	E	H
H200-A	67	36	48	60	130	38	15	4,5	36	70
H200-B	67	50	69	88	130	38	15	4,5	36	72
H200-D	67	72	84	96	130	38	15	4,5	36	70

C¹) Internal depth, inside of door to top of DIN rail.

Base Mounting Switches

sälzer

Product lines
H200-A/ -B/ -D

Base mounting switch

Door interlock

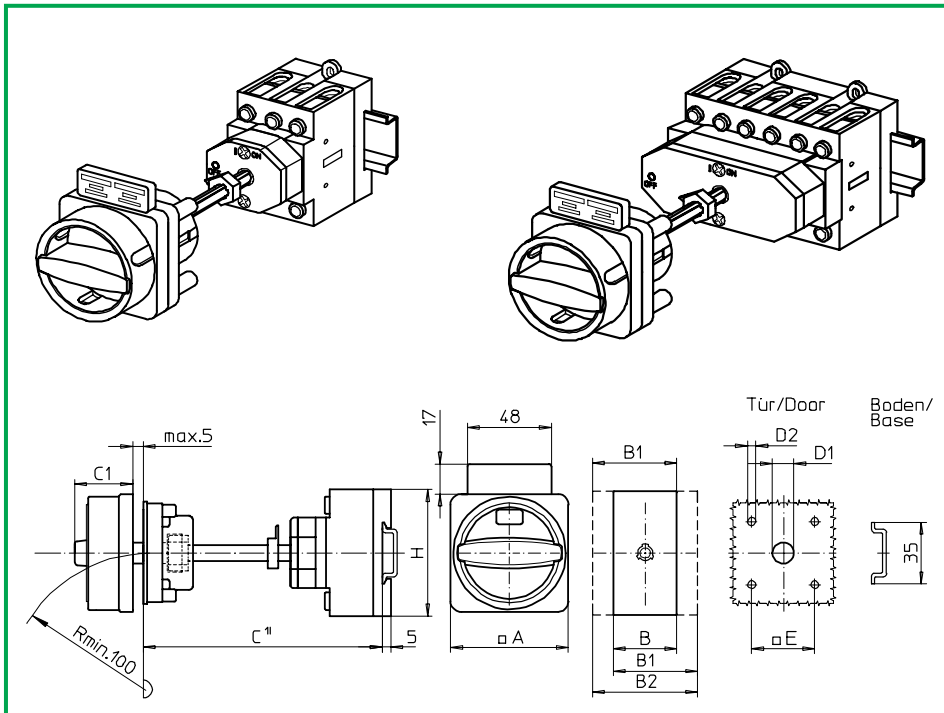
Metal shaft extension with fixed metal shaft, C = 130 mm

Four hole mounting

36 x 36 mm front

492N1 (IP66)

492N4 (IP66)



Complete switch	Poles	Product line	Rated data (IEC 60947)			Order code number
			Operational current I _e	Operational power at 380–440 V		
			AC-21A A	AC-23A kW	AC-3 kW	
Main Switches OFF position padlockable 09h	3 ... 8	H200-A/ -D	20	5,5	3,7	H216 - 41 ... - 492N1
			25	7,5	5,5	H220 - 41 ... - 492N1
			32	11	7,5	H226 - 41 ... - 492N1
			40	15	11	H233 - 41 ... - 492N1
			63	22	18,5	H263 - 41 ... - 492N1
Main/Emergency-Off Switches OFF position padlockable 09h	3 ... 8	H200-A/ -D	20	5,5	3,7	H216 - 41 ... - 492N4
			25	7,5	5,5	H220 - 41 ... - 492N4
			32	11	7,5	H226 - 41 ... - 492N4
			40	15	11	H233 - 41 ... - 492N4
			63	22	18,5	H263 - 41 ... - 492N4
	3 ... 4	H200-B				

SMD modules for basic switch A02		
Mounting form module for 492N.	H200-A H200-B H200-D	BFA2 - 492 BFB2 - 492 BFC2 - 492
N-padlock device 67 x 67 mm, mounting form 492N1 Escutcheon black, padlockable handle black	H200-A/ -B/ -D	2CN1
N-padlock device 67 x 67 mm, mounting form 492N4 Escutcheon yellow, padlockable handle red		2CN4
Additional top escutcheon plate		FAZ2 - 8041

Dimensions (mm)										
Product lines	A	B	B1	B2	C	C1	D1	D2	E	H
H200-A	67	36	48	60	130	33	15	4,5	36	70
H200-B	67	50	69	88	130	33	15	4,5	36	72
H200-D	67	72	84	96	130	33	15	4,5	36	70

C¹) Internal depth, inside of door to top of DIN rail.

Base Mounting Switches

sälzer

Product lines
H200-A/ -B/ -D

Base mounting switch

Door interlock

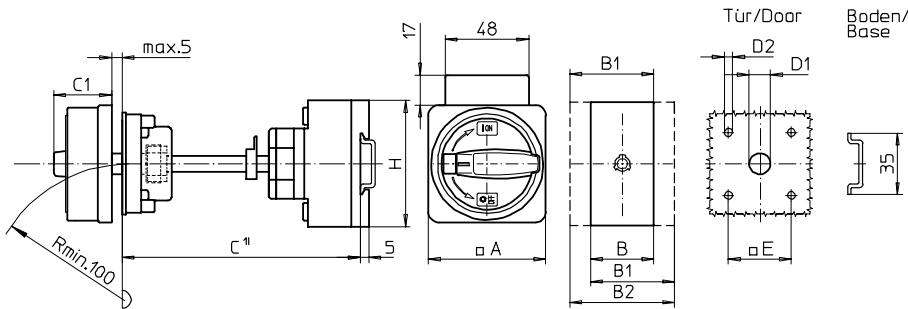
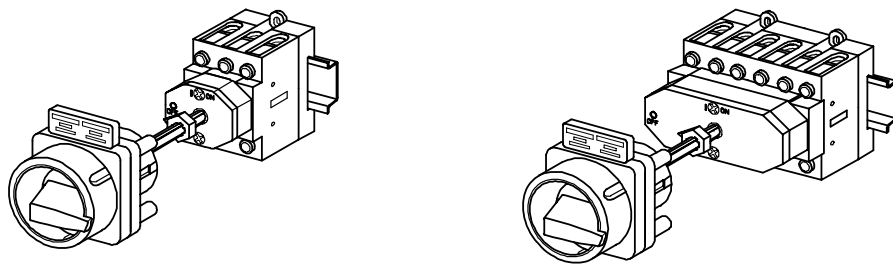
Metal shaft extension with fixed metal shaft, C = 135 mm

Four hole mounting

36 x 36 mm front

493M1 (IP66)

493M4 (IP66)



Complete switch	Poles	Product line	Rated data (IEC 60947)			Order code number
			Operational current I _e	Operational power at 380–440 V		
			AC-21A A	AC-23A kW	AC-3 kW	
Main Switches OFF position padlockable 09h	3 ... 8	H200-A/ -D	20	5,5	3,7	H216 - 41 ... - 493M1
			25	7,5	5,5	H220 - 41 ... - 493M1
			32	11	7,5	H226 - 41 ... - 493M1
			40	15	11	H233 - 41 ... - 493M1
			63	22	18,5	H263 - 41 ... - 493M1
Main/Emergency-Off Switches OFF position padlockable 09h	3 ... 8	H200-A/ -D	20	5,5	3,7	H216 - 41 ... - 493M4
			25	7,5	5,5	H220 - 41 ... - 493M4
			32	11	7,5	H226 - 41 ... - 493M4
			40	15	11	H233 - 41 ... - 493M4
			63	22	18,5	H263 - 41 ... - 493M4
	3 ... 4	H200-B				

SMD modules for basic switch A02

Mounting form module for 493M.

H200-A
H200-B
H200-D

BFA2 - 493
BFB2 - 493
BFC2 - 493

M-padlock device 67 x 67 mm, mounting form 493M1
Escutcheon black, padlockable handle black

H200-A/ -B/ -D

2CM1

M-padlock device 67 x 67 mm, mounting form 493M4
Escutcheon yellow, padlockable handle red

2CM4

Additional top escutcheon plate

FAZ2 - 8041

Dimensions (mm)

Product lines	A	B	B1	B2	C	C1	D1	D2	E	H
H200-A	67	36	48	60	135	38	15	4,5	36	70
H200-B	67	50	69	88	135	38	15	4,5	36	72
H200-D	67	72	84	96	135	38	15	4,5	36	70

C¹) Internal depth, inside of door to top of DIN rail.

Base Mounting Switches

sälzer

Product lines
H200-A/ -B/ -D

Base mounting switch

Door interlock

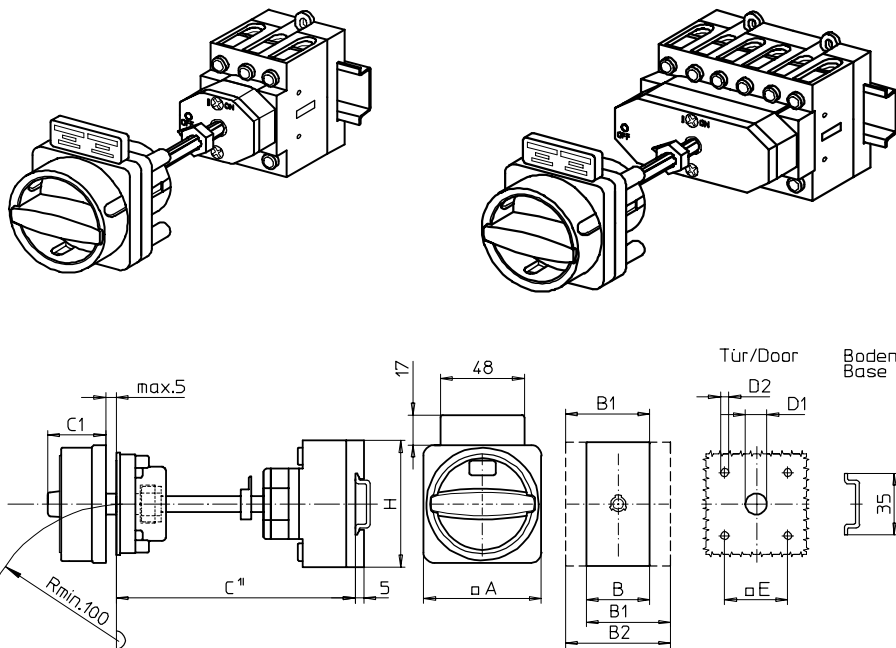
Metal shaft extension with fixed metal shaft, C = 135 mm

Four hole mounting

36 x 36 mm front

493N1 (IP66)

493N4 (IP66)



Complete switch	Poles	Product line	Rated data (IEC 60947)			Order code number
			Operational current I _e	Operational power at 380–440 V		
			AC-21A A	AC-23A kW	AC-3 kW	
Main Switches OFF position padlockable 09h	3 ... 8	H200-A/ -D	20	5,5	3,7	H216 - 41 ... - 493N1
			25	7,5	5,5	H220 - 41 ... - 493N1
			32	11	7,5	H226 - 41 ... - 493N1
			40	15	11	H233 - 41 ... - 493N1
			63	22	18,5	H263 - 41 ... - 493N1
Main/Emergency-Off Switches OFF position padlockable 09h	3 ... 8	H200-A/ -D	20	5,5	3,7	H216 - 41 ... - 493N4
			25	7,5	5,5	H220 - 41 ... - 493N4
			32	11	7,5	H226 - 41 ... - 493N4
			40	15	11	H233 - 41 ... - 493N4
			63	22	18,5	H263 - 41 ... - 493N4
	3 ... 4	H200-B				

SMD modules for basic switch A02

Mounting form module for 493N.

H200-A
H200-B
H200-D
BFA2 - 493
BFB2 - 493
BFC2 - 493

N-padlock device 67 x 67 mm, mounting form 493N1
Escutcheon black, padlockable handle black

H200-A/ -B/ -D
2CN1

N-padlock device 67 x 67 mm, mounting form 493N4
Escutcheon yellow, padlockable handle red

2CN4

Additional top escutcheon plate

FAZ2 - 8041

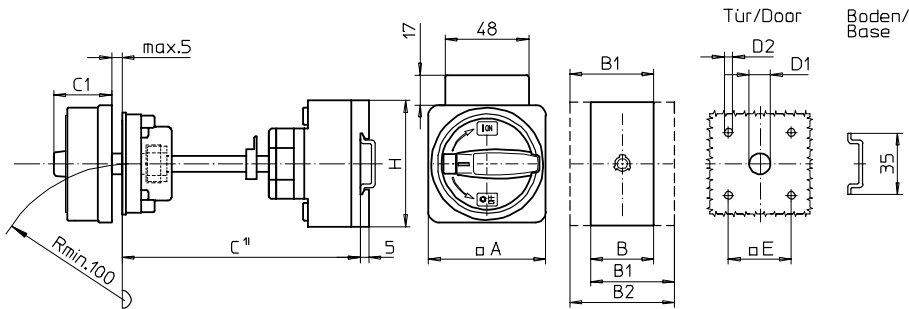
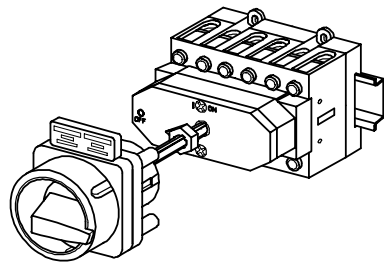
Dimensions (mm)

Product lines	A	B	B1	B2	C	C1	D1	D2	E	H
H200-A	67	36	48	60	135	33	15	4,5	36	70
H200-B	67	50	69	88	135	33	15	4,5	36	72
H200-D	67	72	84	96	135	33	15	4,5	36	70

C¹⁾ Internal depth, inside of door to top of DIN rail.

Base Mounting Switches

sälzer



Product line
H200-D

Base mounting switch

Door interlock

Metal shaft extension with fixed metal shaft, C = 140 mm

Four hole mounting

36 x 36 mm front

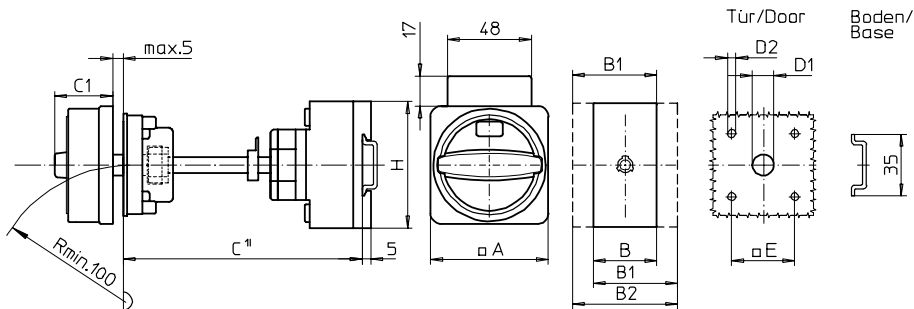
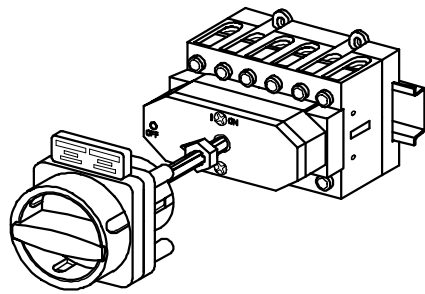
494M1 (IP66)

494M4 (IP66)

Complete switch	Poles	Product line	Rated data (IEC 60947)			Order code number					
			Operational current I _e	Operational power at 380–440 V							
			AC-21A A	AC-23A kW	AC-3 kW						
Main Switches OFF position padlockable 09h	6 ... 8	H200-D	20	5,5	3,7	H216 - 41 ... - 494M1					
			25	7,5	5,5	H220 - 41 ... - 494M1					
			32	11	7,5	H226 - 41 ... - 494M1					
			40	15	11	H233 - 41 ... - 494M1					
Main/Emergency-Off Switches OFF position padlockable 09h	6 ... 8	H200-D	20	5,5	3,7	H216 - 41 ... - 494M4					
			25	7,5	5,5	H220 - 41 ... - 494M4					
			32	11	7,5	H226 - 41 ... - 494M4					
			40	15	11	H233 - 41 ... - 494M4					
SMD modules for basic switch A02											
Mounting form module for 494M.			H200-D	BFC2 - 494							
M-padlock device 67 x 67 mm, mounting form 494M1 Escutcheon black, padlockable handle black			H200-D	2CM1							
M-padlock device 67 x 67 mm, mounting form 494M4 Escutcheon yellow, padlockable handle red				2CM4							
Additional top escutcheon plate				FAZ2 - 8041							
Dimensions (mm)											
Product line	A	B	B1	B2	C	C1	D1	D2	E	H	
H200-D	67	72	84	96	140	38	15	4,5	36	70	
C ¹⁾ Internal depth, inside of door to top of DIN rail.											

Base Mounting Switches

sälzer



Product line
H200-D

Base mounting switch

Door interlock

Metal shaft extension with fixed metal shaft, C = 140 mm

Four hole mounting

36 x 36 mm front

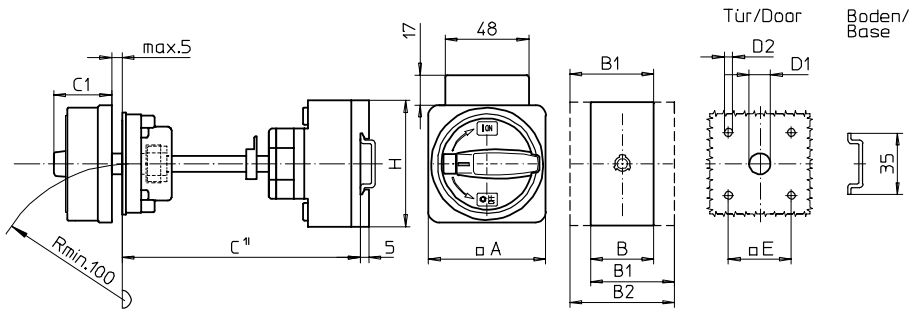
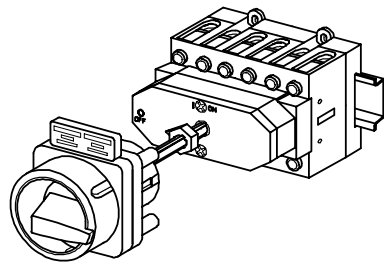
494N1 (IP66)

494N4 (IP66)

Complete switch	Poles	Product line	Rated data (IEC 60947)			Order code number					
			Operational current I _e	Operational power at 380–440 V							
			AC-21A A	AC-23A kW	AC-3 kW						
Main Switches OFF position padlockable 09h	6 ... 8	H200-D	20	5,5	3,7	H216 - 41 ... - 494N1					
			25	7,5	5,5	H220 - 41 ... - 494N1					
			32	11	7,5	H226 - 41 ... - 494N1					
			40	15	11	H233 - 41 ... - 494N1					
Main/Emergency-Off Switches OFF position padlockable 09h	6 ... 8	H200-D	20	5,5	3,7	H216 - 41 ... - 494N4					
			25	7,5	5,5	H220 - 41 ... - 494N4					
			32	11	7,5	H226 - 41 ... - 494N4					
			40	15	11	H233 - 41 ... - 494N4					
SMD modules for basic switch A02											
Mounting form module for 494N.			H200-D		BFC2 - 494						
N-padlock device 67 x 67 mm, mounting form 494N1 Escutcheon black, padlockable handle black			H200-D		2CN1						
N-padlock device 67 x 67 mm, mounting form 494N4 Escutcheon yellow, padlockable handle red					2CN4						
Additional top escutcheon plate					FAZ2 - 8041						
Dimensions (mm)											
Product line	A	B	B1	B2	C	C1	D1	D2	E	H	
H200-D	67	72	84	96	140	33	15	4,5	36	70	
C ¹⁾ Internal depth, inside of door to top of DIN rail.											

Base Mounting Switches

sälzer



Product line
H200-D

Base mounting switch

Door interlock

Metal shaft extension with fixed metal shaft, C =145 mm

Four hole mounting

36 x 36 mm front

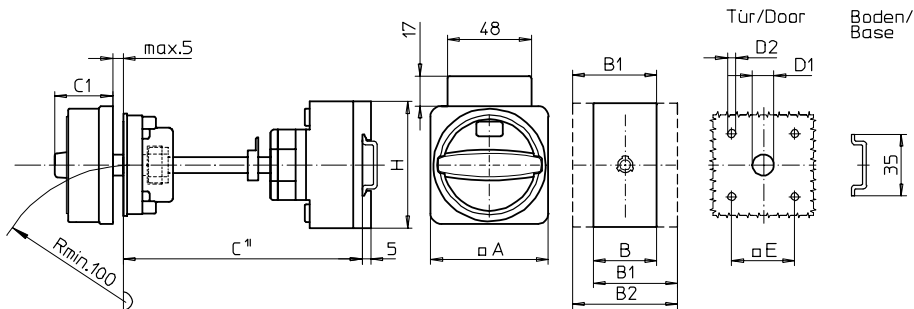
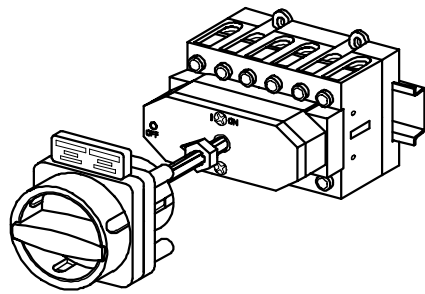
495M1 (IP66)

495M4 (IP66)

Complete switch	Poles	Product line	Rated data (IEC 60947)			Order code number					
			Operational current I _e	Operational power at 380–440 V							
			AC-21A A	AC-23A kW	AC-3 kW						
Main Switches OFF position padlockable 09h	6 ... 8	H200-D	20	5,5	3,7	H216 - 41 ... - 495M1					
			25	7,5	5,5	H220 - 41 ... - 495M1					
			32	11	7,5	H226 - 41 ... - 495M1					
			40	15	11	H233 - 41 ... - 495M1					
Main/Emergency-Off Switches OFF position padlockable 09h	6 ... 8	H200-D	20	5,5	3,7	H216 - 41 ... - 495M4					
			25	7,5	5,5	H220 - 41 ... - 495M4					
			32	11	7,5	H226 - 41 ... - 495M4					
			40	15	11	H233 - 41 ... - 495M4					
SMD modules for basic switch A02											
Mounting form module for 495M.			H200-D		BFC2 - 495						
M-padlock device 67 x 67 mm, mounting form 495M1 Escutcheon black, padlockable handle black			H200-D		2CM1						
M-padlock device 67 x 67 mm, mounting form 495M4 Escutcheon yellow, padlockable handle red					2CM4						
Additional top escutcheon plate					FAZ2 - 8041						
Dimensions (mm)											
Product line	A	B	B1	B2	C	C1	D1	D2	E	H	
H200-D	67	72	84	96	145	38	15	4,5	36	70	
C ¹⁾ Internal depth, inside of door to top of DIN rail.											

Base Mounting Switches

sälzer



Product line
H200-D

Base mounting switch

Door interlock

Metal shaft extension with fixed metal shaft, C = 145 mm

Four hole mounting

36 x 36 mm front

495N1 (IP66)

495N4 (IP66)

Complete switch	Poles	Product line	Rated data (IEC 60947)			Order code number					
			Operational current I _e	Operational power at 380–440 V							
			AC-21A A	AC-23A kW	AC-3 kW						
Main Switches OFF position padlockable 09h	6 ... 8	H200-D	20	5,5	3,7	H216 - 41 ... - 495N1					
			25	7,5	5,5	H220 - 41 ... - 495N1					
			32	11	7,5	H226 - 41 ... - 495N1					
			40	15	11	H233 - 41 ... - 495N1					
Main/Emergency-Off Switches OFF position padlockable 09h	6 ... 8	H200-D	20	5,5	3,7	H216 - 41 ... - 495N4					
			25	7,5	5,5	H220 - 41 ... - 495N4					
			32	11	7,5	H226 - 41 ... - 495N4					
			40	15	11	H233 - 41 ... - 495N4					
SMD modules for basic switch A02											
Mounting form module for 495N.			H200-D		BFC2 - 495						
N-padlock device 67 x 67 mm, mounting form 495N1 Escutcheon black, padlockable handle black			H200-D		2CN1						
N-padlock device 67 x 67 mm, mounting form 495N4 Escutcheon yellow, padlockable handle red					2CN4						
Additional top escutcheon plate					FAZ2 - 8041						
Dimensions (mm)											
Product line	A	B	B1	B2	C	C1	D1	D2	E	H	
H200-D	67	72	84	96	145	33	15	4,5	36	70	
C ¹⁾ Internal depth, inside of door to top of DIN rail.											



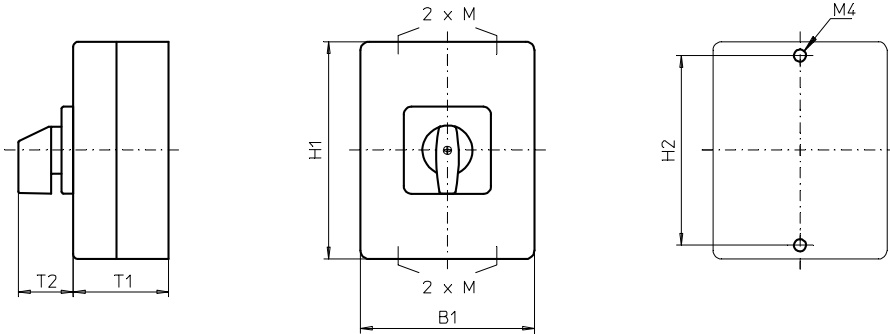
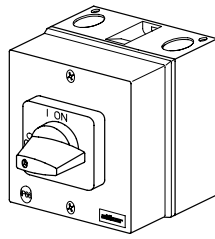
Section C

	Page	
	from	to
Insulated enclosures	C1-1	C1-68
Mild steel enclosures	C2-1	C2-20
Stainless steel enclosures	C3-1	C3-34
Switch modules	C4-1	C4-3

Originator: Sälzer Electric GmbH · Product Data Management (PDM) · 09306 Rochlitz (Germany)
Copyright reserved by Sälzer Electric GmbH. This document replaces all previous issues.
Valid until a new version is published. Changes and revisions reserved.

Enclosed Switches

sälzer



Product line
H200-C

Enclosed switch

Insulated enclosure
100 x 80 x 65 mm

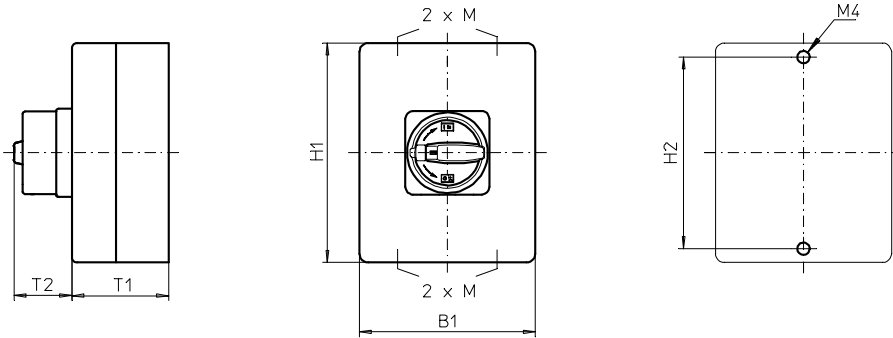
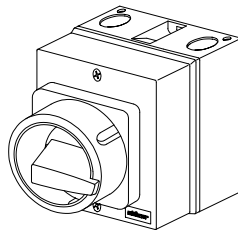
Cable entries
4 x M20

076M1 (IP66)

Complete switch	Poles	Product line	Rated data (IEC 60947)			Order code number
			Operational current I _e	Operational power at 380–440 V		
			AC-21A A	AC-23A kW	AC-3 kW	
ON-OFF Switches	3	H200-C	20	5,5	3,7	H212 - 41300 - 076M1
Switching angle 90°	4	H200-C	20	5,5	3,7	H212 - 41400 - 076M1
SMD modules for basic switch EA						
Mounting form module for 076M1				H200-C		PAX2 - 076M1
Escutcheon silver, enclosure module 076M1				H200-C		FAS2 - 9... (FA number)
Dimensions (mm)						
Product line	H1	B1	T1	T2	2xM	H2
H200-C	100	80	65	32	20	90

Enclosed Switches

sälzer



Product line
H200-C

Enclosed switch

Insulated enclosure
100 x 80 x 65 mm

Cable entries
4 x M20

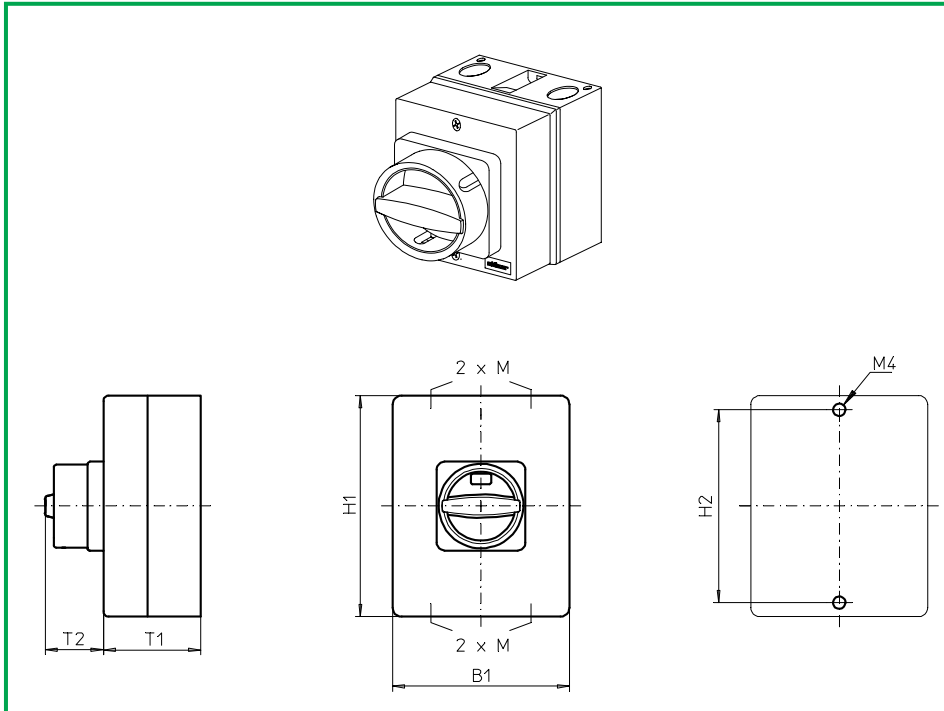
077M1 (IP66)

077M4 (IP66)

Complete switch	Poles	Product line	Rated data (IEC 60947)			Order code number
			Operational current I _e	Operational power at 380–440 V		
			AC-21A A	AC-23A kW	AC-3 kW	
Main Switches	3	H200-C	20	5,5	3,7	H212 - 41300 - 077M1
OFF position padlockable 09h	4	H200-C	20	5,5	3,7	H212 - 41400 - 077M1
Main/Emergency-Off Switches	3	H200-C	20	5,5	3,7	H212 - 41300 - 077M4
OFF position padlockable 09h	4	H200-C	20	5,5	3,7	H212 - 41400 - 077M4
SMD modules for basic switch EA						
Mounting form module for 077M1			H200-C			PAX2 - 077M1
Mounting form module for 077M4			H200-C			PAX2 - 077M4
Dimensions (mm)						
Product line	H1	B1	T1	T2	2xM	H2
H200-C	100	80	65	38	20	90

Enclosed Switches

sälzer



**Product line
H200-C**

Enclosed switch

Insulated enclosure
100 x 80 x 65 mm

Cable entries
4 x M20

077N1 (IP66)
077N4 (IP66)

Complete switch	Poles	Product line	Rated data (IEC 60947)			Order code number
			Operational current I _e AC-21A A	Operational power at 380–440 V AC-23A kW	AC-3 kW	
Main Switches	3	H200-C	20	5,5	3,7	H212 - 41300 - 077N1
OFF position padlockable 09h	4	H200-C	20	5,5	3,7	H212 - 41400 - 077N1
Main/Emergency-Off Switches	3	H200-C	20	5,5	3,7	H212 - 41300 - 077N4
OFF position padlockable 09h	4	H200-C	20	5,5	3,7	H212 - 41400 - 077N4

SMD modules for basic switch EA						
Mounting form module for 077N1				H200-C		PAX2 - 077N1
Mounting form module for 077N4				H200-C		PAX2 - 077N4

Dimensions (mm)						
Product line	H1	B1	T1	T2	2xM	H2
H200-C	100	80	65	33	20	90

Enclosed Switches

sälzer

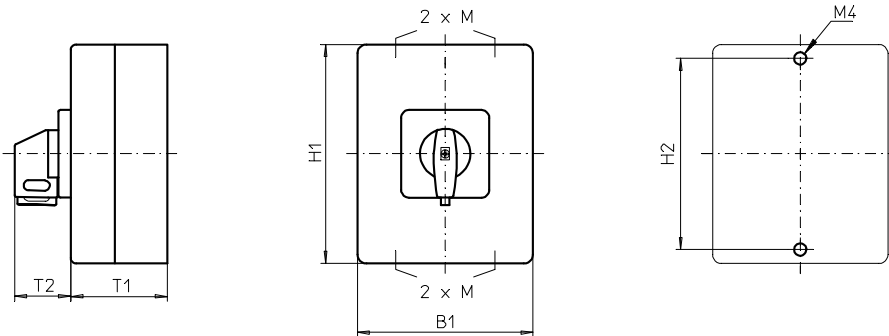
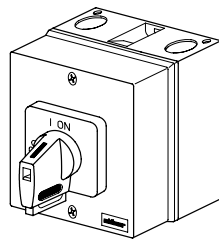
Product line
H200-C

Enclosed switch

Insulated enclosure
100 x 80 x 65 mm

Cable entries
4 x M20

077V1 (IP66)
077V4 (IP66)



Complete switch	Poles	Product line	Rated data (IEC 60947)			Order code number
			Operational current I _e	Operational power at 380–440 V		
			AC-21A A	AC-23A kW	AC-3 kW	
Main Switches	3	H200-C	20	5,5	3,7	H212 - 41300 - 077V1
OFF position padlockable 09h	4	H200-C	20	5,5	3,7	H212 - 41400 - 077V1
Main/Emergency-Off Switches	3	H200-C	20	5,5	3,7	H212 - 41300 - 077V4
OFF position padlockable 09h	4	H200-C	20	5,5	3,7	H212 - 41400 - 077V4

SMD modules for basic switch EA

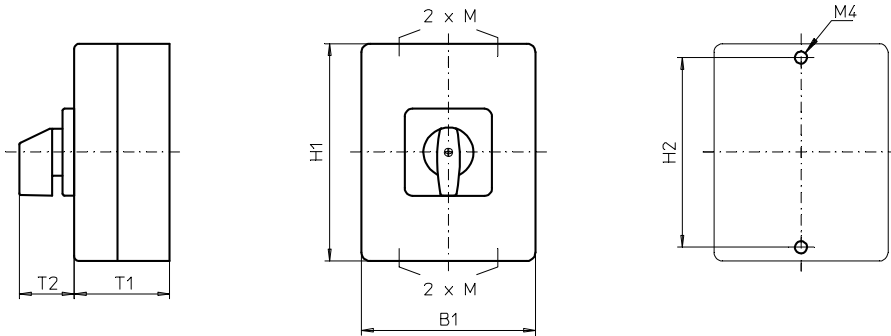
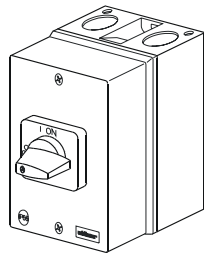
Mounting form module for 077V1	H200-C	PAM2 - 077V1
Mounting form module for 077V4	H200-C	PAM2 - 077V4
Escutcheon silver, enclosure module 077V1	H200-C	FAS2 - 9... (FA number)
Escutcheon yellow, enclosure module 077V4	H200-C	FBS2 - 9... (FA number)

Dimensions (mm)

Product line	H1	B1	T1	T2	2xM	H2
H200-C	100	80	65	32	20	90

Enclosed Switches

sälzer



Product line
H200-A

Enclosed switches

Insulated enclosures
125 x 100 x 85 mm

With cover interlock
in ON position

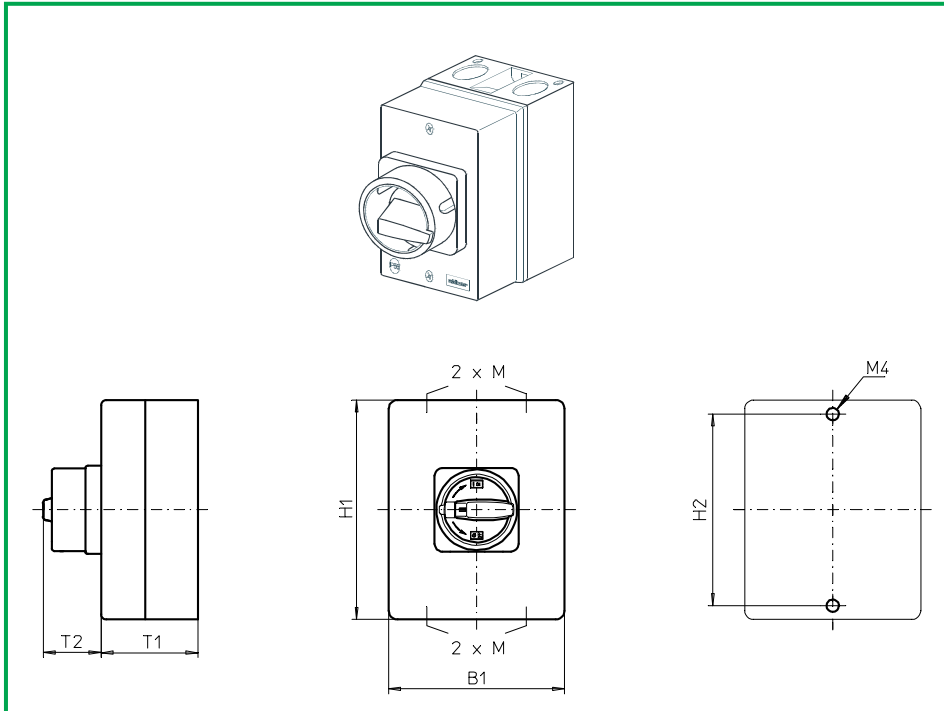
Cable entries
4 x M20/ M25

701M1 (IP66)

Complete switch	Poles	Product line	Rated data (IEC 60947)			Order code number
			Operational current I _e	Operational power at 380–440 V		
			AC-21A A	AC-23A kW	AC-3 kW	
ON-OFF Switches Switching angle 90°	3 ... 4	H200-A	20	5,5	3,7	H216 - 41 ... - 701M1
			25	7,5	5,5	H220 - 41 ... - 701M1
			32	11	7,5	H226 - 41 ... - 701M1
SMD modules for basic switch A02						
Mounting form module for 701M1				H200-A		BFA2 - E7
Enclosure module, mounting form 701M1				H200-A		PAH2 - 701M1
Legend plate silver, enclosure module 701M1				H200-A		FAS2 - 9... (FA number)
Dimensions (mm)						
Product line	H1	B1	T1	T2	2xM	H2
H200-A	125	100	85	32	20/25	115

Enclosed Switches

sälzer



Product line
H200-A

Enclosed switches

Insulated enclosures
125 x 100 x 85 mm

With cover interlock
in ON position

Cable entries
4 x M20/ M25

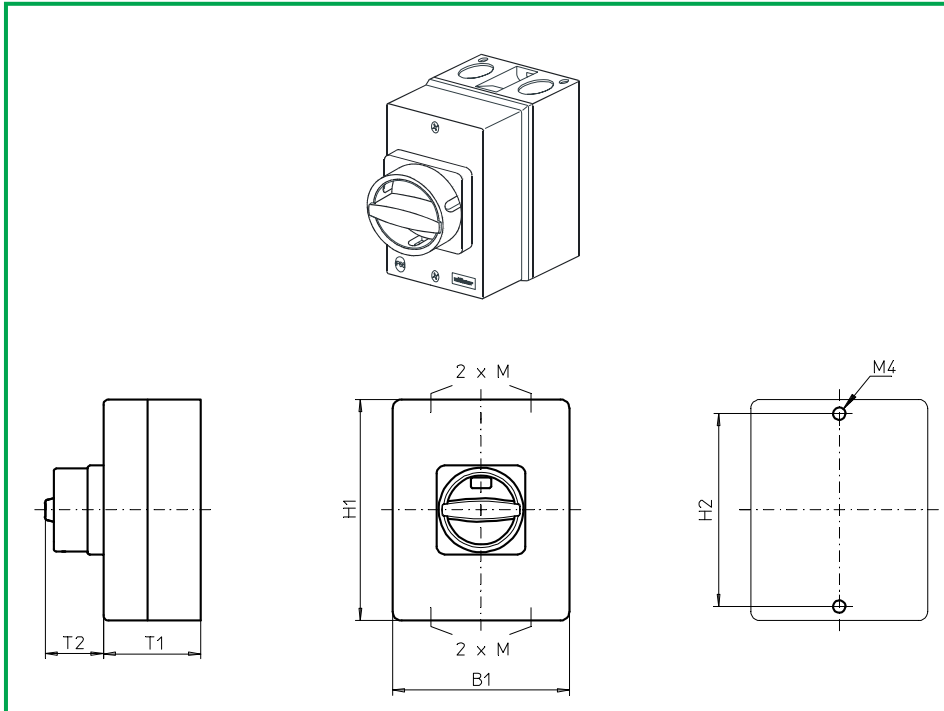
700M1 (IP66)

700M4 (IP66)

Complete switch	Poles	Product line	Rated data (IEC 60947)			Order code number
			Operational current I _e	Operational power at 380–440 V		
			AC-21A A	AC-23A kW	AC-3 kW	
Main Switches OFF position padlockable 09h	3 ... 4	H200-A	20	5,5	3,7	H216 - 41 ... - 700M1
			25	7,5	5,5	H220 - 41 ... - 700M1
			32	11	7,5	H226 - 41 ... - 700M1
Main/Emergency-Off Switches OFF position padlockable 09h	3 ... 4	H200-A	20	5,5	3,7	H216 - 41 ... - 700M4
			25	7,5	5,5	H220 - 41 ... - 700M4
			32	11	7,5	H226 - 41 ... - 700M4
SMD modules for basic switch A02						
Mounting form module for 700M1/ 700M4			H200-A			BFA2 - E7
Enclosure module, mounting form 700M1			H200-A			PAH2 - 700M1
Enclosure module, mounting form 700M4			H200-A			PAH2 - 700M4
Dimensions (mm)						
Product line	H1	B1	T1	T2	2xM	H2
H200-A	125	100	85	38	20/25	115

Enclosed Switches

sälzer



Product line
H200-A

Enclosed switches

Insulated enclosures
125 x 100 x 85 mm

With cover interlock
in ON position

Cable entries
4 x M20/ M25

700N1 (IP66)
700N4 (IP66)

Complete switch	Poles	Product line	Rated data (IEC 60947)			Order code number
			Operational current I _e AC-21A A	Operational power at 380–440 V AC-23A kW	AC-3 kW	
Main Switches OFF position padlockable 09h	3 ... 4	H200-A	20	5,5	3,7	H216 - 41 ... - 700N1
			25	7,5	5,5	H220 - 41 ... - 700N1
			32	11	7,5	H226 - 41 ... - 700N1
Main/Emergency-Off Switches OFF position padlockable 09h	3 ... 4	H200-A	20	5,5	3,7	H216 - 41 ... - 700N4
			25	7,5	5,5	H220 - 41 ... - 700N4
			32	11	7,5	H226 - 41 ... - 700N4
SMD modules for basic switch A02						
Mounting form module for 700N1/ 700N4			H200-A			BFA2 - E7
Enclosure module, mounting form 700N1			H200-A			PAH2 - 700N1
Enclosure module, mounting form 700N4			H200-A			PAH2 - 700N4
Dimensions (mm)						
Product line	H1	B1	T1	T2	2xM	H2
H200-A	125	100	85	33	20/25	115

Enclosed Switches

sälzer

Product line
H200-A

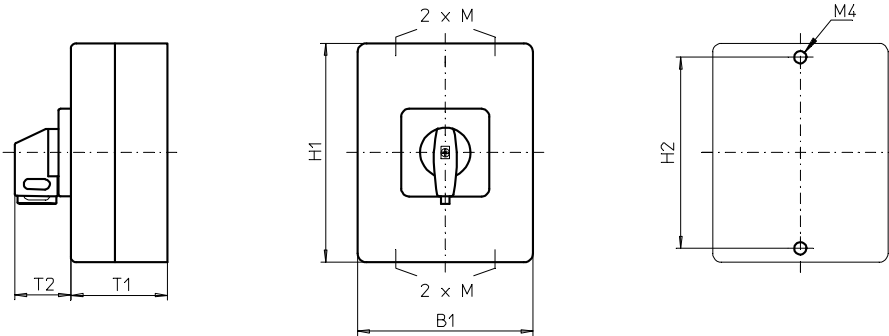
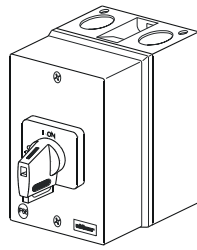
Enclosed switches

Insulated enclosures
125 x 100 x 85 mm

With cover interlock
in ON position

Cable entries
4 x M20/ M25

700V1 (IP66)
700V4 (IP66)



Complete switch	Poles	Product line	Rated data (IEC 60947)			Order code number
			Operational current I _e	Operational power at 380–440 V		
			AC-21A A	AC-23A kW	AC-3 kW	
Main Switches OFF position padlockable 09h	3 ... 4	H200-A	20	5,5	3,7	H216 - 41 ... - 700V1
			25	7,5	5,5	H220 - 41 ... - 700V1
			32	11	7,5	H226 - 41 ... - 700V1
Main/Emergency-Off Switches OFF position padlockable 09h	3 ... 4	H200-A	20	5,5	3,7	H216 - 41 ... - 700V4
			25	7,5	5,5	H220 - 41 ... - 700V4
			32	11	7,5	H226 - 41 ... - 700V4

SMD modules for basic switch A02

Mounting form module for 700M1/ 700M4	H200-A	BFA2 - E7
Enclosure module, mounting form 700V1	H200-A	PAH2 - 700V1
Enclosure module, mounting form 700V4	H200-A	PAH2 - 700V4
Legend plate silver, enclosure module 700V1	H200-A	FAS2 - 9... (FA number)
Legend plate yellow, enclosure module 700V4	H200-A	FBS2 - 9... (FA number)

Dimensions (mm)

Product line	H1	B1	T1	T2	2xM	H2
H200-A	125	100	85	32	20/25	115

Enclosed Switches

sälzer

Product line
H200-A/ -B

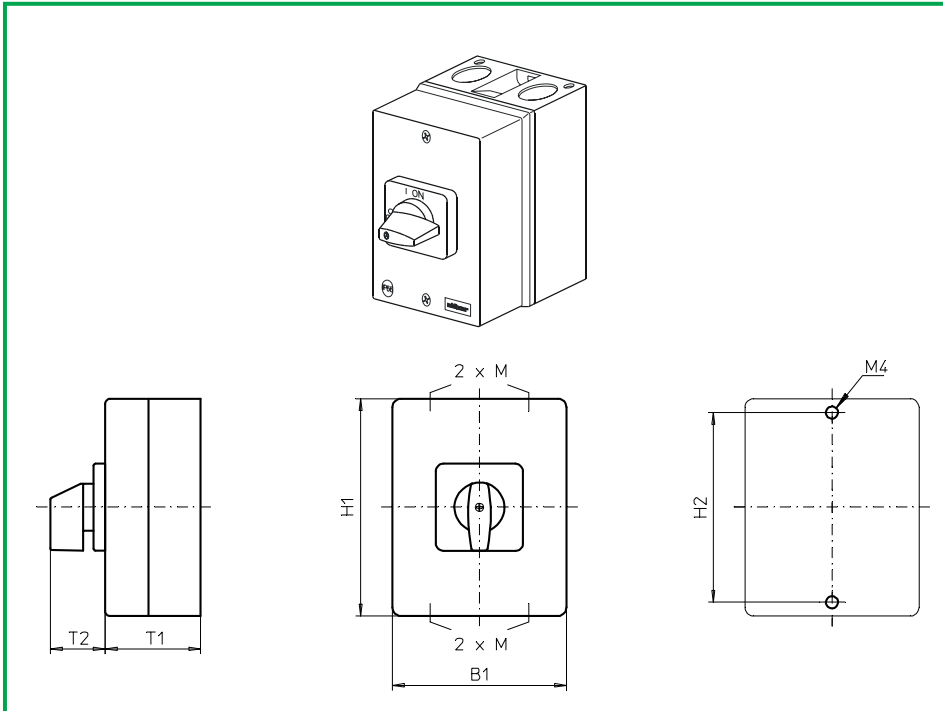
Enclosed switches

Insulated enclosures
175 x 115 x 100 mm

With cover interlock
in ON position

Cable entries
4 x M20/ M25

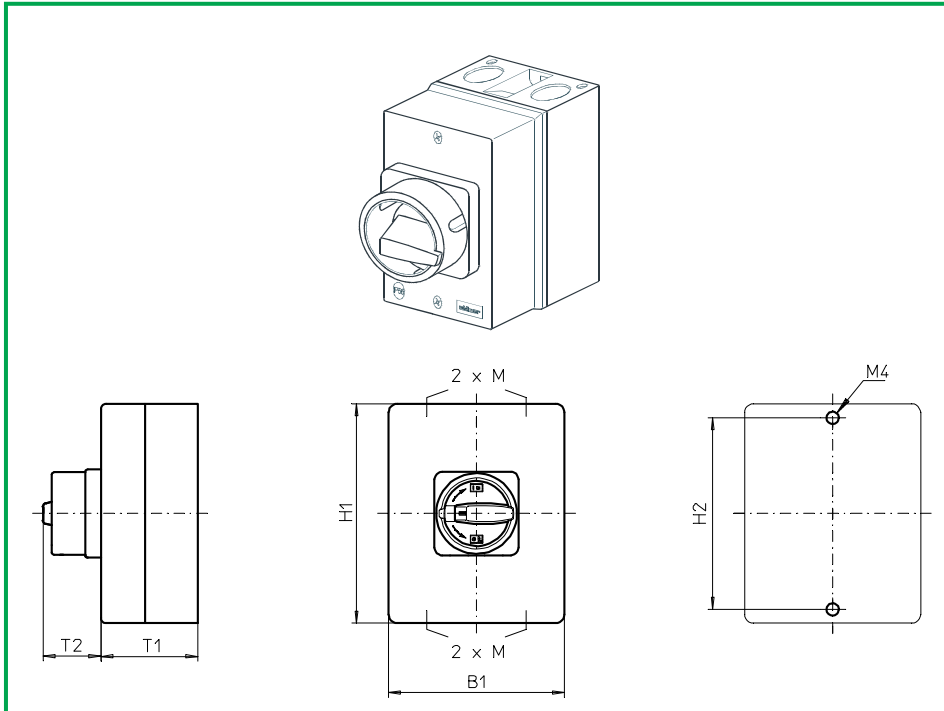
711M1
(IP66)



Complete switch	Poles	Product line	Rated data (IEC 60947)			Order code number
			Operational current I_e	Operational power at 380–440 V		
			AC-21A A	AC-23A kW	AC-3 kW	
ON-OFF Switches Switching angle 90°	3 ... 4	H200-A	20	5,5	3,7	H216 - 41 ... - 711M1
			25	7,5	5,5	H220 - 41 ... - 711M1
			32	11	7,5	H226 - 41 ... - 711M1
	40	15	11	H233 - 41 ... - 711M1		
	3 ... 4	H200-B	63	18,5	15	H263 - 41 ... - 711M1
SMD modules for basic switch A02						
Mounting form module for 711M1			H200-A		BFA2 - E7	
Mounting form module for 711M1			H200-B		BFB2 - E7	
Enclosure module, mounting form 711M1			H200-A/ -B		PAH2 - 711M1	
Legend plate silver, enclosure module 711M1			H200-A/ -B		FAS4 - 9... (FA number)	
Dimensions (mm)						
Product lines	H1	B1	T1	T2	2xM	H2
H200-A	175	115	100	39	20/25	165
H200-B	175	115	100	39	20/25	165

Enclosed Switches

sälzer



Product line
H200-A/ -B

Enclosed switches

Insulated enclosures
175 x 115 x 100 mm

With cover interlock
in ON position

Cable entries
4 x M20/ M25

710M1 (IP66)

710M4 (IP66)

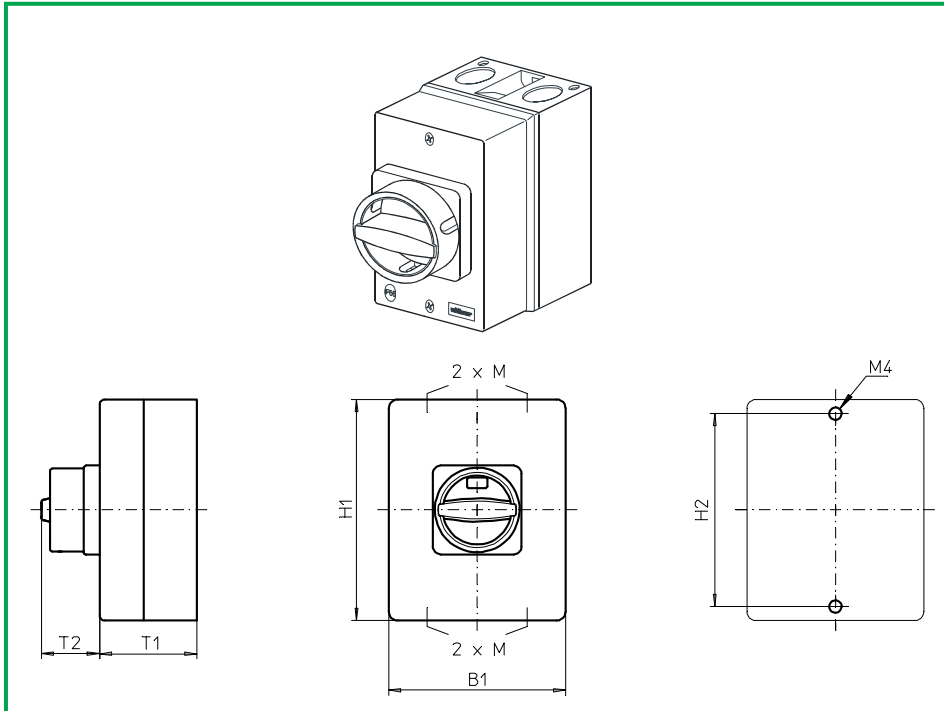
Complete switch	Poles	Product line	Rated data (IEC 60947)			Order code number
			Operational current I _e	Operational power at 380–440 V		
			AC-21A A	AC-23A kW	AC-3 kW	
Main Switches OFF position padlockable 09h	3 ... 4	H200-A	20	5,5	3,7	H216 - 41 ... - 710M1
			25	7,5	5,5	H220 - 41 ... - 710M1
			32	11	7,5	H226 - 41 ... - 710M1
			40	15	11	H233 - 41 ... - 710M1
			63	18,5	15	H263 - 41 ... - 710M1
Main/Emergency-Off Switches OFF position padlockable 09h	3 ... 4	H200-A	20	5,5	3,7	H216 - 41 ... - 710M4
			25	7,5	5,5	H220 - 41 ... - 710M4
			32	11	7,5	H226 - 41 ... - 710M4
			40	15	11	H233 - 41 ... - 710M4
			63	18,5	15	H263 - 41 ... - 710M4
	3 ... 4	H200-B				

SMD modules for basic switch A02		
Mounting form module for 710M1/ 710M4	H200-A	BFA2 - E7
Mounting form module for 710M1/ 710M4	H200-B	BFB2 - E7
Enclosure module, mounting form 710M1	H200-A/ -B	PAH2 - 710M1
Enclosure module, mounting form 710M4	H200-A/ -B	PAH2 - 710M4

Dimensions (mm)						
Product lines	H1	B1	T1	T2	2xM	H2
H200-A	175	115	100	38	20/25	165
H200-B	175	115	100	38	20/25	165

Enclosed Switches

sälzer



Product line
H200-A/ -B

Enclosed switches

Insulated enclosures
175 x 115 x 100 mm

With cover interlock
in ON position

Cable entries
4 x M20/ M25

710N1 (IP66)
710N4 (IP66)

Complete switch	Poles	Product line	Rated data (IEC 60947)			Order code number
			Operational current I _e	Operational power at 380–440 V		
			AC-21A A	AC-23A kW	AC-3 kW	
Main Switches OFF position padlockable 09h	3 ... 4	H200-A	20	5,5	3,7	H216 - 41 ... - 710N1
			25	7,5	5,5	H220 - 41 ... - 710N1
			32	11	7,5	H226 - 41 ... - 710N1
			40	15	11	H233 - 41 ... - 710N1
			63	18,5	15	H263 - 41 ... - 710N1
Main/Emergency-Off Switches OFF position padlockable 09h	3 ... 4	H200-A	20	5,5	3,7	H216 - 41 ... - 710N4
			25	7,5	5,5	H220 - 41 ... - 710N4
			32	11	7,5	H226 - 41 ... - 710N4
			40	15	11	H233 - 41 ... - 710N4
			63	18,5	15	H263 - 41 ... - 710N4
	3 ... 4	H200-B				

SMD modules for basic switch A02		
Mounting form module for 710N1/ 710N4	H200-A	BFA2 - E7
Mounting form module for 710N1/ 710N4	H200-B	BFB2 - E7
Enclosure module, mounting form 710N1	H200-A/ -B	PAH2 - 710N1
Enclosure module, mounting form 710N4	H200-A/ -B	PAH2 - 710N4

Dimensions (mm)						
Product lines	H1	B1	T1	T2	2xM	H2
H200-A	175	115	100	33	20/25	165
H200-B	175	115	100	33	20/25	165

Enclosed Switches

sälzer

Product line
H200-A/ -B

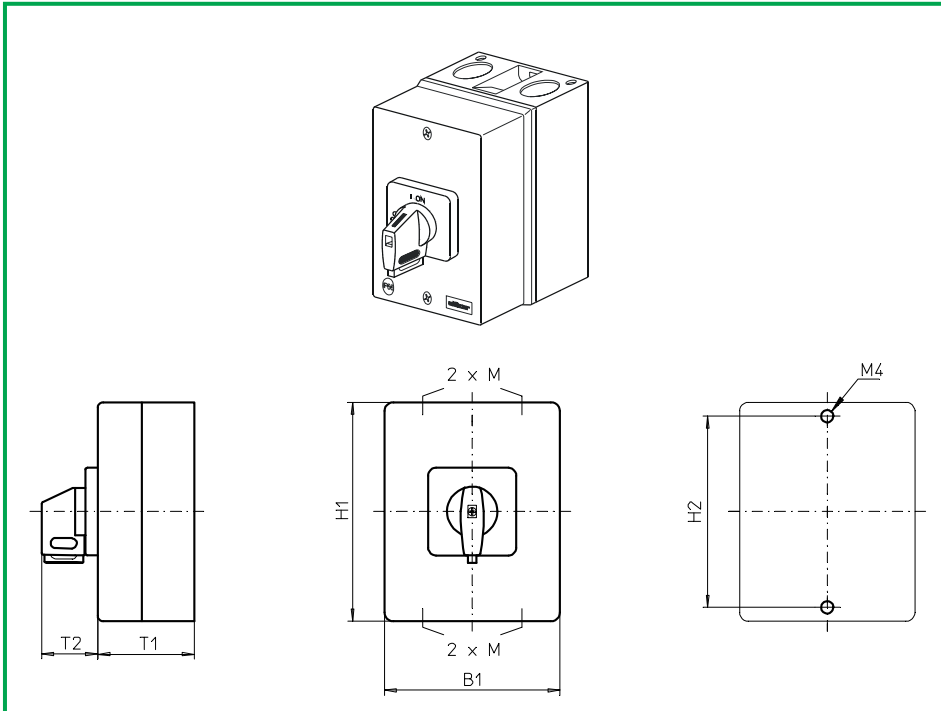
Enclosed switches

Insulated enclosures
175 x 115 x 100 mm

With cover interlock
in ON position

Cable entries
4 x M20/ M25

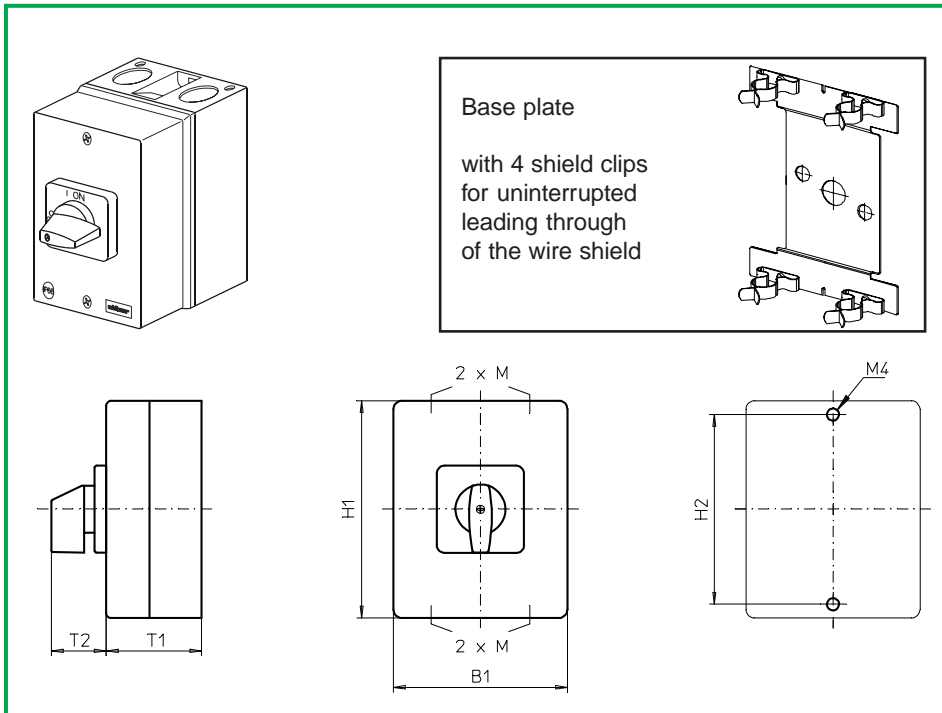
710V1 (IP66)
710V4 (IP66)



Complete switch	Poles	Product line	Rated data (IEC 60947)			Order code number	
			Operational current I _e	Operational power at 380–440 V			
			AC-21A A	AC-23A kW	AC-3 kW		
Main Switches OFF position padlockable 09h	3 ... 4	H200-A	20	5,5	3,7	H216 - 41 ... - 710V1	
			25	7,5	5,5	H220 - 41 ... - 710V1	
			32	11	7,5	H226 - 41 ... - 710V1	
			40	15	11	H233 - 41 ... - 710V1	
Main/Emergency-Off Switches OFF position padlockable 09h	3 ... 4	H200-B	63	18,5	15	H263 - 41 ... - 710V1	
			H200-A	20	5,5	3,7	H216 - 41 ... - 710V4
				25	7,5	5,5	H220 - 41 ... - 710V4
				32	11	7,5	H226 - 41 ... - 710V4
40	15	11		H233 - 41 ... - 710V4			
	3 ... 4	H200-B	63	18,5	15	H263 - 41 ... - 710V4	
SMD modules for basic switch A02							
Mounting form module for 710V1/ 710V4			H200-A			BFA2 - E7	
Mounting form module for 710V1/ 710V4			H200-B			BFB2 - E7	
Enclosure module, mounting form 710V1			H200-A/ -B			PAH2 - 710V1	
Enclosure module, mounting form 710V4			H200-A/ -B			PAH2 - 710V4	
Legend plate silver, enclosure module 710V1			H200-A/ -B			FAS4 - 9... (FA number)	
Legend plate yellow, enclosure module 710V4			H200-A/ -B			FBS4 - 9... (FA number)	
Dimensions (mm)							
Product lines	H1	B1	T1	T2	2xM	H2	
H200-A	175	115	100	39	20/25	165	
H200-B	175	115	100	39	20/25	165	

Enclosed Switches

sälzer



Product lines
H200-A/ -B

Insulated enclosures

175 x 115 x 100 mm

With cover interlock
in ON position

Uninterrupted leading
through of the wire shield

Cable entries

4 x M20/ M25

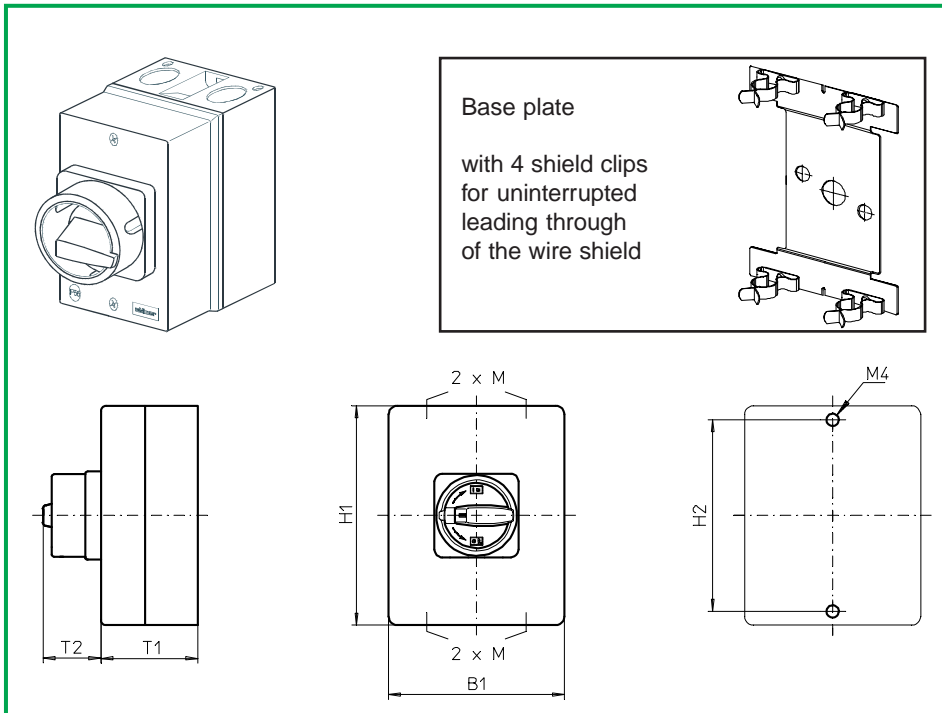
4 x SKL shield clip
for shield diameter 12-16 mm

716M1 (IP66)

Complete switch	Poles	Product line	Rated data (IEC 60947)			Order code number
			Operational current I_e	Operational power at 380-440 V		
			AC-21A A	AC-23A kW	AC-3 kW	
ON-OFF Switches Switching angle 90°	3 ... 4	H200-A	20	5,5	3,7	H216 - 41 ... - 716M1
			25	7,5	5,5	H220 - 41 ... - 716M1
			32	11	7,5	H226 - 41 ... - 716M1
	3 ... 4	H200-B	40	15	11	H233 - 41 ... - 716M1
			63	18,5	15	H263 - 41 ... - 716M1
SMD modules for basic switch A02						
Mounting form module for 716M1			H200-A		BFA2 - E7	
Mounting form module for 716M1			H200-B		BFB2 - E7	
Enclosure module, mounting form 716M1			H200-A/ -B		PAH2 - 716M1	
Legend plate silver, enclosure module 716M1			H200-A/ -B		FAS4 - 9... (FA number)	
Dimensions (mm)						
Product lines	H1	B1	T1	T2	2xM	H2
H200-A	175	115	100	39	20/25	165
H200-B	175	115	100	39	20/25	165

Enclosed Switches

sälzer



Product lines
H200-A/ -B

Insulated enclosures

175 x 115 x 100 mm

With cover interlock
in ON position

Uninterrupted leading
through of the wire shield

Cable entries

4 x M20/ M25

4 x SKL shield clip
for shield diameter 12-16 mm

715M1 (IP66)

715M4 (IP66)

Complete switch	Poles	Product line	Rated data (IEC 60947)			Order code number
			Operational current I _e	Operational power at 380–440 V		
			AC-21A A	AC-23A kW	AC-3 kW	
Main Switches OFF position padlockable 09h	3 ... 4	H200-A	20	5,5	3,7	H216 - 41 ... - 715M1
			25	7,5	5,5	H220 - 41 ... - 715M1
			32	11	7,5	H226 - 41 ... - 715M1
			40	15	11	H233 - 41 ... - 715M1
	3 ... 4	H200-B	63	18,5	15	H263 - 41 ... - 715M1
Main/Emergency-Off Switches OFF position padlockable 09h	3 ... 4	H200-A	20	5,5	3,7	H216 - 41 ... - 715M4
			25	7,5	5,5	H220 - 41 ... - 715M4
			32	11	7,5	H226 - 41 ... - 715M4
			40	15	11	H233 - 41 ... - 715M4
	3 ... 4	H200-B	63	18,5	15	H263 - 41 ... - 715M4

SMD modules for basic switch A02

Mounting form module for 715M1/ 715M4
Mounting form module for 715M1/ 715M4

H200-A
H200-B

BFA2 - E7
BFB2 - E7

Enclosure module, mounting form 715M1
Enclosure module, mounting form 715M4

H200-A/ -B
H200-A/ -B

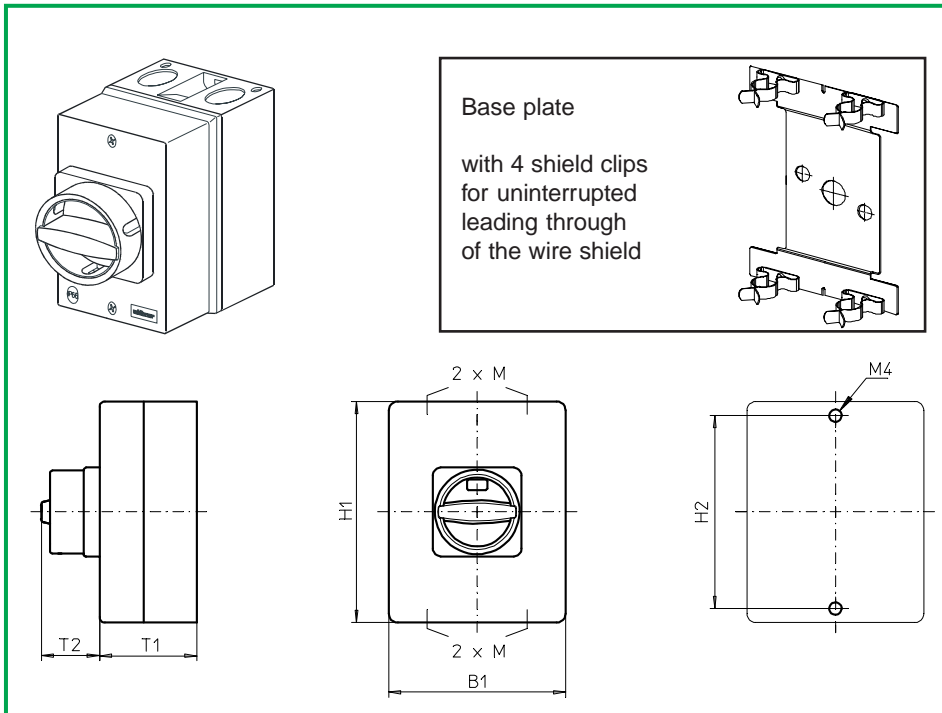
PAH2 - 715M1
PAH2 - 715M4

Dimensions (mm)

Product lines	H1	B1	T1	T2	2xM	H2
H200-A	175	115	100	38	20/25	165
H200-B	175	115	100	38	20/25	165

Enclosed Switches

sälzer



Product lines
H200-A/ -B

Insulated enclosures

175 x 115 x 100 mm

With cover interlock
in ON position

Uninterrupted leading
through of the wire shield

Cable entries

4 x M20/ M25

4 x SKL shield clip
for shield diameter 12-16 mm

715N1 (IP66)

715N4 (IP66)

Complete switch	Poles	Product line	Rated data (IEC 60947)			Order code number
			Operational current I _e	Operational power at 380–440 V		
			AC-21A A	AC-23A kW	AC-3 kW	
Main Switches OFF position padlockable 09h	3 ... 4	H200-A	20	5,5	3,7	H216 - 41 ... - 715N1
			25	7,5	5,5	H220 - 41 ... - 715N1
			32	11	7,5	H226 - 41 ... - 715N1
			40	15	11	H233 - 41 ... - 715N1
			63	18,5	15	H263 - 41 ... - 715N1
Main/Emergency-Off Switches OFF position padlockable 09h	3 ... 4	H200-A	20	5,5	3,7	H216 - 41 ... - 715N4
			25	7,5	5,5	H220 - 41 ... - 715N4
			32	11	7,5	H226 - 41 ... - 715N4
			40	15	11	H233 - 41 ... - 715N4
			63	18,5	15	H263 - 41 ... - 715N4
	3 ... 4	H200-B				

SMD modules for basic switch A02

Mounting form module for 715N1/ 715N4
Mounting form module for 715N1/ 715N4

H200-A
H200-B

BFA2 - E7
BFB2 - E7

Enclosure module, mounting form 715N1
Enclosure module, mounting form 715N4

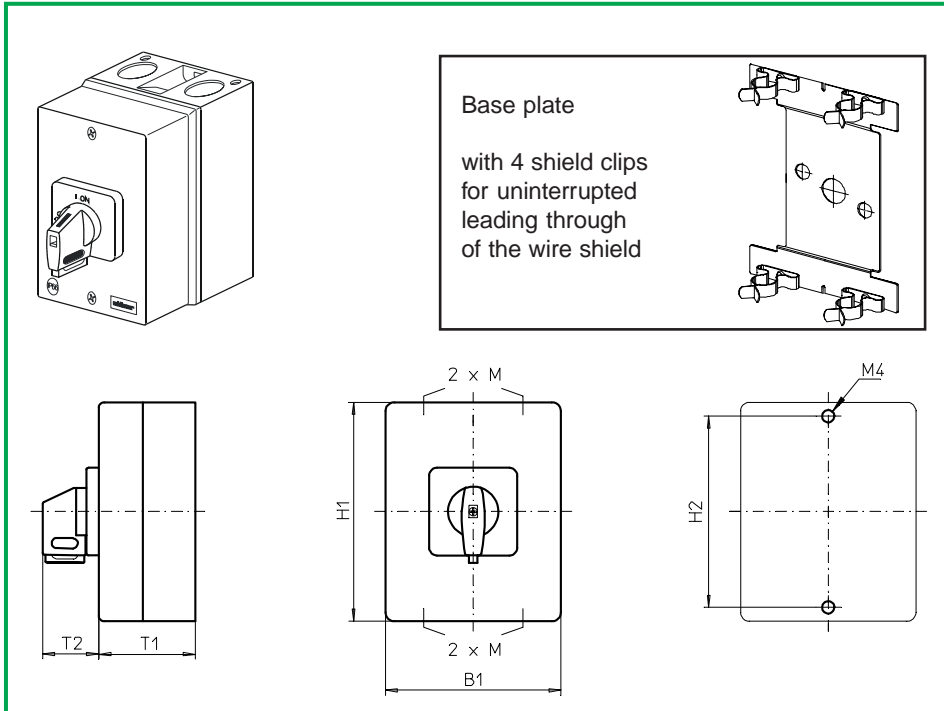
H200-A/ -B
H200-A/ -B

PAH2 - 715N1
PAH2 - 715N4

Dimensions (mm)

Product lines	H1	B1	T1	T2	2xM	H2
H200-A	175	115	100	33	20/25	165
H200-B	175	115	100	33	20/25	165

Enclosed Switches



Product lines
H200-A/ -B

Insulated enclosures

175 x 115 x 100 mm

With cover interlock
in ON position

Uninterrupted leading
through of the wire shield

Cable entries

4 x M20/ M25

4 x SKL shield clip
for shield diameter 12-16 mm

715V1 (IP66)

715V4 (IP66)

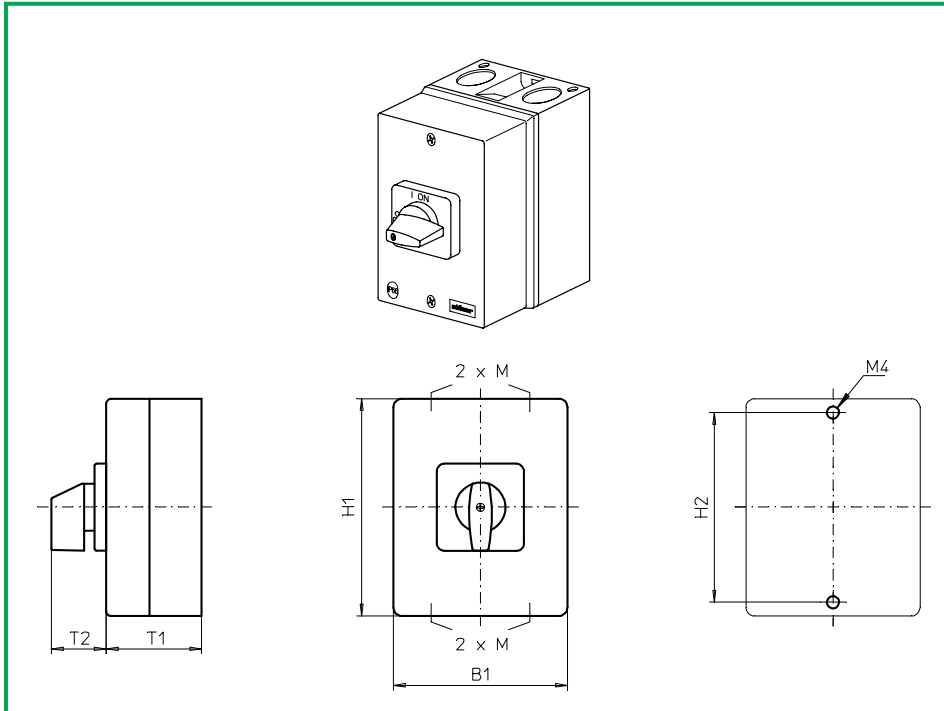
Complete switch	Poles	Product line	Rated data (IEC 60947)			Order code number
			Operational current I _e	Operational power at 380–440 V		
			AC-21A A	AC-23A kW	AC-3 kW	
Main Switches OFF position padlockable 09h	3 ... 4	H200-A	20	5,5	3,7	H216 - 41 ... - 715V1
			25	7,5	5,5	H220 - 41 ... - 715V1
			32	11	7,5	H226 - 41 ... - 715V1
			40	15	11	H233 - 41 ... - 715V1
			63	18,5	15	H263 - 41 ... - 715V1
Main/Emergency-Off Switches OFF position padlockable 09h	3 ... 4	H200-A	20	5,5	3,7	H216 - 41 ... - 715V4
			25	7,5	5,5	H220 - 41 ... - 715V4
			32	11	7,5	H226 - 41 ... - 715V4
			40	15	11	H233 - 41 ... - 715V4
			63	18,5	15	H263 - 41 ... - 715V4
	3 ... 4	H200-B				

SMD modules for basic switch A02		
Mounting form module for 715V1/ 715V4	H200-A	BFA2 - E7
Mounting form module for 715V1/ 715V4	H200-B	BFB2 - E7
Enclosure module, mounting form 715V1	H200-A/ -B	PAH2 - 715V1
Enclosure module, mounting form 715V4	H200-A/ -B	PAH2 - 715V4
Legend plate silver, enclosure module 715V1	H200-A/ -B	FAS4 - 9... (FA number)
Legend plate yellow, enclosure module 715V4	H200-A/ -B	FBS4 - 9... (FA number)

Dimensions (mm)						
Product lines	H1	B1	T1	T2	2xM	H2
H200-A	175	115	100	39	20/25	165
H200-B	175	115	100	39	20/25	165

Enclosed Switches

sälzer



Product line
H200-D

Enclosed switches

Insulated enclosures
175 x 115 x 100 mm

With cover interlock
in ON position

Cable entries
4 x M20/ M25

721M1 (IP66)

Complete switch	Poles	Product line	Rated data (IEC 60947)			Order code number
			Operational current I_e	Operational power at 380–440 V		
			AC-21A A	AC-23A kW	AC-3 kW	
ON-OFF Switches Switching angle 90°	6	H200-D	20	5,5	3,7	H216 - 41600 - 721M1
			25	7,5	5,5	H220 - 41600 - 721M1
			32	11	7,5	H226 - 41600 - 721M1
			40	15	11	H233 - 41600 - 721M1
SMD modules for basic switch A02						
Mounting form module for 721M1.				H200-D		BFB2 - E7
Enclosure module, mounting form 721M1				H200-D		PAH2 - 721M1
Legend plate silver, enclosure module 721M1				H200-D		FAS4 - 9... (FA number)
Dimensions (mm)						
Product line	H1	B1	T1	T2	2xM	H2
H200-D	175	115	100	39	20/25	165

Enclosed Switches

sälzer

Product line
H200-D

Enclosed switches

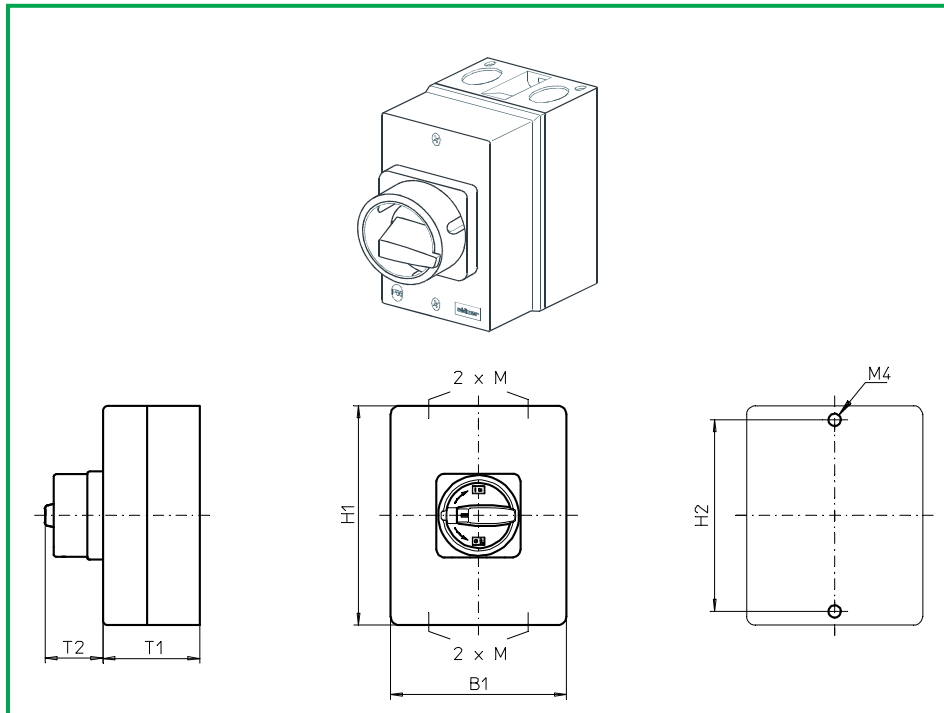
Insulated enclosures
175 x 115 x 100 mm

With cover interlock
in ON position

Cable entries
4 x M20/ M25

720M1 (IP66)

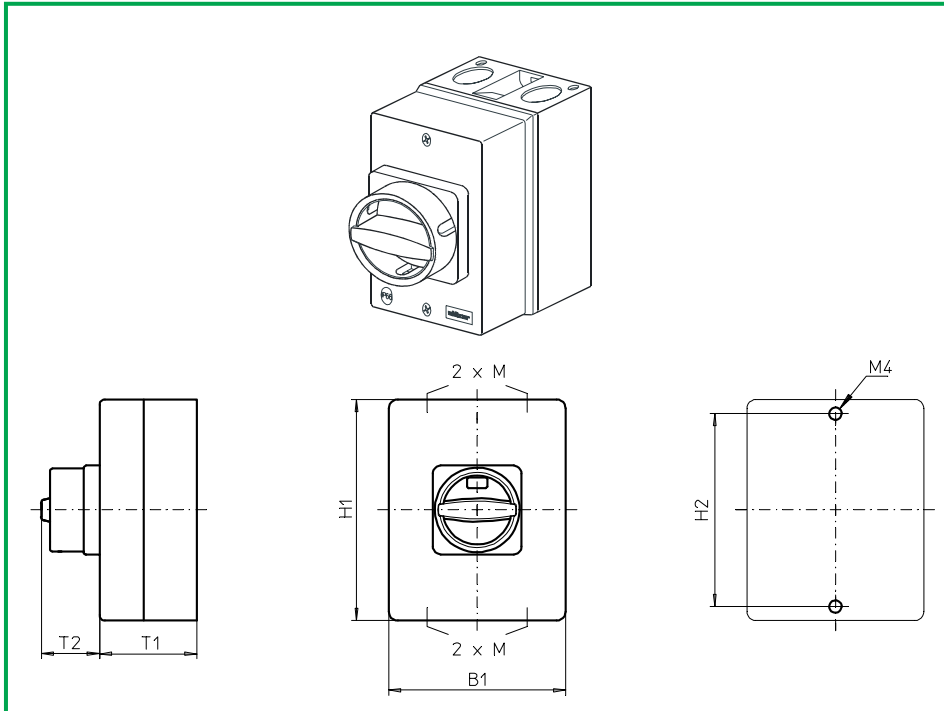
720M4 (IP66)



Complete switch	Poles	Product line	Rated data (IEC 60947)			Order code number
			Operational current I _e	Operational power at 380–440 V		
			AC-21A A	AC-23A kW	AC-3 kW	
Main Switches OFF position padlockable 09h	6	H200-D	20	5,5	3,7	H216 - 41600 - 720M1
			25	7,5	5,5	H220 - 41600 - 720M1
			32	11	7,5	H226 - 41600 - 720M1
			40	15	11	H233 - 41600 - 720M1
Main/Emergency-Off Switches OFF position padlockable 09h	6	H200-D	20	5,5	3,7	H216 - 41600 - 720M4
			25	7,5	5,5	H220 - 41600 - 720M4
			32	11	7,5	H226 - 41600 - 720M4
			40	15	11	H233 - 41600 - 720M4
SMD modules for basic switch A02						
Mounting form module for 720M.			H200-D		BFB2 - E7	
Enclosure module, mounting form 720M1			H200-D		PAH2 - 720M1	
Enclosure module, mounting form 720M4			H200-D		PAH2 - 720M4	
Dimensions (mm)						
Product line	H1	B1	T1	T2	2xM	H2
H200-D	175	115	100	38	20/25	165

Enclosed Switches

sälzer



Product line
H200-D

Enclosed switches

Insulated enclosures
175 x 115 x 100 mm

With cover interlock
in ON position

Cable entries
4 x M20/ M25

720N1 (IP66)
720N4 (IP66)

Complete switch	Poles	Product line	Rated data (IEC 60947)			Order code number
			Operational current I _e	Operational power at 380–440 V		
			AC-21A A	AC-23A kW	AC-3 kW	
Main Switches OFF position padlockable 09h	6	H200-D	20	5,5	3,7	H216 - 41600 - 720N1
			25	7,5	5,5	H220 - 41600 - 720N1
			32	11	7,5	H226 - 41600 - 720N1
			40	15	11	H233 - 41600 - 720N1
Main/Emergency-Off Switches OFF position padlockable 09h	6	H200-D	20	5,5	3,7	H216 - 41600 - 720N4
			25	7,5	5,5	H220 - 41600 - 720N4
			32	11	7,5	H226 - 41600 - 720N4
			40	15	11	H233 - 41600 - 720N4

SMD modules for basic switch A02			
Mounting form module for 720N.		H200-D	BFB2 - E7
Enclosure module, mounting form 720N1		H200-D	PAH2 - 720N1
Enclosure module, mounting form 720N4		H200-D	PAH2 - 720N4

Dimensions (mm)						
Product line	H1	B1	T1	T2	2xM	H2
H200-D	175	115	100	33	20/25	165

Enclosed Switches

sälzer

Product line
H200-D

Enclosed switches

Insulated enclosures

175 x 115 x 100 mm

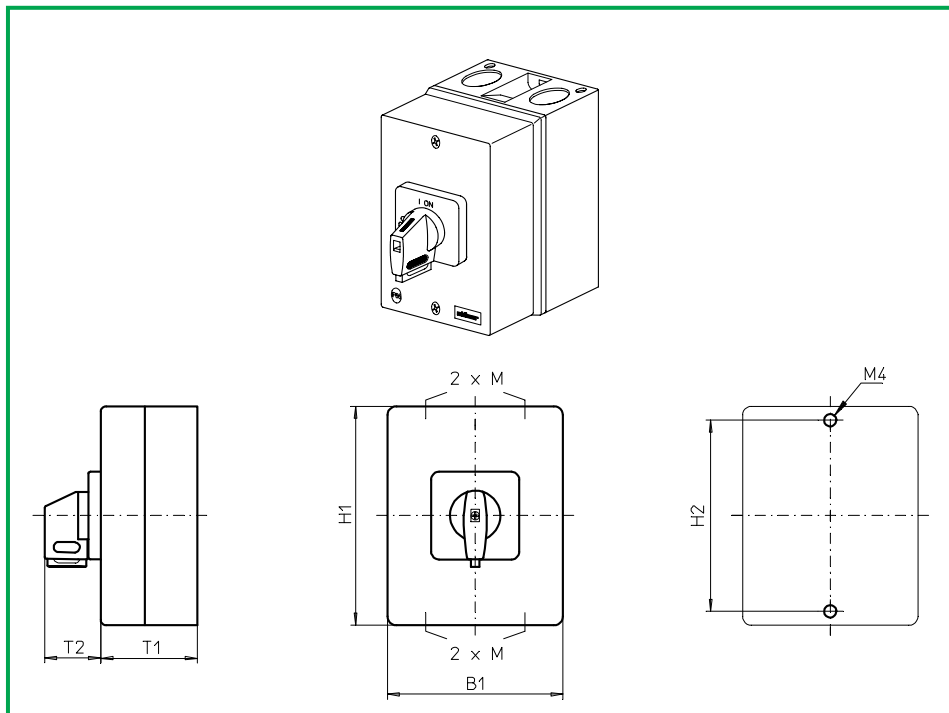
With cover interlock
in ON position

Cable entries

4 x M20/ M25

720V1 (IP66)

720V4 (IP66)



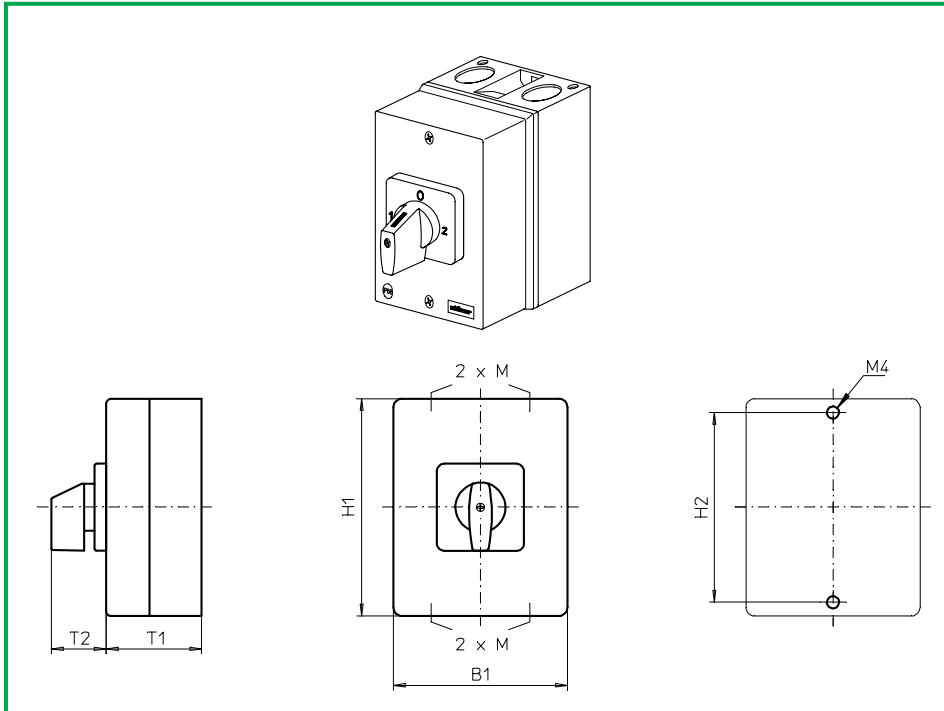
Complete switch	Poles	Product line	Rated data (IEC 60947)			Order code number
			Operational current I _e	Operational power at 380–440 V		
			AC-21A A	AC-23A kW	AC-3 kW	
Main Switches OFF position padlockable 09h	6	H200-D	20	5,5	3,7	H216 - 41600 - 720V1
			25	7,5	5,5	H220 - 41600 - 720V1
			32	11	7,5	H226 - 41600 - 720V1
			40	15	11	H233 - 41600 - 720V1
Main/Emergency-Off Switches OFF position padlockable 09h	6	H200-D	20	5,5	3,7	H216 - 41600 - 720V4
			25	7,5	5,5	H220 - 41600 - 720V4
			32	11	7,5	H226 - 41600 - 720V4
			40	15	11	H233 - 41600 - 720V4

SMD modules for basic switch A02		
Mounting form module for 720V.	H200-D	BFB2 - E7
Enclosure module, mounting form 720V1	H200-D	PAH2 - 720V1
Enclosure module, mounting form 720V4	H200-D	PAH2 - 720V4
Legend plate silver, enclosure module 720V1	H200-D	FAS4 - 9... (FA number)
Legend plate yellow, enclosure module 720V4	H200-D	FBS4 - 9... (FA number)

Dimensions (mm)						
Product line	H1	B1	T1	T2	2xM	H2
H200-D	175	115	100	39	20/25	165

Enclosed Switches

sälzer



Product line
H200-E

Enclosed switches

Insulated enclosures
175 x 115 x 100 mm

With cover interlock
in ON positions

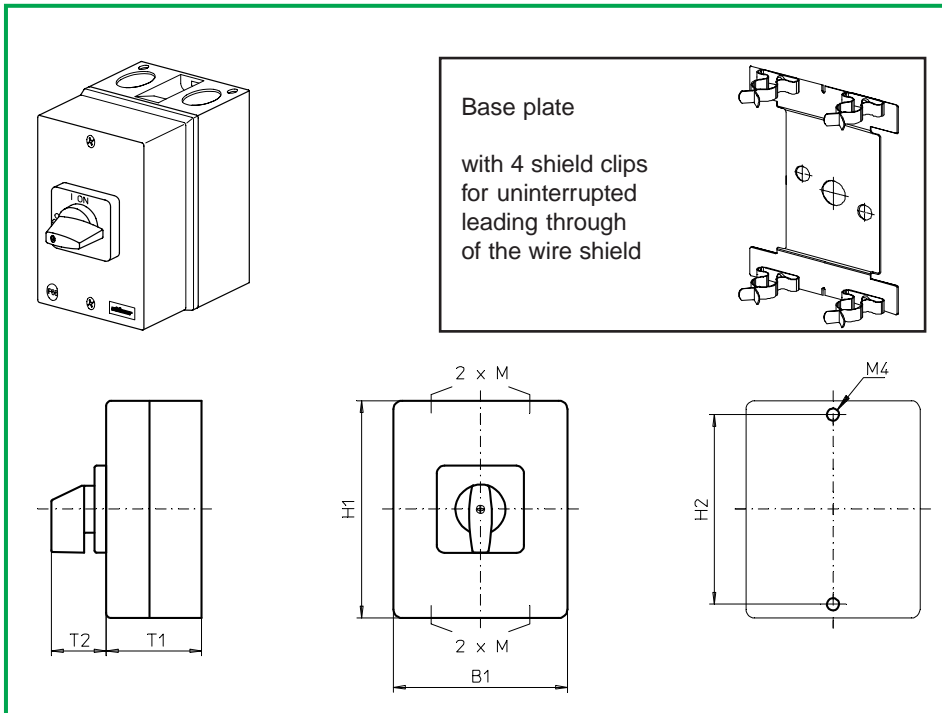
Cable entries
4 x M20/ M25

722M1 (IP66)

Complete switch	Poles	Product line	Rated data (IEC 60947)			Order code number
			Operational current I _e AC-21A A	Operational power at 380–440 V AC-23A kW	AC-3 kW	
Changeover with OFF Switching angle 90°	3	H200-E	20	5,5	3,7	H216 - 71300 - 722M1
			25	7,5	5,5	H220 - 71300 - 722M1
			32	11	7,5	H226 - 71300 - 722M1
			40	15	11	H233 - 71300 - 722M1
SMD modules for basic switch A02						
Mounting form module for 722M1				H200-E		BFB2 - E7
Enclosure module, mounting form 722M1				H200-E		PAH2 - 722M1
Legend plate silver, enclosure module 722M1				H200-E		FAS4 - 9... (FA number)
Dimensions (mm)						
Product line	H1	B1	T1	T2	2xM	H2
H200-E	175	115	100	39	20/25	165

Enclosed Switches

sälzer



Product line
H200-D

Insulated enclosures

175 x 115 x 100 mm

With cover interlock
in ON position

Uninterrupted leading
through of the wire shield

Cable entries

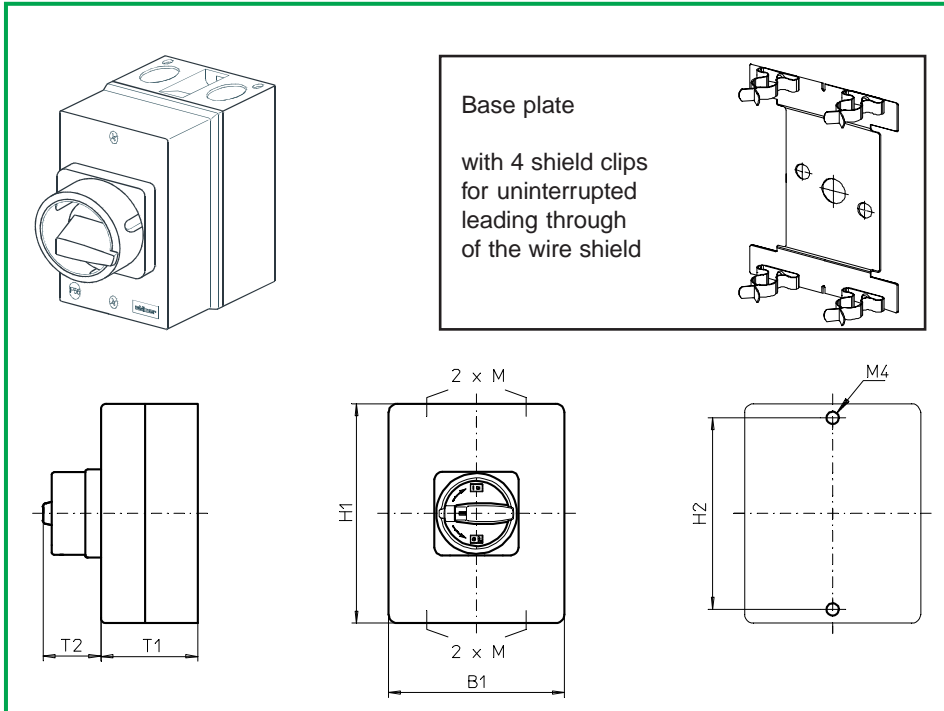
4 x M20/ M25

4 x SKL shield clip
for shield diameter 12-16 mm

726M1 (IP66)

Complete switch	Poles	Product line	Rated data (IEC 60947)			Order code number
			Operational current I_e	Operational power at 380–440 V		
			AC-21A A	AC-23A kW	AC-3 kW	
ON-OFF Switches Switching angle 90°	6	H200-D	20	5,5	3,7	H216 - 41600 - 726M1
			25	7,5	5,5	H220 - 41600 - 726M1
			32	11	7,5	H226 - 41600 - 726M1
			40	15	11	H233 - 41600 - 726M1
SMD modules for basic switch A02						
Mounting form module for 726M.				H200-D		BFB2 - E7
Enclosure module, mounting form 726M1				H200-D		PAH2 - 726M1
Legend plate silver, enclosure module 726M1				H200-D		FAS4 - 9... (FA number)
Dimensions (mm)						
Product line	H1	B1	T1	T2	2xM	H2
H200-D	175	115	100	39	20/25	165

Enclosed Switches



Product line
H200-D

Insulated enclosures

175 x 115 x 100 mm

With cover interlock
in ON position

Uninterrupted leading
through of the wire shield

Cable entries

4 x M20/ M25

4 x SKL shield clip
for shield diameter 12-16 mm

725M1 (IP66)

725M4 (IP66)

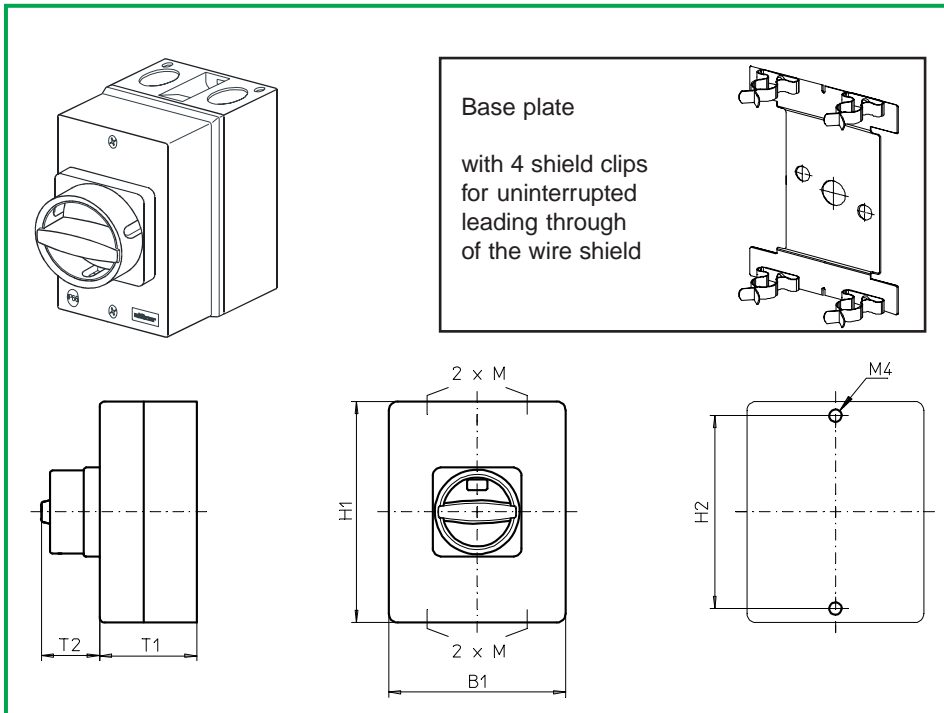
Complete switch	Poles	Product line	Rated data (IEC 60947)			Order code number
			Operational current I _e	Operational power at 380–440 V		
			AC-21A A	AC-23A kW	AC-3 kW	
Main Switches OFF position padlockable 09h	6	H200-D	20	5,5	3,7	H216 - 41600 - 725M1
			25	7,5	5,5	H220 - 41600 - 725M1
			32	11	7,5	H226 - 41600 - 725M1
			40	15	11	H233 - 41600 - 725M1
Main/Emergency-Off Switches OFF position padlockable 09h	6	H200-D	20	5,5	3,7	H216 - 41600 - 725M4
			25	7,5	5,5	H220 - 41600 - 725M4
			32	11	7,5	H226 - 41600 - 725M4
			40	15	11	H233 - 41600 - 725M4

SMD modules for basic switch A02						
Mounting form module for 725M.				H200-D		BFB2 - E7
Enclosure module, mounting form 725M1				H200-D		PAH2 - 725M1
Enclosure module, mounting form 725M4				H200-D		PAH2 - 725M4

Dimensions (mm)						
Product line	H1	B1	T1	T2	2xM	H2
H200-D	175	115	100	38	20/25	165

Enclosed Switches

sälzer



Product line
H200-D

Insulated enclosures

175 x 115 x 100 mm

With cover interlock
in ON position

Uninterrupted leading
through of the wire shield

Cable entries

4 x M20/ M25

4 x SKL shield clip
for shield diameter 12-16 mm

725N1 (IP66)

725N4 (IP66)

Complete switch	Poles	Product line	Rated data (IEC 60947)			Order code number
			Operational current I _e	Operational power at 380–440 V		
			AC-21A A	AC-23A kW	AC-3 kW	
Main Switches OFF position padlockable 09h	6	H200-D	20	5,5	3,7	H216 - 41600 - 725N1
			25	7,5	5,5	H220 - 41600 - 725N1
			32	11	7,5	H226 - 41600 - 725N1
			40	15	11	H233 - 41600 - 725N1
Main/Emergency-Off Switches OFF position padlockable 09h	6	H200-D	20	5,5	3,7	H216 - 41600 - 725N4
			25	7,5	5,5	H220 - 41600 - 725N4
			32	11	7,5	H226 - 41600 - 725N4
			40	15	11	H233 - 41600 - 725N4

SMD modules for basic switch A02

Mounting form module for 725N.

H200-D

BFB2 - E7

Enclosure module, mounting form 725N1
Enclosure module, mounting form 725N4

H200-D
H200-D

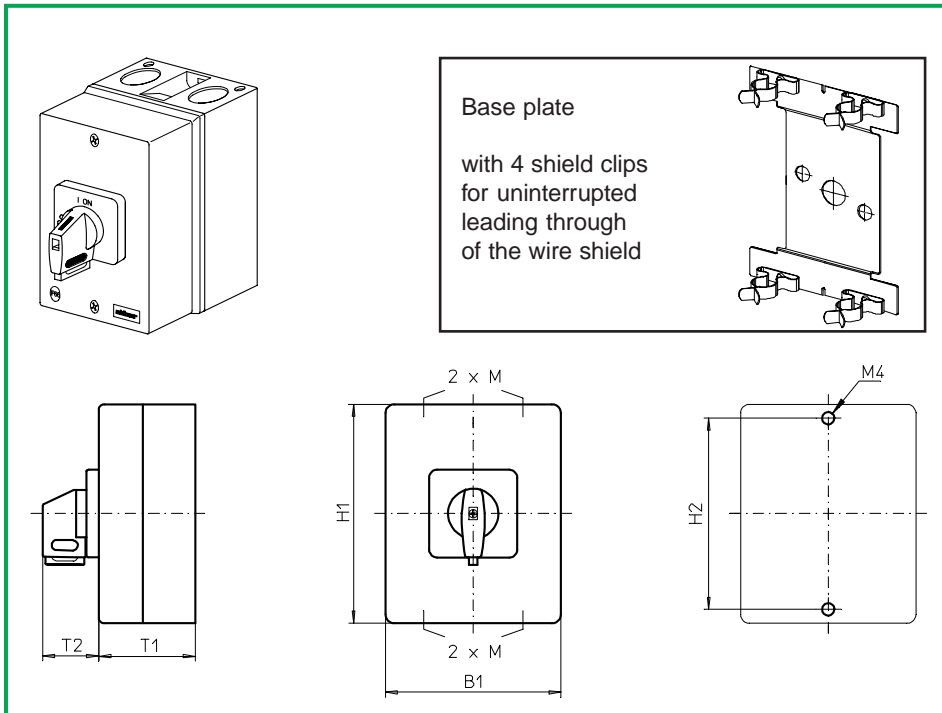
PAH2 - 725N1
PAH2 - 725N4

Dimensions (mm)

Product line	H1	B1	T1	T2	2xM	H2
H200-D	175	115	100	33	20/25	165

Enclosed Switches

sälzer



Product line
H200-D

Insulated enclosures

175 x 115 x 100 mm

With cover interlock
in ON position

Uninterrupted leading
through of the wire shield

Cable entries

4 x M20/ M25

4 x SKL shield clip
for shield diameter 12-16 mm

725V1 (IP66)

725V4 (IP66)

Complete switch	Poles	Product line	Rated data (IEC 60947)			Order code number
			Operational current I _e	Operational power at 380–440 V		
			AC-21A A	AC-23A kW	AC-3 kW	
Main Switches OFF position padlockable 09h	6	H200-D	20	5,5	3,7	H216 - 41600 - 725V1
			25	7,5	5,5	H220 - 41600 - 725V1
			32	11	7,5	H226 - 41600 - 725V1
			40	15	11	H233 - 41600 - 725V1
Main/Emergency-Off Switches OFF position padlockable 09h	6	H200-D	20	5,5	3,7	H216 - 41600 - 725V4
			25	7,5	5,5	H220 - 41600 - 725V4
			32	11	7,5	H226 - 41600 - 725V4
			40	15	11	H233 - 41600 - 725V4

SMD modules for basic switch A02

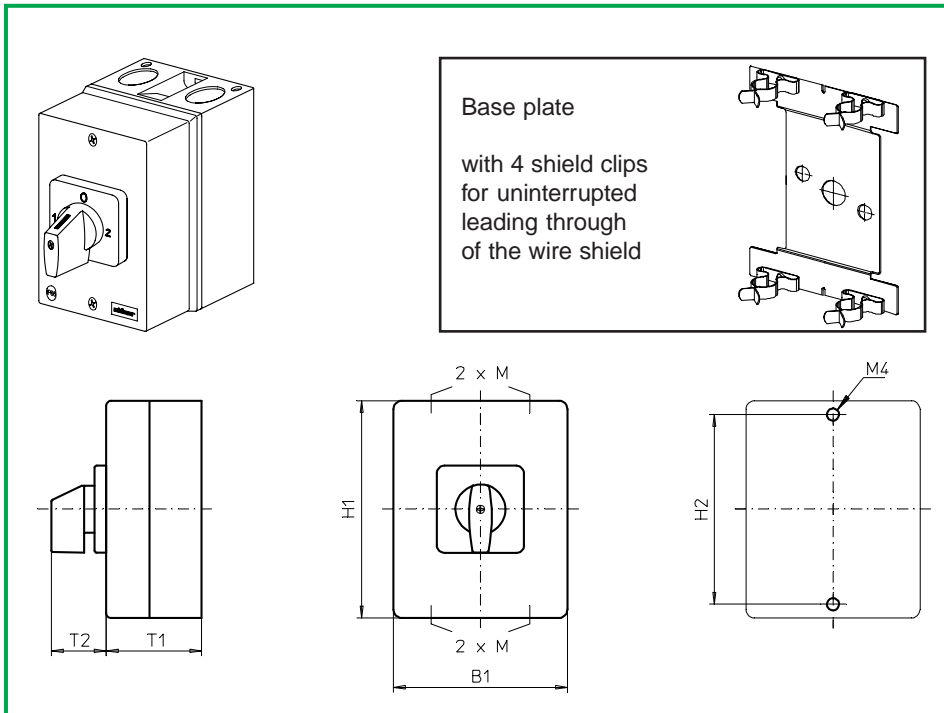
Mounting form module for 725V.	H200-D	BFB2 - E7
Enclosure module, mounting form 725V1	H200-D	PAH2 - 725V1
Enclosure module, mounting form 725V4	H200-D	PAH2 - 725V4
Legend plate silver, enclosure module 725V1	H200-D	FAS4 - 9... (FA number)
Legend plate yellow, enclosure module 725V4	H200-D	FBS4 - 9... (FA number)

Dimensions (mm)

Product line	H1	B1	T1	T2	2xM	H2
H200-D	175	115	100	39	20/25	165

Enclosed Switches

sälzer



Product line
H200-E

Insulated enclosures

175 x 115 x 100 mm

With cover interlock
in ON position

Uninterrupted leading
through of the wire shield

Cable entries

4 x M20/ M25

4 x SKL shield clip
for shield diameter 12-16 mm

727M1 (IP66)

Complete switch	Poles	Product line	Rated data (IEC 60947)			Order code number
			Operational current I _e	Operational power at 380–440 V		
			AC-21A A	AC-23A kW	AC-3 kW	
Changeover with OFF Switching angle 90°	3	H200-E	20	5,5	3,7	H216 - 71300 - 727M1
			25	7,5	5,5	H220 - 71300 - 727M1
			32	11	7,5	H226 - 71300 - 727M1
			40	15	11	H233 - 71300 - 727M1
SMD modules for basic switch A02						
Mounting form module for 727M1				H200-E		BFB2 - E7
Enclosure module, mounting form 727M1				H200-E		PAH2 - 727M1
Legend plate silver, enclosure module 727M1				H200-E		FAS4 - 9... (FA number)
Dimensions (mm)						
Product line	H1	B1	T1	T2	2xM	H2
H200-E	175	115	100	39	20/25	165

Enclosed Switches

sälzer

Product line
H200-A/ -B

Enclosed switches

Insulated enclosures

175 x 115 x 100 mm
With cover interlock
in ON position

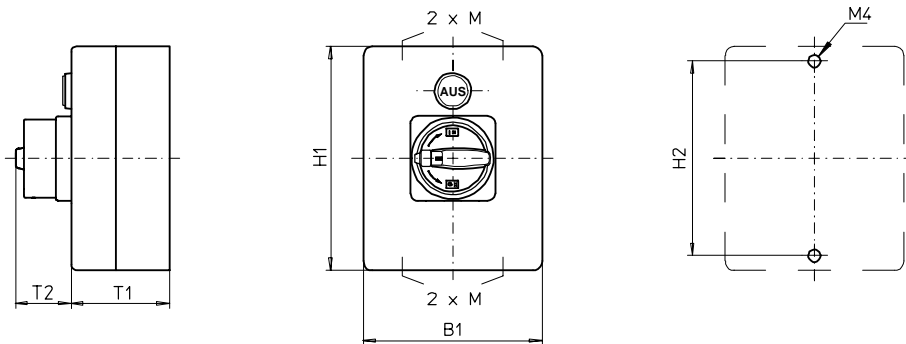
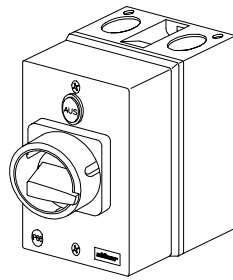
LED pilot light white
"OFF", LED for 230 VAC

Cable entries

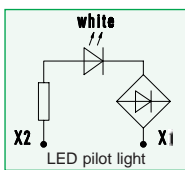
4 x M20/ M25

750M1 (IP66)

750M4 (IP66)



Complete switch	Poles	Product line	Rated data (IEC 60947)			Order code number		
			Operational current I _e	Operational power at 380–440 V				
			AC-21A A	AC-23A kW	AC-3 kW			
Main Switches OFF position padlockable 09h	3 ... 4	H200-A	20	5,5	3,7	H216 - 41 ... - 750M1		
			25	7,5	5,5	H220 - 41 ... - 750M1		
			32	11	7,5	H226 - 41 ... - 750M1		
			40	15	11	H233 - 41 ... - 750M1		
Main/Emergency-Off Switches OFF position padlockable 09h	3 ... 4	H200-B	63	18,5	15	H263 - 41 ... - 750M1		
			3 ... 4	H200-A	20	5,5	3,7	H216 - 41 ... - 750M4
					25	7,5	5,5	H220 - 41 ... - 750M4
					32	11	7,5	H226 - 41 ... - 750M4
40	15	11			H233 - 41 ... - 750M4			
	3 ... 4	H200-B	63	18,5	15	H263 - 41 ... - 750M4		



Note: For 3-pole switches use the switching programmes 41311, 41322 and 41331, for 4-pole switches use the switching programme 41411.

The auxiliary contact 21-22 (1 n/c) is reserved for the LED pilot light showing the OFF position of the main contacts.

SMD modules for basic switch A02

Mounting form module for 750M1/ 750M4
Mounting form module for 750M1/ 750M4

H200-A
H200-B

BFA2 - E7
BFB2 - E7

Enclosure module, mounting form 750M1
Enclosure module, mounting form 750M4

H200-A/ -B
H200-A/ -B

PAH2 - 750M1
PAH2 - 750M4

Dimensions (mm)

Product lines	H1	B1	T1	T2	2xM	H2
H200-A	175	115	100	38	20/25	165
H200-B	175	115	100	38	20/25	165

Enclosed Switches

sälzer

Product line
H200-A/ -B

Enclosed switches

Insulated enclosures

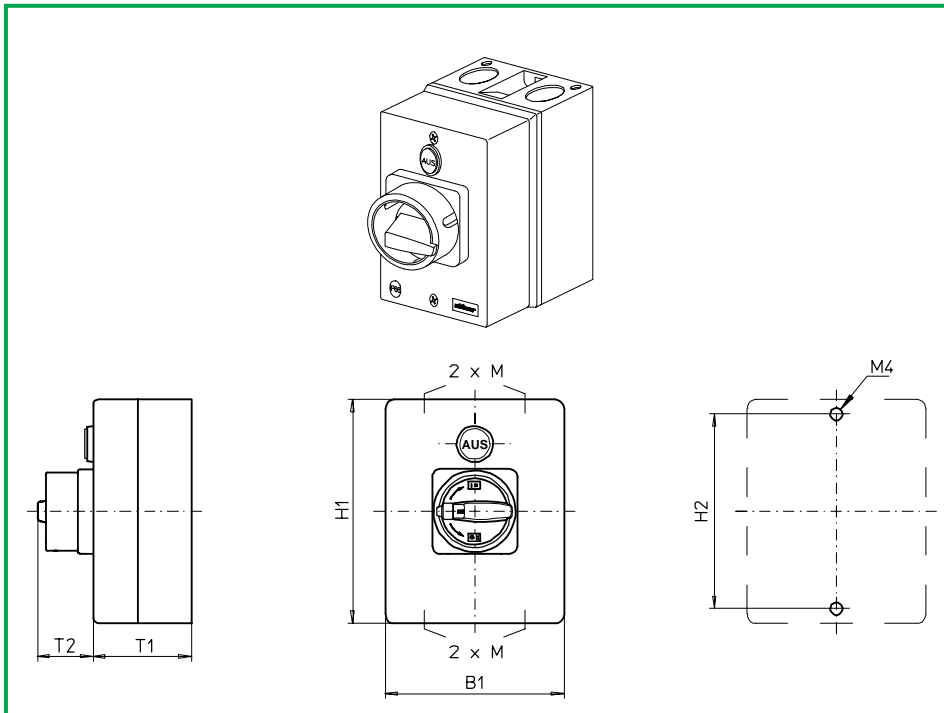
175 x 115 x 100 mm
With cover interlock
in ON position

LED pilot light white
"OFF", LED for 230 VAC

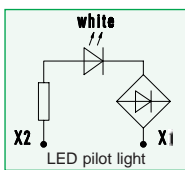
Cable entries

4 x M20/ M25

750M6 (IP66)



Complete switch	Poles	Product line	Rated data (IEC 60947)			Order code number
			Operational current I_e	Operational power at 380–440 V		
			AC-21A A	AC-23A kW	AC-3 kW	
Main Switches OFF position padlockable 09h	3 ... 4	H200-A	20	5,5	3,7	H216 - 41 ... - 750M6
			25	7,5	5,5	H220 - 41 ... - 750M6
			32	11	7,5	H226 - 41 ... - 750M6
			40	15	11	H233 - 41 ... - 750M6
	3 ... 4	H200-B	63	18,5	15	H263 - 41 ... - 750M6



Note: For 3-pole switches use the switching programmes 41311, 41322 and 41331, for 4-pole switches use the switching programme 41411.
The auxiliary contact 21-22 (1 n/c) is reserved for the LED pilot light showing the OFF position of the main contacts.

SMD modules for basic switch A02

Mounting form module for 750M6	H200-A	BFA2 - E7
Mounting form module for 750M6	H200-B	BFB2 - E7
Enclosure module, mounting form 750M6 Escutcheon grey, padlockable handle black	H200-A/ -B	PAH2 - 750M6

Dimensions (mm)

Product lines	H1	B1	T1	T2	2xM	H2
H200-A	175	115	100	38	20/25	165
H200-B	175	115	100	38	20/25	165

Enclosed Switches

sälzer

Product line
H200-A/ -B

Enclosed switches

Insulated enclosures

175 x 115 x 100 mm
With cover interlock
in ON position

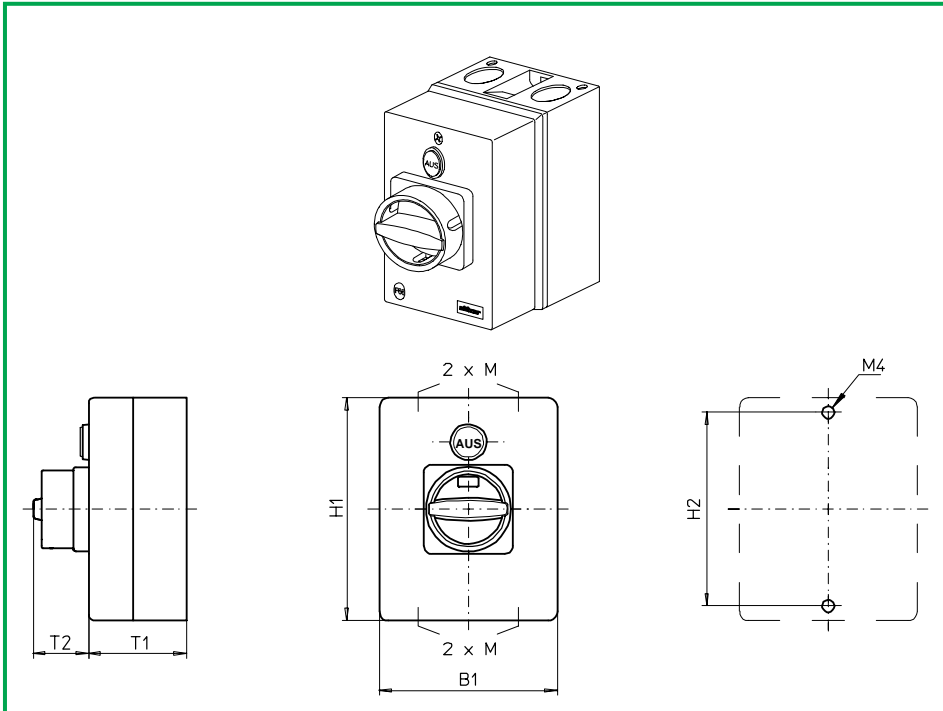
LED pilot light white
"OFF", LED for 230 VAC

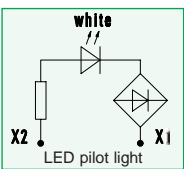
Cable entries

4 x M20/ M25

750N1 (IP66)

750N4 (IP66)



Complete switch	Poles	Product line	Rated data (IEC 60947)			Order code number		
			Operational current I _e	Operational power at 380–440 V				
			AC-21A A	AC-23A kW	AC-3 kW			
Main Switches OFF position padlockable 09h	3 ... 4	H200-A	20	5,5	3,7	H216 - 41 ... - 750N1		
			25	7,5	5,5	H220 - 41 ... - 750N1		
			32	11	7,5	H226 - 41 ... - 750N1		
			40	15	11	H233 - 41 ... - 750N1		
Main/Emergency-Off Switches OFF position padlockable 09h	3 ... 4	H200-B	63	18,5	15	H263 - 41 ... - 750N1		
			3 ... 4	H200-A	20	5,5	3,7	H216 - 41 ... - 750N4
					25	7,5	5,5	H220 - 41 ... - 750N4
					32	11	7,5	H226 - 41 ... - 750N4
40	15	11			H233 - 41 ... - 750N4			
	3 ... 4	H200-B	63	18,5	15	H263 - 41 ... - 750N4		

Note: For 3-pole switches use the switching programmes 41311, 41322 and 41331, for 4-pole switches use the switching programme 41411.

The auxiliary contact 21-22 (1 n/c) is reserved for the LED pilot light showing the OFF position of the main contacts.

SMD modules for basic switch A02

Mounting form module for 750N1/ 750N4	H200-A	BFA2 - E7
Mounting form module for 750N1/ 750N4	H200-B	BFB2 - E7
Enclosure module, mounting form 750N1	H200-A/ -B	PAH2 - 750N1
Enclosure module, mounting form 750N4	H200-A/ -B	PAH2 - 750N4

Dimensions (mm)

Product lines	H1	B1	T1	T2	2xM	H2
H200-A	175	115	100	33	20/25	165
H200-B	175	115	100	33	20/25	165

Enclosed Switches

sälzer

Product line
H200-A/ -B

Enclosed switches

Insulated enclosures

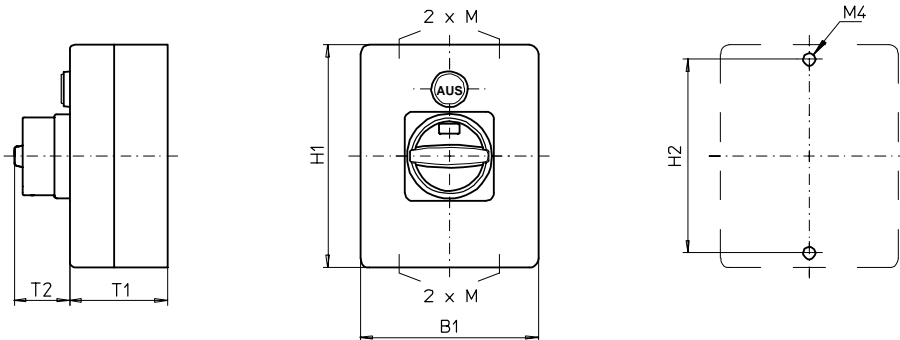
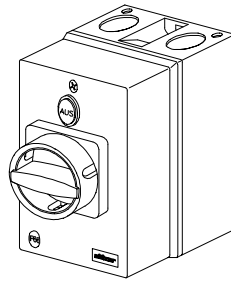
175 x 115 x 100 mm
With cover interlock
in ON position

LED pilot light white
"OFF", LED for 230 VAC

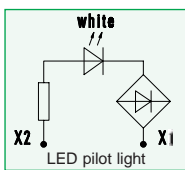
Cable entries

4 x M20/ M25

750N6 (IP66)



Complete switch	Poles	Product line	Rated data (IEC 60947)			Order code number
			Operational current I _e	Operational power at 380–440 V		
			AC-21A A	AC-23A kW	AC-3 kW	
Main Switches OFF position padlockable 09h	3 ... 4	H200-A	20	5,5	3,7	H216 - 41 ... - 750N6
			25	7,5	5,5	H220 - 41 ... - 750N6
			32	11	7,5	H226 - 41 ... - 750N6
			40	15	11	H233 - 41 ... - 750N6
	3 ... 4	H200-B	63	18,5	15	H263 - 41 ... - 750N6



Note: For 3-pole switches use the switching programmes 41311, 41322 and 41331, for 4-pole switches use the switching programme 41411.
The auxiliary contact 21-22 (1 n/c) is reserved for the LED pilot light showing the OFF position of the main contacts.

SMD modules for basic switch A02

Mounting form module for 750N6	H200-A	BFA2 - E7
Mounting form module for 750N6	H200-B	BFB2 - E7
Enclosure module, mounting form 750N6 Escutcheon grey, padlockable handle black	H200-A/ -B	PAH2 - 750N6

Dimensions (mm)

Product lines	H1	B1	T1	T2	2xM	H2
H200-A	175	115	100	33	20/25	165
H200-B	175	115	100	33	20/25	165

Enclosed Switches

sälzer

Product line
H200-A/ -B

Enclosed switches

Insulated enclosures

175 x 115 x 100 mm
With cover interlock
in ON position

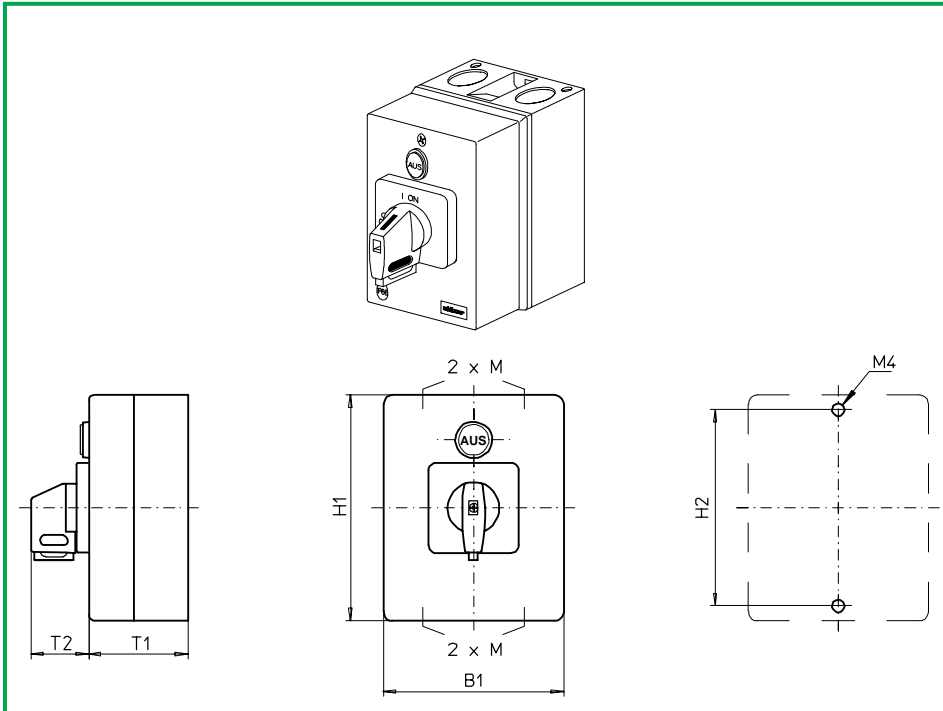
LED pilot light white
"OFF", LED for 230 VAC

Cable entries

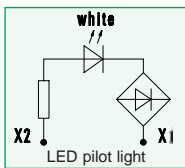
4 x M20/ M25

750V1 (IP66)

750V4 (IP66)



Complete switch	Poles	Product line	Rated data (IEC 60947)			Order code number		
			Operational current I _e	Operational power at 380–440 V				
			AC-21A A	AC-23A kW	AC-3 kW			
Main Switches OFF position padlockable 09h	3 ... 4	H200-A	20	5,5	3,7	H216 - 41 ... - 750V1		
			25	7,5	5,5	H220 - 41 ... - 750V1		
			32	11	7,5	H226 - 41 ... - 750V1		
			40	15	11	H233 - 41 ... - 750V1		
Main/Emergency-Off Switches OFF position padlockable 09h	3 ... 4	H200-B	63	18,5	15	H263 - 41 ... - 750V1		
			3 ... 4	H200-A	20	5,5	3,7	H216 - 41 ... - 750V4
					25	7,5	5,5	H220 - 41 ... - 750V4
					32	11	7,5	H226 - 41 ... - 750V4
40	15	11			H233 - 41 ... - 750V4			
	3 ... 4	H200-B	63	18,5	15	H263 - 41 ... - 750V4		



Note: For 3-pole switches use the switching programmes 41311, 41322 and 41331, for 4-pole switches use the switching programme 41411.

The auxiliary contact 21-22 (1 n/c) is reserved for the LED pilot light showing the OFF position of the main contacts.

SMD modules for basic switch A02

Mounting form module for 750V1/ 750V4	H200-A	BFA2 - E7
Mounting form module for 750V1/ 750V4	H200-B	BFB2 - E7
Enclosure module, mounting form 750V1	H200-A/ -B	PAH2 - 750V1
Enclosure module, mounting form 750V4	H200-A/ -B	PAH2 - 750V4
Legend plate silver, enclosure module 750V1	H200-A/ -B	FAS4 - 9... (FA number)
Legend plate yellow, enclosure module 750V4	H200-A/ -B	FBS4 - 9... (FA number)

Dimensions (mm)

Product lines	H1	B1	T1	T2	2xM	H2
H200-A	175	115	100	39	20/25	165
H200-B	175	115	100	39	20/25	165

Enclosed Switches

sälzer

Product line
H200-A/ -B

Enclosed switches

Insulated enclosures

175 x 115 x 100 mm
With cover interlock
in ON position

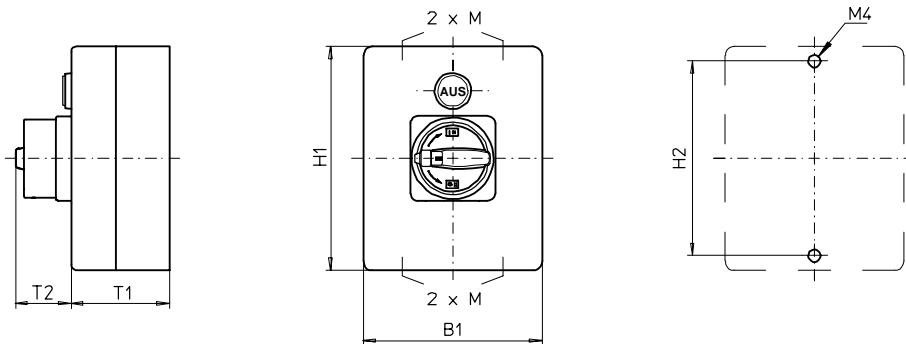
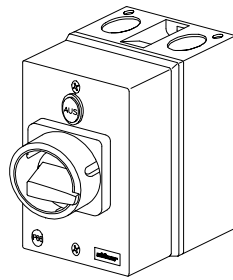
LED pilot light white
"OFF", LED for 24 VDC

Cable entries

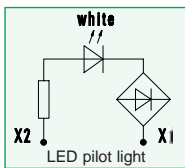
4 x M20/ M25

755M1 (IP66)

755M4 (IP66)



Complete switch	Poles	Product line	Rated data (IEC 60947)			Order code number
			Operational current I _e	Operational power at 380–440 V		
			AC-21A A	AC-23A kW	AC-3 kW	
Main Switches OFF position padlockable 09h	3 ... 4	H200-A	20	5,5	3,7	H216 - 41 ... - 755M1
			25	7,5	5,5	H220 - 41 ... - 755M1
			32	11	7,5	H226 - 41 ... - 755M1
			40	15	11	H233 - 41 ... - 755M1
	3 ... 4	H200-B	63	18,5	15	H263 - 41 ... - 755M1
Main/Emergency-Off Switches OFF position padlockable 09h	3 ... 4	H200-A	20	5,5	3,7	H216 - 41 ... - 755M4
			25	7,5	5,5	H220 - 41 ... - 755M4
			32	11	7,5	H226 - 41 ... - 755M4
			40	15	11	H233 - 41 ... - 755M4
	3 ... 4	H200-B	63	18,5	15	H263 - 41 ... - 750M4



Note: For 3-pole switches use the switching programmes 41311, 41322 and 41331, for 4-pole switches use the switching programme 41411.

The auxiliary contact 21-22 (1 n/c) is reserved for the LED pilot light showing the OFF position of the main contacts.

SMD modules for basic switch A02

Mounting form module for 755M1/ 755M4
Mounting form module for 755M1/ 755M4

H200-A
H200-B

BFA2 - E7
BFB2 - E7

Enclosure module, mounting form 755M1
Enclosure module, mounting form 755M4

H200-A/ -B
H200-A/ -B

PAH2 - 755M1
PAH2 - 755M4

Dimensions (mm)

Product lines	H1	B1	T1	T2	2xM	H2
H200-A	175	115	100	38	20/25	165
H200-B	175	115	100	38	20/25	165

Enclosed Switches

sälzer

Product line
H200-A/ -B

Enclosed switches

Insulated enclosures

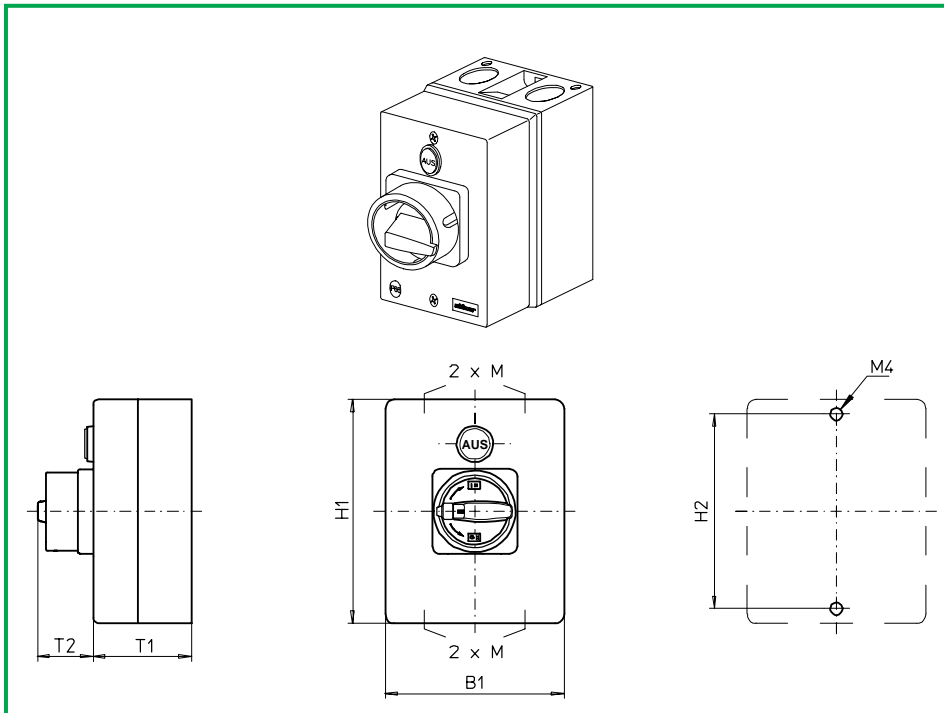
175 x 115 x 100 mm
With cover interlock
in ON position

LED pilot light white
"OFF", LED for 24 VDC

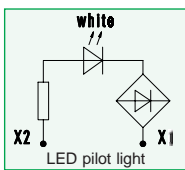
Cable entries

4 x M20/ M25

755M6 (IP66)



Complete switch	Poles	Product line	Rated data (IEC 60947)			Order code number
			Operational current I _e	Operational power at 380–440 V		
			AC-21A A	AC-23A kW	AC-3 kW	
Main Switches OFF position padlockable 09h	3 ... 4	H200-A	20	5,5	3,7	H216 - 41 ... - 755M6
			25	7,5	5,5	H220 - 41 ... - 755M6
			32	11	7,5	H226 - 41 ... - 755M6
			40	15	11	H233 - 41 ... - 755M6
	3 ... 4	H200-B	63	18,5	15	H263 - 41 ... - 755M6



Note: For 3-pole switches use the switching programmes 41311, 41322 and 41331, for 4-pole switches use the switching programme 41411.
The auxiliary contact 21-22 (1 n/c) is reserved for the LED pilot light showing the OFF position of the main contacts.

SMD modules for basic switch A02

Mounting form module for 755M6
Mounting form module for 755M6

H200-A
H200-B

BFA2 - E7
BFB2 - E7

Enclosure module, mounting form 755M6
Escutcheon grey, padlockable handle black

H200-A/ -B

PAH2 - 755M6

Dimensions (mm)

Product lines	H1	B1	T1	T2	2xM	H2
H200-A	175	115	100	38	20/25	165
H200-B	175	115	100	38	20/25	165

Enclosed Switches

sälzer

Product line
H200-A/ -B

Enclosed switches

Insulated enclosures

175 x 115 x 100 mm

With cover interlock
in ON position

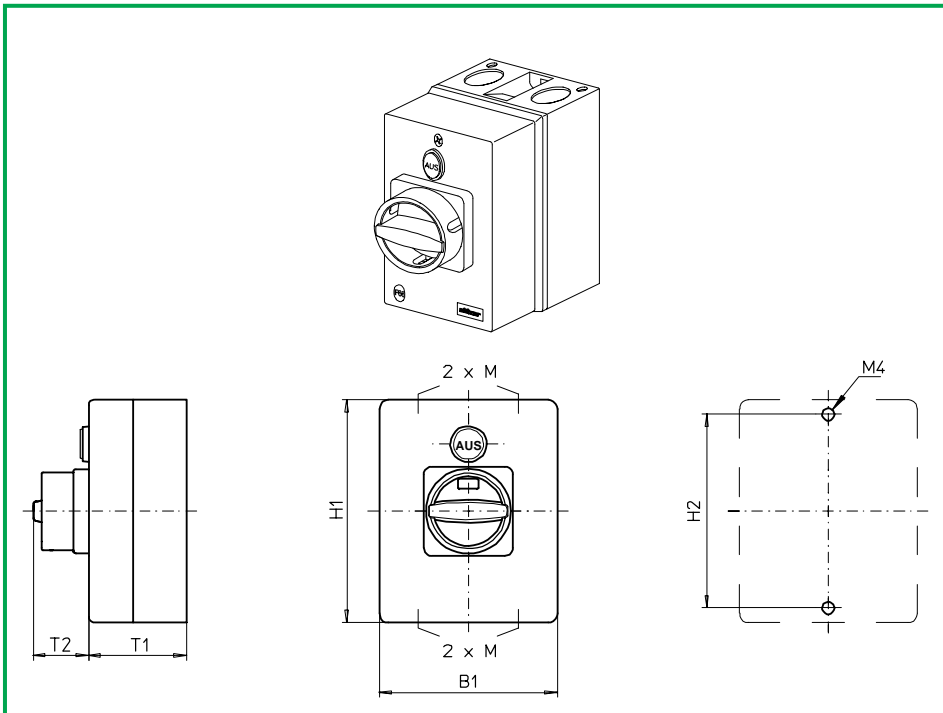
LED pilot light white
"OFF", LED for 24 VDC

Cable entries

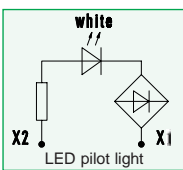
4 x M20/ M25

755N1 (IP66)

755N4 (IP66)



Complete switch	Poles	Product line	Rated data (IEC 60947)			Order code number
			Operational current I _e	Operational power at 380–440 V		
			AC-21A A	AC-23A kW	AC-3 kW	
Main Switches OFF position padlockable 09h	3 ... 4	H200-A	20	5,5	3,7	H216 - 41 ... - 755N1
			25	7,5	5,5	H220 - 41 ... - 755N1
			32	11	7,5	H226 - 41 ... - 755N1
			40	15	11	H233 - 41 ... - 755N1
			63	18,5	15	H263 - 41 ... - 755N1
Main/Emergency-Off Switches OFF position padlockable 09h	3 ... 4	H200-A	20	5,5	3,7	H216 - 41 ... - 755N4
			25	7,5	5,5	H220 - 41 ... - 755N4
			32	11	7,5	H226 - 41 ... - 755N4
			40	15	11	H233 - 41 ... - 755N4
			63	18,5	15	H263 - 41 ... - 755N4
	3 ... 4	H200-B	63	18,5	15	H263 - 41 ... - 755N4



Note: For 3-pole switches use the switching programmes 41311, 41322 and 41331, for 4-pole switches use the switching programme 41411.

The auxiliary contact 21-22 (1 n/c) is reserved for the LED pilot light showing the OFF position of the main contacts.

SMD modules for basic switch A02

Mounting form module for 755N1/ 755N4
Mounting form module for 755N1/ 755N4

H200-A
H200-B

BFA2 - E7
BFB2 - E7

Enclosure module, mounting form 755N1
Enclosure module, mounting form 755N4

H200-A/ -B
H200-A/ -B

PAH2 - 755N1
PAH2 - 755N4

Dimensions (mm)

Product lines	H1	B1	T1	T2	2xM	H2
H200-A	175	115	100	33	20/25	165
H200-B	175	115	100	33	20/25	165

Enclosed Switches

sälzer

Product line
H200-A/ -B

Enclosed switches

Insulated enclosures

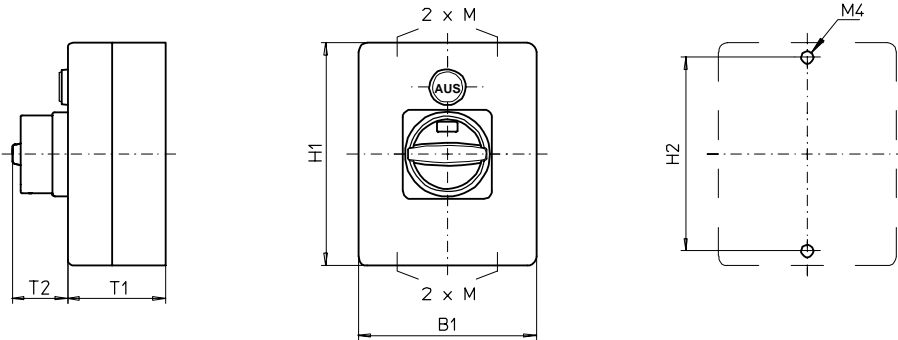
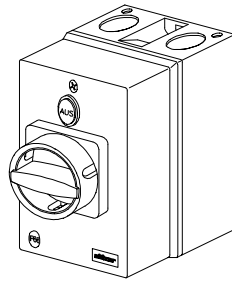
175 x 115 x 100 mm
With cover interlock
in ON position

LED pilot light white
"OFF", LED for 24 VDC

Cable entries

4 x M20/ M25

755N6 (IP66)



Complete switch

Poles

Product line

Rated data (IEC 60947)

Order code number

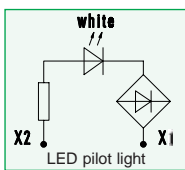
Operational current I_e
AC-21A A AC-23A kW AC-3 kW

Main Switches
OFF position padlockable 09h

3 ... 4	H200-A
3 ... 4	H200-B

20	5,5	3,7
25	7,5	5,5
32	11	7,5
40	15	11
63	18,5	15

H216 - 41 ... - 755N6
H220 - 41 ... - 755N6
H226 - 41 ... - 755N6
H233 - 41 ... - 755N6
H263 - 41 ... - 755N6



Note: For 3-pole switches use the switching programmes 41311, 41322 and 41331, for 4-pole switches use the switching programme 41411.
The auxiliary contact 21-22 (1 n/c) is reserved for the LED pilot light showing the OFF position of the main contacts.

SMD modules for basic switch A02

Mounting form module for 755N6
Mounting form module for 755N6

H200-A
H200-B

BFA2 - E7
BFB2 - E7

Enclosure module, mounting form 755N6
Escutcheon grey, padlockable handle black

H200-A/ -B

PAH2 - 755N6

Dimensions (mm)

Product lines	H1	B1	T1	T2	2xM	H2
H200-A	175	115	100	33	20/25	165
H200-B	175	115	100	33	20/25	165

Enclosed Switches

sälzer

Product line
H200-A/ -B

Enclosed switches

Insulated enclosures

175 x 115 x 100 mm

With cover interlock
in ON position

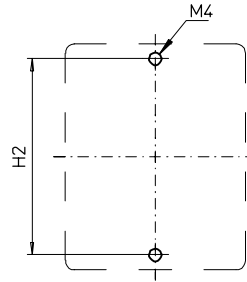
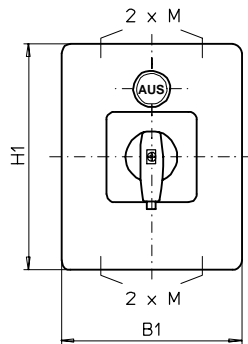
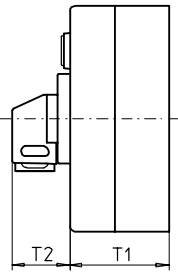
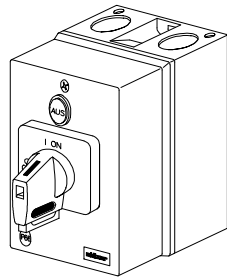
LED pilot light white
"OFF", LED for 24 VDC

Cable entries

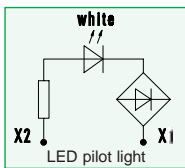
4 x M20/ M25

755V1 (IP66)

755V4 (IP66)



Complete switch	Poles	Product line	Rated data (IEC 60947)			Order code number		
			Operational current I _e	Operational power at 380–440 V				
			AC-21A A	AC-23A kW	AC-3 kW			
Main Switches OFF position padlockable 09h	3 ... 4	H200-A	20	5,5	3,7	H216 - 41 ... - 755V1		
			25	7,5	5,5	H220 - 41 ... - 755V1		
			32	11	7,5	H226 - 41 ... - 755V1		
			40	15	11	H233 - 41 ... - 755V1		
Main/Emergency-Off Switches OFF position padlockable 09h	3 ... 4	H200-B	63	18,5	15	H263 - 41 ... - 755V1		
			3 ... 4	H200-A	20	5,5	3,7	H216 - 41 ... - 755V4
					25	7,5	5,5	H220 - 41 ... - 755V4
					32	11	7,5	H226 - 41 ... - 755V4
40	15	11			H233 - 41 ... - 755V4			
	3 ... 4	H200-B	63	18,5	15	H263 - 41 ... - 755V4		



Note: For 3-pole switches use the switching programmes 41311, 41322 and 41331, for 4-pole switches use the switching programme 41411.

The auxiliary contact 21-22 (1 n/c) is reserved for the LED pilot light showing the OFF position of the main contacts.

SMD modules for basic switch A02

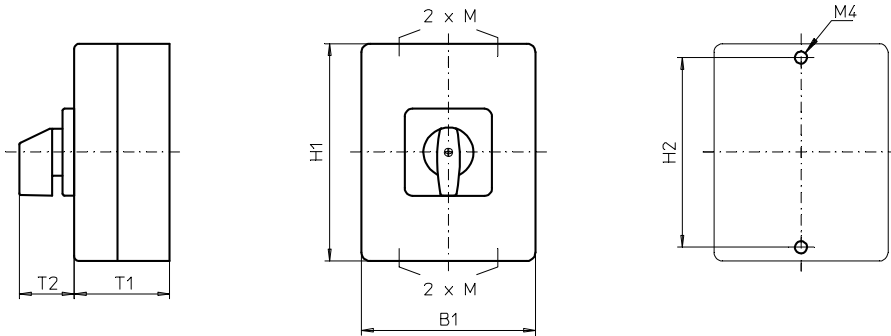
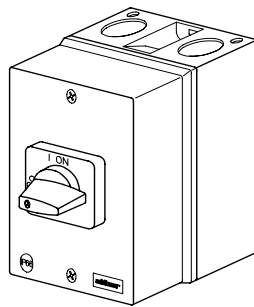
Mounting form module for 755V1/ 755V4	H200-A	BFA2 - E7
Mounting form module for 755V1/ 755V4	H200-B	BFB2 - E7
Enclosure module, mounting form 755V1	H200-A/ -B	PAH2 - 755V1
Enclosure module, mounting form 755V4	H200-A/ -B	PAH2 - 755V4
Legend plate silver, enclosure module 755V1	H200-A/ -B	FAS4 - 9... (FA number)
Legend plate yellow, enclosure module 755V4	H200-A/ -B	FBS4 - 9... (FA number)

Dimensions (mm)

Product lines	H1	B1	T1	T2	2xM	H2
H200-A	175	115	100	39	20/25	165
H200-B	175	115	100	39	20/25	165

Enclosed Switches

sälzer



Product line
H200-D

Enclosed switches

Insulated enclosures
250 x 160 x 95 mm

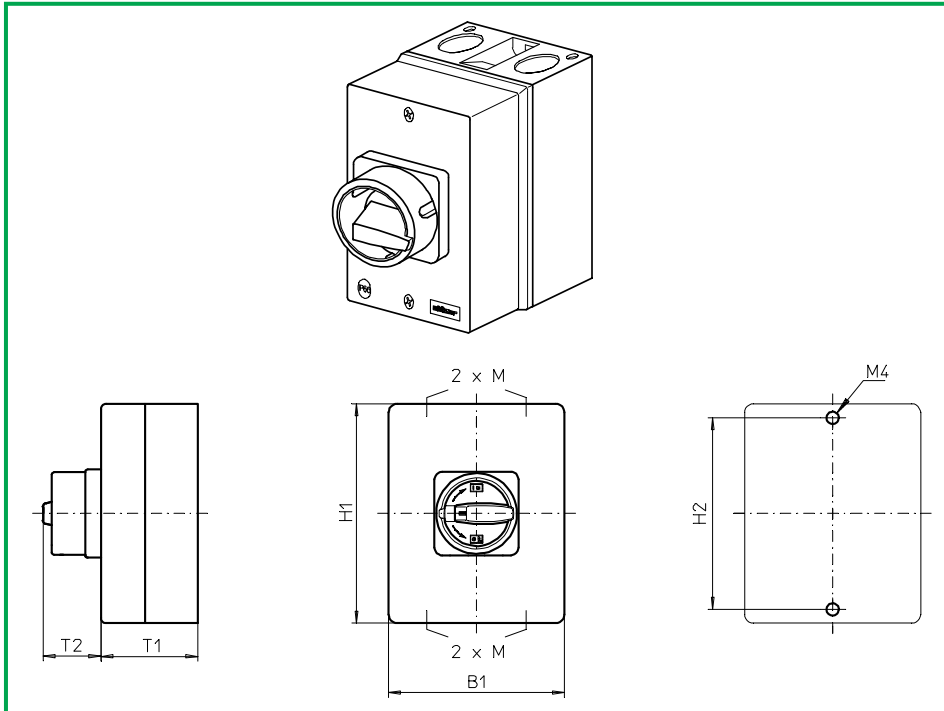
Cable entries
4 x M25/ M32

476M1 (IP66)

Complete switch	Poles	Product line	Rated data (IEC 60947)			Order code number
			Operational current I _e	Operational power at 380–440 V		
			AC-21A A	AC-23A kW	AC-3 kW	
ON-OFF Switches Switching angle 90°	6 ... 8	H200-D	20	5,5	3,7	H216 - 41 ... - 476M1
			25	7,5	5,5	H220 - 41 ... - 476M1
			32	11	7,5	H226 - 41 ... - 476M1
			40	15	11	H233 - 41 ... - 476M1
SMD modules for basic switch A02						
Mounting form module (switch module EA)			H200-D			BFB2 - EA
Enclosure module, mounting form 476M1			H200-D			PAH2 - 476M1
Legend plate silver, enclosure module 476M1			H200-D			FAS4 - 9... (FA number)
Dimensions (mm)						
Product line	H1	B1	T1	T2	2xM	H2
H200-D	250	160	95	39	25/32	240

Enclosed Switches

sälzer



Product line
H200-D

Enclosed switches

Insulated enclosures
250 x 160 x 95 mm

Cable entries
4 x M25/ M32

477M1 (IP66)
477M4 (IP66)

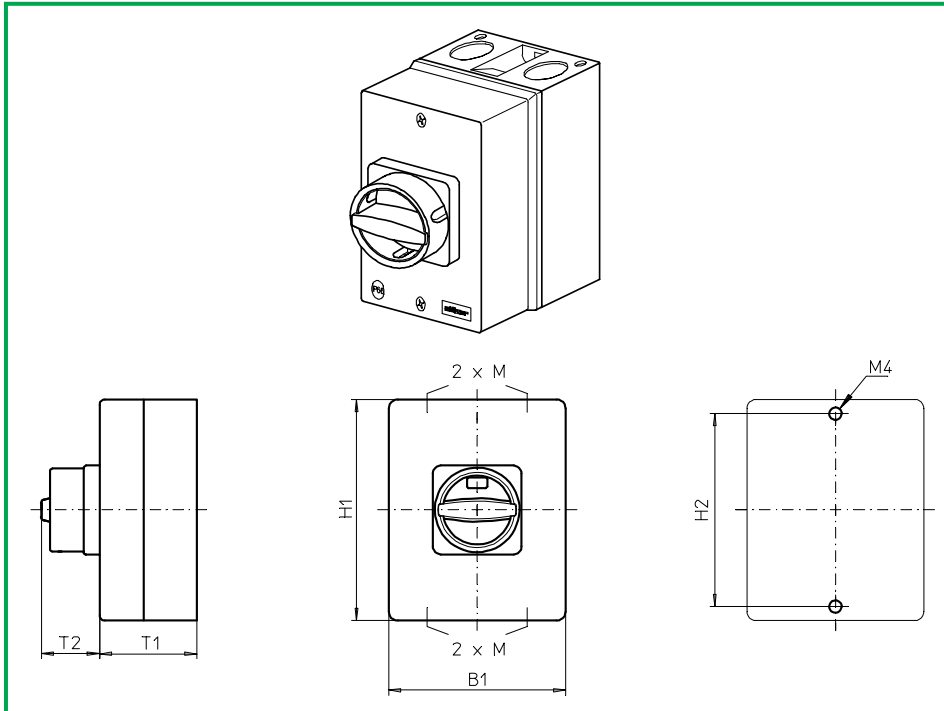
Complete switch	Poles	Product line	Rated data (IEC 60947)			Order code number
			Operational current I _e	Operational power at 380–440 V		
			AC-21A A	AC-23A kW	AC-3 kW	
Main Switches OFF position padlockable 09h	6 ... 8	H200-D	20	5,5	3,7	H216 - 41 ... - 477M1
			25	7,5	5,5	H220 - 41 ... - 477M1
			32	11	7,5	H226 - 41 ... - 477M1
			40	15	11	H233 - 41 ... - 477M1
Main/Emergency-Off Switches OFF position padlockable 09h	6 ... 8	H200-D	20	5,5	3,7	H216 - 41 ... - 477M4
			25	7,5	5,5	H220 - 41 ... - 477M4
			32	11	7,5	H226 - 41 ... - 477M4
			40	15	11	H233 - 41 ... - 477M4

SMD modules for basic switch A02						
Mounting form module (switch module EA)				H200-D		BFB2 - EA
Enclosure module, mounting form 477M1				H200-D		PAH2 - 477M1
Enclosure module, mounting form 477M4				H200-D		PAH2 - 477M4

Dimensions (mm)						
Product line	H1	B1	T1	T2	2xM	H2
H200-D	250	160	95	38	25/32	240

Enclosed Switches

sälzer



Product line
H200-D

Enclosed switches

Insulated enclosures
250 x 160 x 95 mm

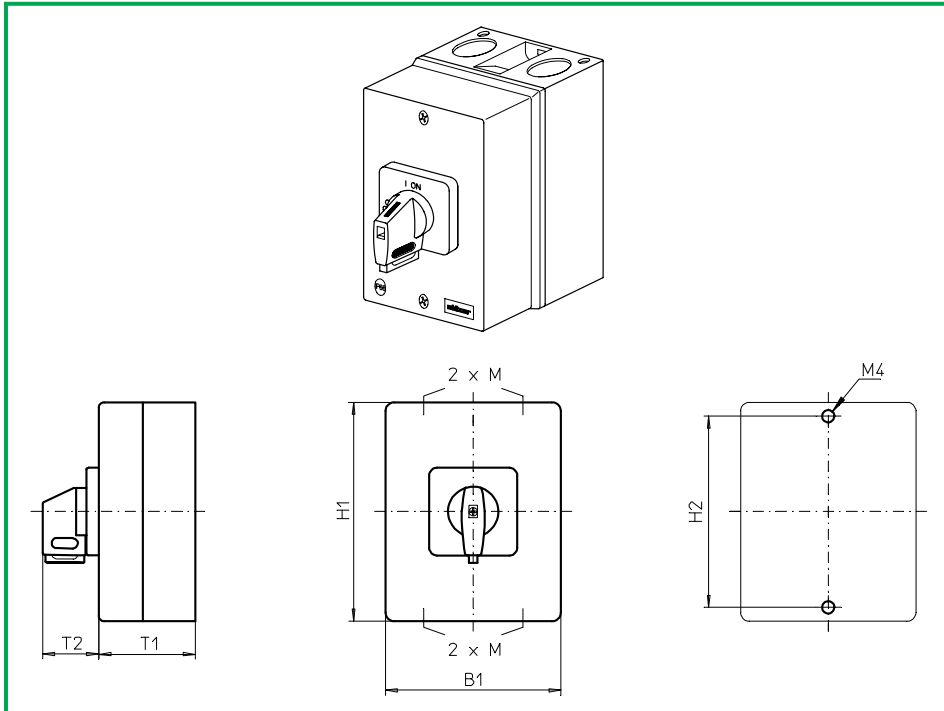
Cable entries
4 x M25/ M32

477N1 (IP66)
477N4 (IP66)

Complete switch	Poles	Product line	Rated data (IEC 60947)			Order code number
			Operational current I _e	Operational power at 380–440 V		
			AC-21A A	AC-23A kW	AC-3 kW	
Main Switches OFF position padlockable 09h	6 ... 8	H200-D	20	5,5	3,7	H216 - 41 ... - 477N1
			25	7,5	5,5	H220 - 41 ... - 477N1
			32	11	7,5	H226 - 41 ... - 477N1
			40	15	11	H233 - 41 ... - 477N1
Main/Emergency-Off Switches OFF position padlockable 09h	6 ... 8	H200-D	20	5,5	3,7	H216 - 41 ... - 477N4
			25	7,5	5,5	H220 - 41 ... - 477N4
			32	11	7,5	H226 - 41 ... - 477N4
			40	15	11	H233 - 41 ... - 477N4
SMD modules for basic switch A02						
Mounting form module (switch module EA)			H200-D			BFB2 - EA
Enclosure module, mounting form 477N1			H200-D			PAH2 - 477N1
Enclosure module, mounting form 477N4			H200-D			PAH2 - 477N4
Dimensions (mm)						
Product line	H1	B1	T1	T2	2xM	H2
H200-D	250	160	95	33	25/32	240

Enclosed Switches

sälzer



Product line
H200-D

Enclosed switches

Insulated enclosures
250 x 160 x 95 mm

Cable entries
4 x M25/ M32

477V1 (IP66)
477V4 (IP66)

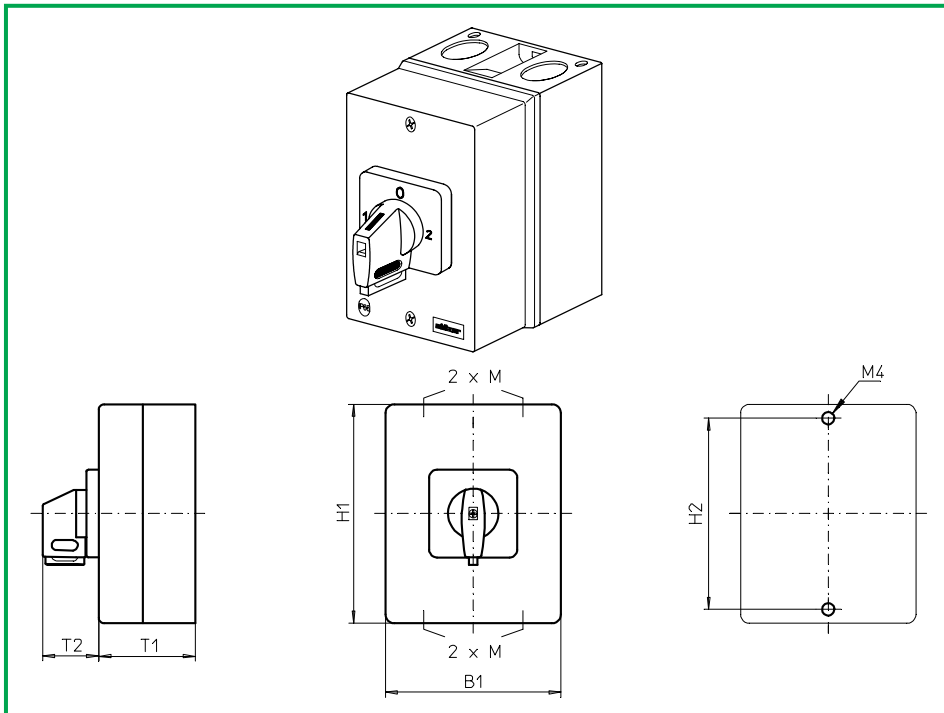
Complete switch	Poles	Product line	Rated data (IEC 60947)			Order code number
			Operational current I _e	Operational power at 380–440 V		
			AC-21A A	AC-23A kW	AC-3 kW	
Main Switches OFF position padlockable 09h	6 ... 8	H200-D	20	5,5	3,7	H216 - 41 ... - 477V1
			25	7,5	5,5	H220 - 41 ... - 477V1
			32	11	7,5	H226 - 41 ... - 477V1
			40	15	11	H233 - 41 ... - 477V1
Main/Emergency-Off Switches OFF position padlockable 09h	6 ... 8	H200-D	20	5,5	3,7	H216 - 41 ... - 477V4
			25	7,5	5,5	H220 - 41 ... - 477V4
			32	11	7,5	H226 - 41 ... - 477V4
			40	15	11	H233 - 41 ... - 477V4

SMD modules for basic switch A02			
Mounting form module (switch module EA)		H200-D	BFB2 - EA
Enclosure module, mounting form 477V1		H200-D	PAH2 - 477V1
Enclosure module, mounting form 477V4		H200-D	PAH2 - 477V4
Legend plate silver, enclosure module 477V1		H200-D	FAS4 - 9... (FA number)
Legend plate yellow, enclosure module 477V4		H200-D	FBS4 - 9... (FA number)

Dimensions (mm)						
Product line	H1	B1	T1	T2	2xM	H2
H200-D	250	160	95	39	25/32	240

Enclosed Switches

sälzer



Product line
H200-E

Enclosed switches

Insulated enclosures
250 x 160 x 95 mm

Cable entries
4 x M25/ M32

476V1 (IP66)
478V1 (IP66)

Complete switch	Poles	Product line	Rated data (IEC 60947)			Order code number
			Operational current I _e	Operational power at 380–440 V		
			AC-21A A	AC-23A kW	AC-3 kW	
Changeover with OFF Switching angle 90° OFF position padlockable 12h	3 ... 4	H200-E	20	5,5	3,7	H216 - 71 ... - 476V1
			25	7,5	5,5	H220 - 71 ... - 476V1
			32	11	7,5	H226 - 71 ... - 476V1
			40	15	11	H233 - 71 ... - 476V1
Changeover with OFF Switching angle 90° 3 positions padlockable (09h/12h/03h)	3 ... 4	H200-E	20	5,5	3,7	H216 - 71 ... - 478V1
			25	7,5	5,5	H220 - 71 ... - 478V1
			32	11	7,5	H226 - 71 ... - 478V1
			40	15	11	H233 - 71 ... - 478V1

SMD modules for basic switch A02		
Mounting form module (switch module EA)	H200-E	BF12 - EA
Enclosure module, mounting form 476V1	H200-E	PAH2 - 476V1
Enclosure module, mounting form 478V1	H200-E	PAH2 - 478V1
Legend plate silver, enclosure modules 476V1/ 478V1	H200-E	FAS4 - 9... (FA number)

Dimensions (mm)						
Product line	H1	B1	T1	T2	2xM	H2
H200-E	250	160	95	39	25/32	240

Enclosed Switches

sälzer

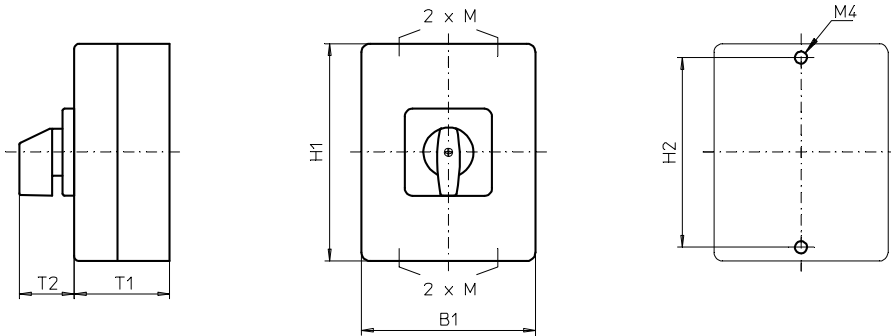
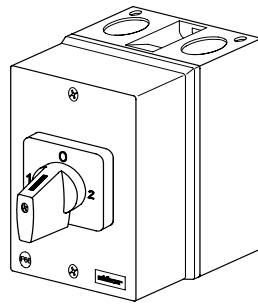
Product line
H200-E

Enclosed switches

Insulated enclosures
250 x 160 x 95 mm

Cable entries
4 x M25/ M32

478M1 (IP66)



Complete switch	Poles	Product line	Rated data (IEC 60947)			Order code number
			Operational current I _e	Operational power at 380–440 V		
			AC-21A A	AC-23A kW	AC-3 kW	
Changeover with OFF Switching angle 90°	3 ... 4	H200-E	20	5,5	3,7	H216 - 71 ... - 478M1
			25	7,5	5,5	H220 - 71 ... - 478M1
			32	11	7,5	H226 - 71 ... - 478M1
			40	15	11	H233 - 71 ... - 478M1

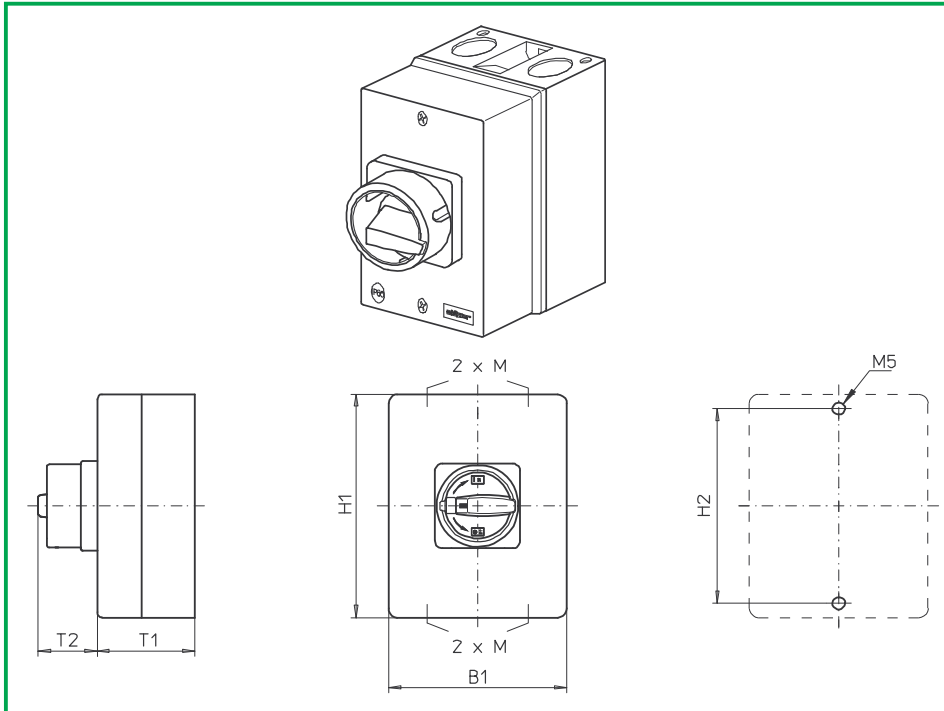
SMD modules for basic switch A02

Mounting form module (switch module EA)	H200-E	BF12 - EA
Enclosure module, mounting form 478M1	H200-E	PAH2 - 478M1
Legend plate silver, enclosure module 478M1	H200-E	FAS4 - 9... (FA number)

Dimensions (mm)

Product line	H1	B1	T1	T2	2xM	H2
H200-E	250	160	95	39	25/32	240

Enclosed Switches



Product line
H200-A

Enclosed switch

Insulated enclosure
250 x 160 x 120 mm

With cover interlock
in ON position

with N/PE connection link

Cable entries
4 x M32/ M40

730M1 (IP66)

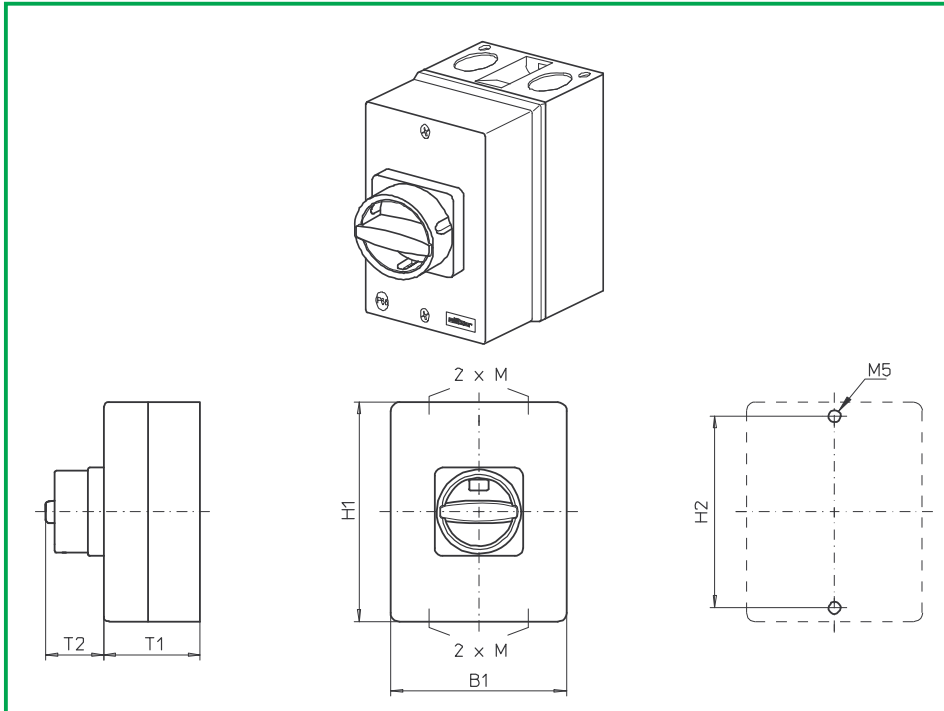
730M4 (IP66)

Complete switch	Poles	Product lines	Rated data (IEC 60947)			Order code number
			Operational current I _e	Operational power at 380–440 V		
			AC-21A A	AC-23A kW	AC-3 kW	
Main Switches OFF position padlockable 09h	3 ... 4	H200-A	20	5,5	3,7	H216 - 41 ... - 730M1
			25	7,5	5,5	H220 - 41 ... - 730M1
			32	11	7,5	H226 - 41 ... - 730M1
			40	15	11	H233 - 41 ... - 730M1
Main/Emergency-Off Switches OFF position padlockable 09h	3 ... 4	H200-A	20	5,5	3,7	H216 - 41 ... - 730M4
			25	7,5	5,5	H220 - 41 ... - 730M4
			32	11	7,5	H226 - 41 ... - 730M4
			40	15	11	H233 - 41 ... - 730M4

SMD modules for basic switch A02			
Mounting form module (switch module ED)		H200-A	BFA2 - ED
Enclosure module, mounting form 730M1			PAH2 - 730M1
Enclosure module, mounting form 730M4			PAH2 - 730M4

Dimensions (mm)						
Product line	H1	B1	T1	T2	2xM	H2
H200-A	250	160	120	38	32/40	235

Enclosed Switches



Product line
H200-A

Enclosed switch

Insulated enclosure
250 x 160 x 120 mm

With cover interlock
in ON position

with N/PE connection link

Cable entries
4 x M32/ M40

730N1 (IP66)

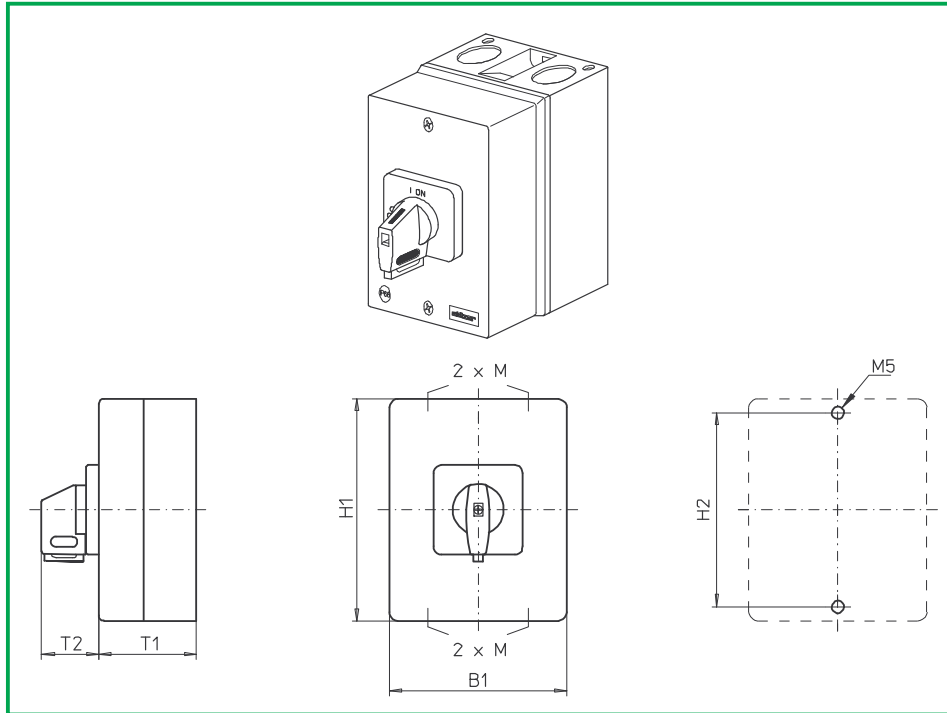
730N4 (IP66)

Complete switch	Poles	Product lines	Rated data (IEC 60947)			Order code number
			Operational current I_e	Operational power at 380–440 V		
			AC-21A A	AC-23A kW	AC-3 kW	
Main Switches OFF position padlockable 09h	3 ... 4	H200-A	20	5,5	3,7	H216 - 41 ... - 730N1
			25	7,5	5,5	H220 - 41 ... - 730N1
			32	11	7,5	H226 - 41 ... - 730N1
			40	15	11	H233 - 41 ... - 730N1
Main/Emergency-Off Switches OFF position padlockable 09h	3 ... 4	H200-A	20	5,5	3,7	H216 - 41 ... - 730N4
			25	7,5	5,5	H220 - 41 ... - 730N4
			32	11	7,5	H226 - 41 ... - 730N4
			40	15	11	H233 - 41 ... - 730N4

SMD modules for basic switch A02		
Mounting form module (switch module ED)	H200-A	BFA2 - ED
Enclosure module, mounting form 730N1		PAH2 - 730N1
Enclosure module, mounting form 730N4		PAH2 - 730N4

Dimensions (mm)						
Product line	H1	B1	T1	T2	2xM	H2
H200-A	250	160	120	33	32/40	235

Enclosed Switches



Product line
H200-A

Enclosed switch

Insulated enclosure
250 x 160 x 120 mm

With cover interlock
in ON position
with N/PE connection link

Cable entries
4 x M32/ M40

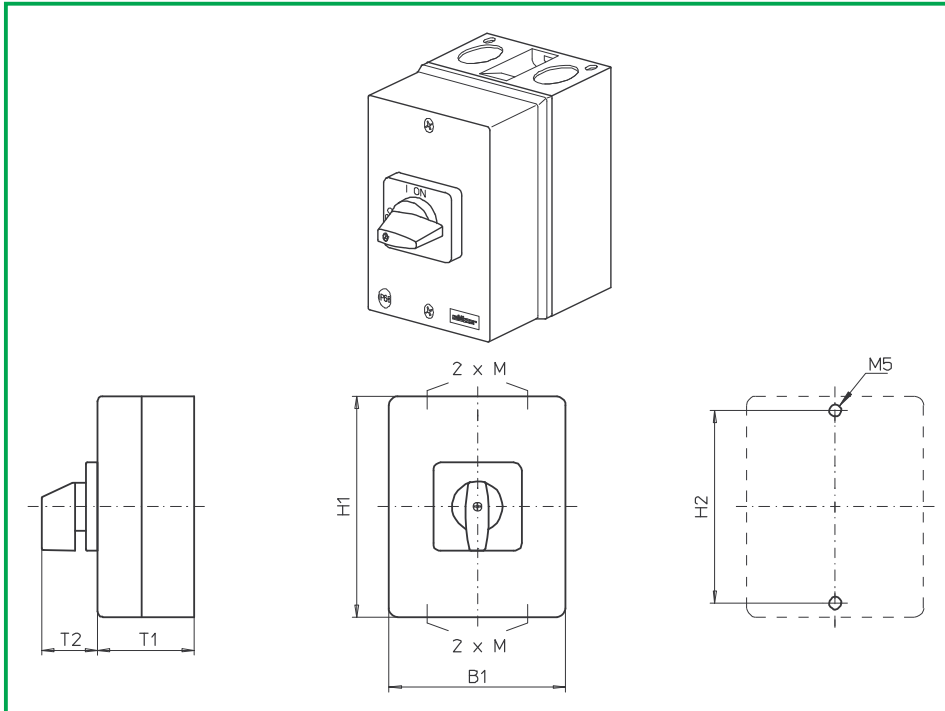
730V1 (IP66)
730V4 (IP66)

Complete switch	Poles	Product lines	Rated data (IEC 60947)			Order code number
			Operational current I_e	Operational power at 380–440 V		
			AC-21A A	AC-23A kW	AC-3 kW	
Main Switches OFF position padlockable 09h	3 ... 4	H200-A	20	5,5	3,7	H216 - 41 ... - 730V1
			25	7,5	5,5	H220 - 41 ... - 730V1
			32	11	7,5	H226 - 41 ... - 730V1
			40	15	11	H233 - 41 ... - 730V1
Main/Emergency-Off Switches OFF position padlockable 09h	3 ... 4	H200-A	20	5,5	3,7	H216 - 41 ... - 730V4
			25	7,5	5,5	H220 - 41 ... - 730V4
			32	11	7,5	H226 - 41 ... - 730V4
			40	15	11	H233 - 41 ... - 730V4

SMD modules for basic switch A02		
Mounting form module (switch module ED)	H200-A	BFA2 - ED
Enclosure module, mounting form 730V1		PAH2 - 730V1
Enclosure module, mounting form 730V4		PAH2 - 730V4
Legend plate silver, enclosure module 730V1		FAS4 - 9... (FA number)
Legend plate yellow, enclosure module 730V4		FBS4 - 9... (FA number)

Dimensions (mm)						
Product line	H1	B1	T1	T2	2xM	H2
H200-A	250	160	120	39	32/40	235

Enclosed Switches



Product line
H200-A

Enclosed switch

Insulated enclosure
250 x 160 x 120 mm

With cover interlock
in ON position

with N/PE connection link

Cable entries
4 x M32/ M40

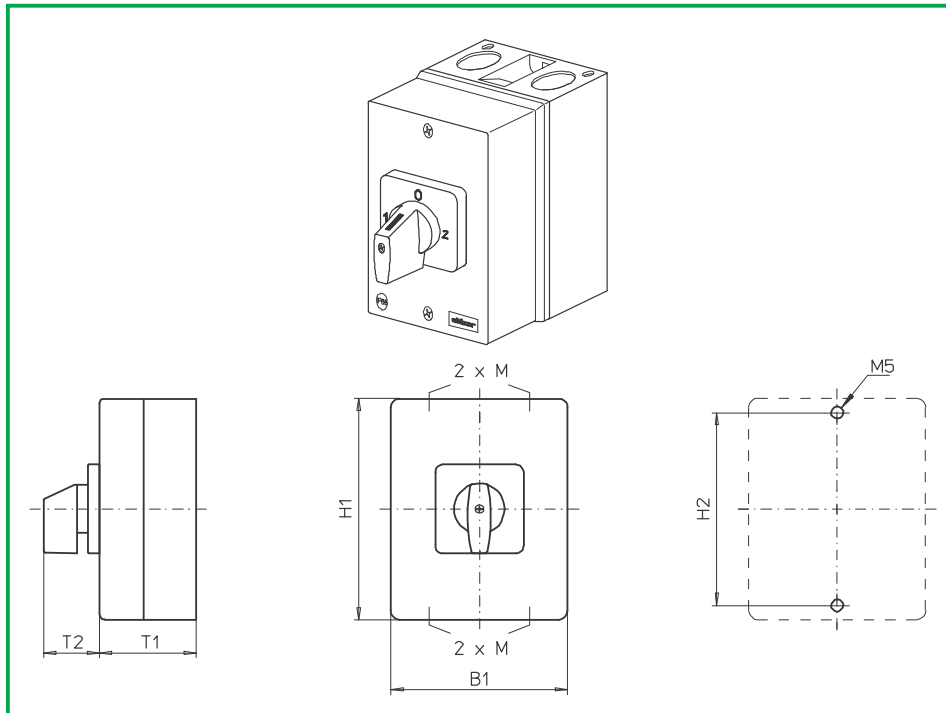
731M1 (IP66)

Complete switch	Poles	Product lines	Rated data (IEC 60947)			Order code number
			Operational current I_e	Operational power at 380–440 V		
			AC-21A A	AC-23A kW	AC-3 kW	
ON-OFF Switches Switching angle 90°	3 ... 4	H200-A	20	5,5	3,7	H216 - 41 ... - 731M1
			25	7,5	5,5	H220 - 41 ... - 731M1
			32	11	7,5	H226 - 41 ... - 731M1
			40	15	11	H233 - 41 ... - 731M1

SMD modules for basic switch A02						
Mounting form module (switch module ED)				H200-A		BFA2 - ED
Enclosure module, mounting form 731M1						PAH2 - 731M1
Legend plate silver, enclosure module 731M1						FAS4 - 9... (FA number)

Dimensions (mm)						
Product line	H1	B1	T1	T2	2xM	H2
H200-A	250	160	120	39	32/40	235

Enclosed Switches



Product line
H200-E

Enclosed switch

Insulated enclosure
250 x 160 x 120 mm

With cover interlock
in ON position
with N/PE connection link

Cable entries
4 x M32/ M40

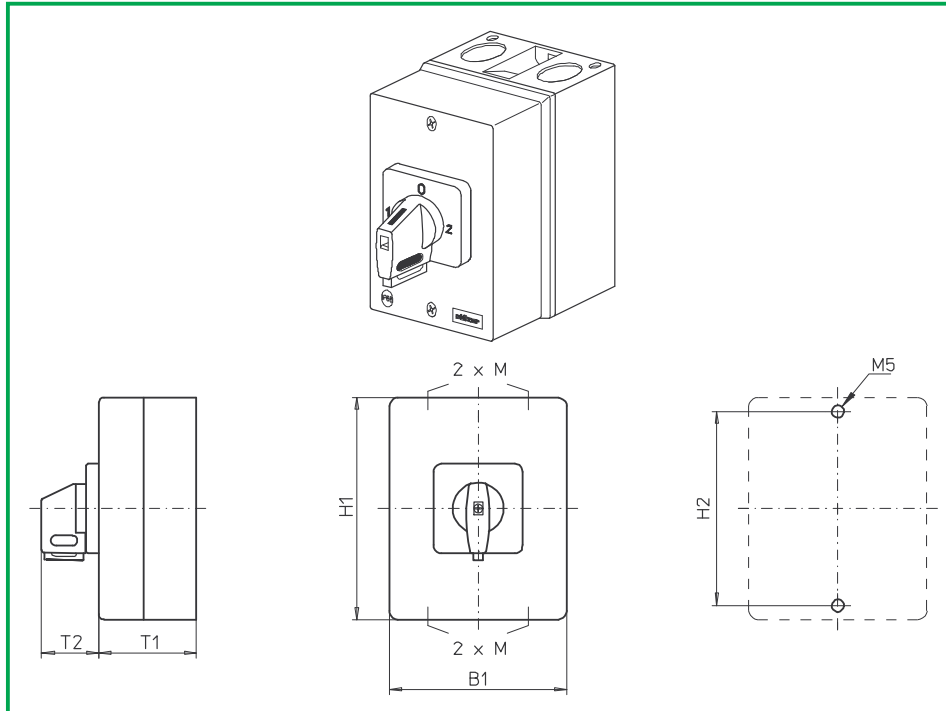
732M1 (IP66)

Complete switch	Poles	Product lines	Rated data (IEC 60947)			Order code number
			Operational current I_e	Operational power at 380–440 V		
			AC-21A A	AC-23A kW	AC-3 kW	
Changeover with OFF Switching angle 90°	3 ... 4	H200-E	20	5,5	3,7	H216 - 71 ... - 732M1
			25	7,5	5,5	H220 - 71 ... - 732M1
			32	11	7,5	H226 - 71 ... - 732M1
			40	15	11	H233 - 71 ... - 732M1

SMD modules for basic switch A02						
Mounting form module (switch module ED)				H200-E		BFB2 - ED
Enclosure module, mounting form 732M1						PAH2 - 732M1
Legend plate silver, enclosure module 732M1						FAS4 - 9... (FA number)

Dimensions (mm)						
Product line	H1	B1	T1	T2	2xM	H2
H200-E	250	160	120	39	32/40	235

Enclosed Switches



Product line
H200-E

Enclosed switch

Insulated enclosure
250 x 160 x 120 mm

With cover interlock
in ON position

with N/PE connection link

Cable entries
4 x M32/ M40

728V1 (IP66)

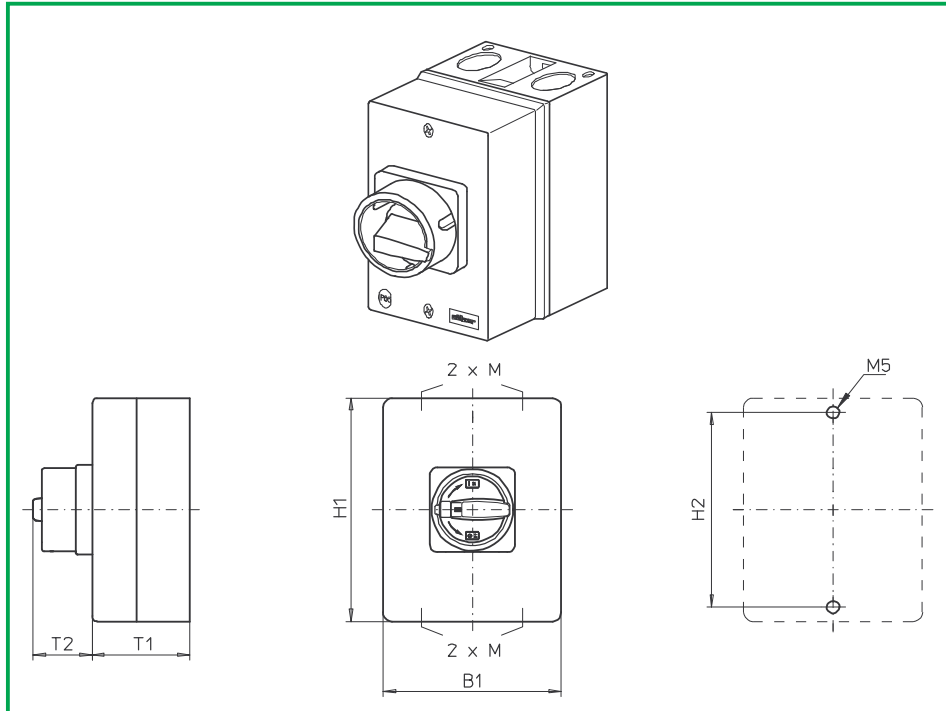
732V1 (IP66)

Complete switch	Poles	Product lines	Rated data (IEC 60947)			Order code number
			Operational current I_e	Operational power at 380–440 V		
			AC-21A A	AC-23A kW	AC-3 kW	
Changeover with OFF Switching angle 90° OFF position padlockable 12h	3 ... 4	H200-E	20	5,5	3,7	H216 - 71 ... - 732V1
			25	7,5	5,5	H220 - 71 ... - 732V1
			32	11	7,5	H226 - 71 ... - 732V1
			40	15	11	H233 - 71 ... - 732V1
Changeover with OFF Switching angle 90° 3 positions padlockable (09h/12h/03h)	3 ... 4	H200-E	20	5,5	3,7	H216 - 71 ... - 728V1
			25	7,5	5,5	H220 - 71 ... - 728V1
			32	11	7,5	H226 - 71 ... - 728V1
			40	15	11	H233 - 71 ... - 728V1

SMD modules for basic switch A02		
Mounting form module (switch module ED)	H200-E	BFB2 - ED
Enclosure module, mounting form 732V1		PAH2 - 732V1
Enclosure module, mounting form 728V1		PAH2 - 728V1
Legend plate silver, enclosure modules 732V1/ 728V1		FAS4 - 9... (FA number)

Dimensions (mm)						
Product line	H1	B1	T1	T2	2xM	H2
H200-E	250	160	120	39	32/40	235

Enclosed Switches



Product line
H200-D

Enclosed switch

Insulated enclosure
250 x 160 x 120 mm

With cover interlock
in ON position

with N/PE connection link

Cable entries
4 x M32/ M40

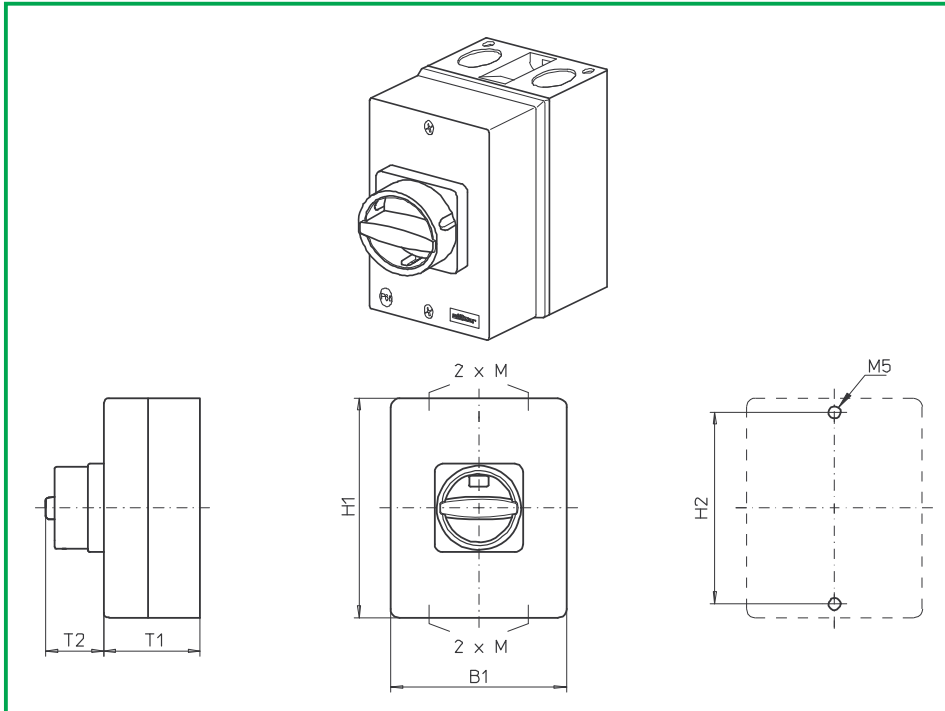
733M1 (IP66)
733M4 (IP66)

Complete switch	Poles	Product lines	Rated data (IEC 60947)			Order code number
			Operational current I_e	Operational power at 380–440 V		
			AC-21A A	AC-23A kW	AC-3 kW	
Main Switches OFF position padlockable 09h	6 ... 8	H200-D	20	5,5	3,7	H216 - 41 ... - 733M1
			25	7,5	5,5	H220 - 41 ... - 733M1
			32	11	7,5	H226 - 41 ... - 733M1
			40	15	11	H233 - 41 ... - 733M1
Main/Emergency-Off Switches OFF position padlockable 09h	6 ... 8	H200-D	20	5,5	3,7	H216 - 41 ... - 733M4
			25	7,5	5,5	H220 - 41 ... - 733M4
			32	11	7,5	H226 - 41 ... - 733M4
			40	15	11	H233 - 41 ... - 733M4

SMD modules for basic switch A02		
Mounting form module (switch module ED)	H200-D	BFC2 - ED
Enclosure module, mounting form 733M1		PAH2 - 733M1
Enclosure module, mounting form 733M4		PAH2 - 733M4

Dimensions (mm)						
Product line	H1	B1	T1	T2	2xM	H2
H200-D	250	160	120	38	32/40	235

Enclosed Switches



Product line
H200-D

Enclosed switch

Insulated enclosure
250 x 160 x 120 mm

With cover interlock
in ON position

with N/PE connection link

Cable entries
4 x M32/ M40

733N1 (IP66)

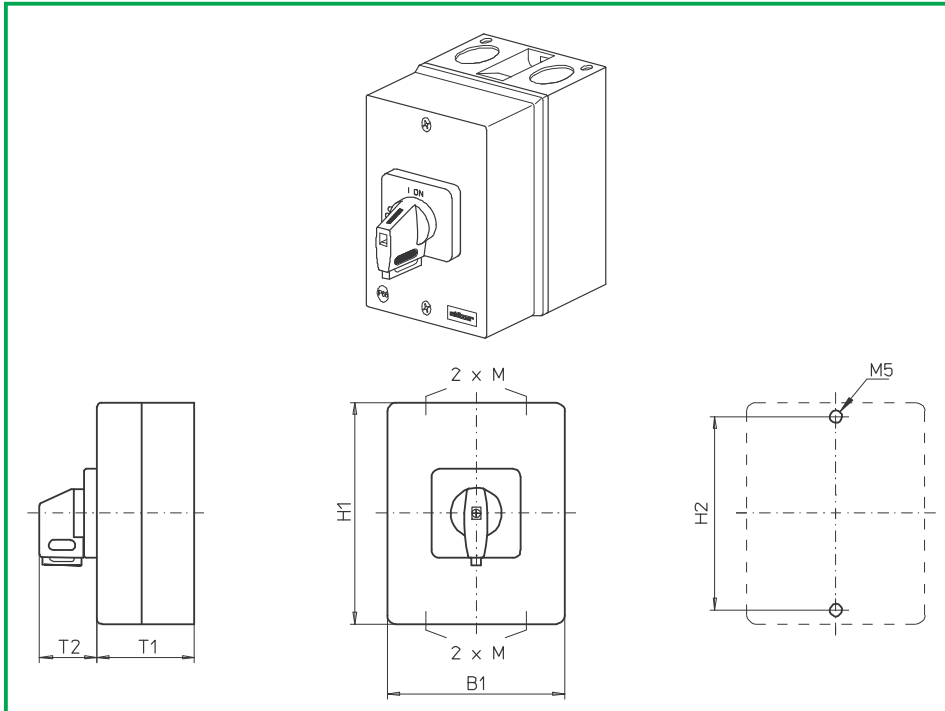
733N4 (IP66)

Complete switch	Poles	Product lines	Rated data (IEC 60947)			Order code number
			Operational current I _e	Operational power at 380–440 V		
			AC-21A A	AC-23A kW	AC-3 kW	
Main Switches OFF position padlockable 09h	6 ... 8	H200-D	20	5,5	3,7	H216 - 41 ... - 733N1
			25	7,5	5,5	H220 - 41 ... - 733N1
			32	11	7,5	H226 - 41 ... - 733N1
			40	15	11	H233 - 41 ... - 733N1
Main/Emergency-Off Switches OFF position padlockable 09h	6 ... 8	H200-D	20	5,5	3,7	H216 - 41 ... - 733N4
			25	7,5	5,5	H220 - 41 ... - 733N4
			32	11	7,5	H226 - 41 ... - 733N4
			40	15	11	H233 - 41 ... - 733N4

SMD modules for basic switch A02		
Mounting form module (switch module ED)	H200-D	BFC2 - ED
Enclosure module, mounting form 733N1		PAH2 - 733N1
Enclosure module, mounting form 733N4		PAH2 - 733N4

Dimensions (mm)						
Product line	H1	B1	T1	T2	2xM	H2
H200-D	250	160	120	33	32/40	235

Enclosed Switches



Product line
H200-D

Enclosed switch

Insulated enclosure

250 x 160 x 120 mm

With cover interlock
in ON position

with N/PE connection link

Cable entries

4 x M32/ M40

733V1 (IP66)

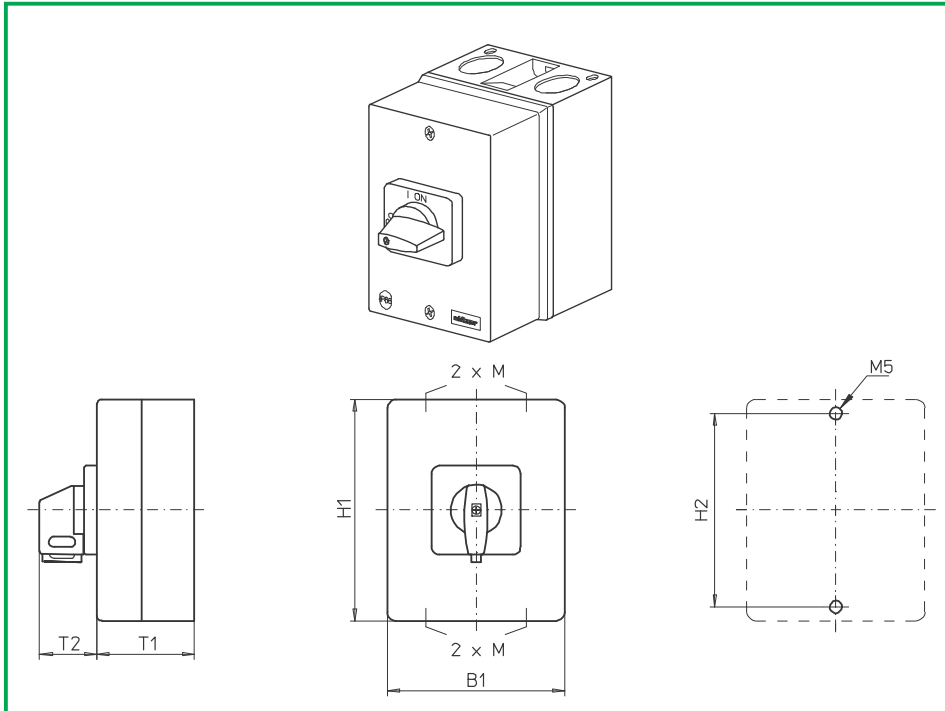
733V4 (IP66)

Complete switch	Poles	Product lines	Rated data (IEC 60947)			Order code number
			Operational current I _e	Operational power at 380–440 V		
			AC-21A A	AC-23A kW	AC-3 kW	
Main Switches OFF position padlockable 09h	6 ... 8	H200-D	20	5,5	3,7	H216 - 41 ... - 733V1
			25	7,5	5,5	H220 - 41 ... - 733V1
			32	11	7,5	H226 - 41 ... - 733V1
			40	15	11	H233 - 41 ... - 733V1
Main/Emergency-Off Switches OFF position padlockable 09h	6 ... 8	H200-D	20	5,5	3,7	H216 - 41 ... - 733V4
			25	7,5	5,5	H220 - 41 ... - 733V4
			32	11	7,5	H226 - 41 ... - 733V4
			40	15	11	H233 - 41 ... - 733V4

SMD modules for basic switch A02		
Mounting form module (switch module ED)	H200-D	BFC2 - ED
Enclosure module, mounting form 733V1		PAH2 - 733V1
Enclosure module, mounting form 733V4		PAH2 - 733V4
Legend plate silver, enclosure module 733V1		FAS4 - 9... (FA number)
Legend plate yellow, enclosure module 733V4		FBS4 - 9... (FA number)

Dimensions (mm)						
Product line	H1	B1	T1	T2	2xM	H2
H200-E	250	160	120	39	32/40	235

Enclosed Switches



Product line
H200-D

Enclosed switch

Insulated enclosure
250 x 160 x 120 mm

With cover interlock
in ON position

with N/PE connection link

Cable entries
4 x M32/ M40

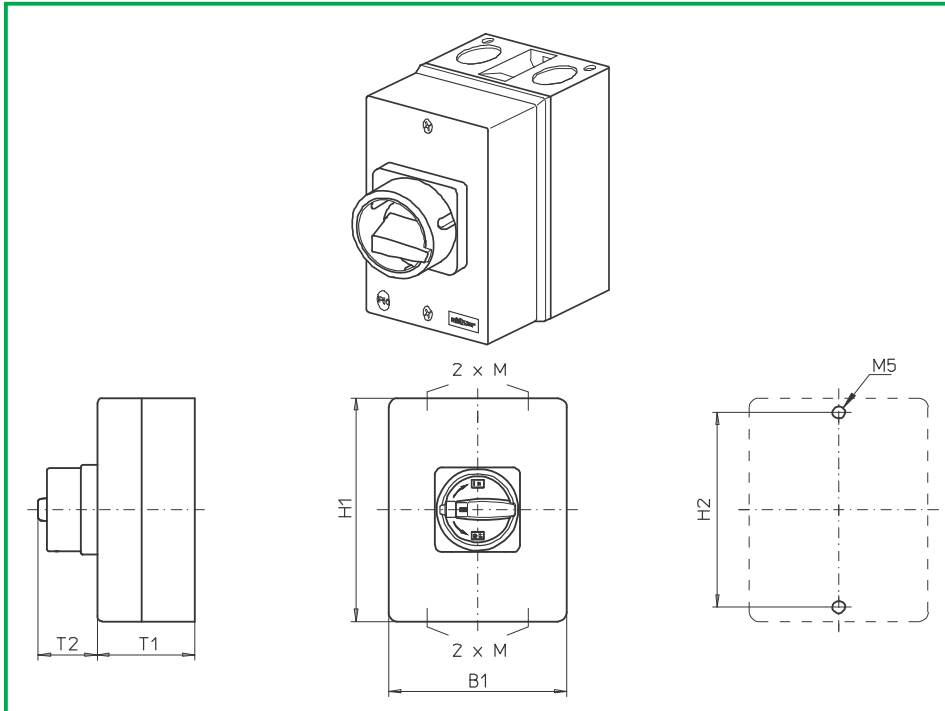
734M1 (IP66)

Complete switch	Poles	Product lines	Rated data (IEC 60947)			Order code number
			Operational current I_e	Operational power at 380–440 V		
			AC-21A A	AC-23A kW	AC-3 kW	
ON-OFF Switches Switching angle 90°	6 ... 8	H200-D	20	5,5	3,7	H216 - 41 ... - 734M1
			25	7,5	5,5	H220 - 41 ... - 734M1
			32	11	7,5	H226 - 41 ... - 734M1
			40	15	11	H233 - 41 ... - 734M1

SMD modules for basic switch A02						
Mounting form module (switch module ED)				H200-D		BFC2 - ED
Enclosure module, mounting form 734M1						PAH2 - 734M1
Legend plate silver, enclosure module 734M1						FAS4 - 9... (FA number)

Dimensions (mm)						
Product line	H1	B1	T1	T2	2xM	H2
H200-D	250	160	120	39	32/40	235

Enclosed Switches



Product line
H200-A

Enclosed switch

Insulated enclosure
250 x 160 x 120 mm

With cover interlock
in ON position

with PE connection link

Cable entries
4 x M32/ M40

735M1 (IP66)

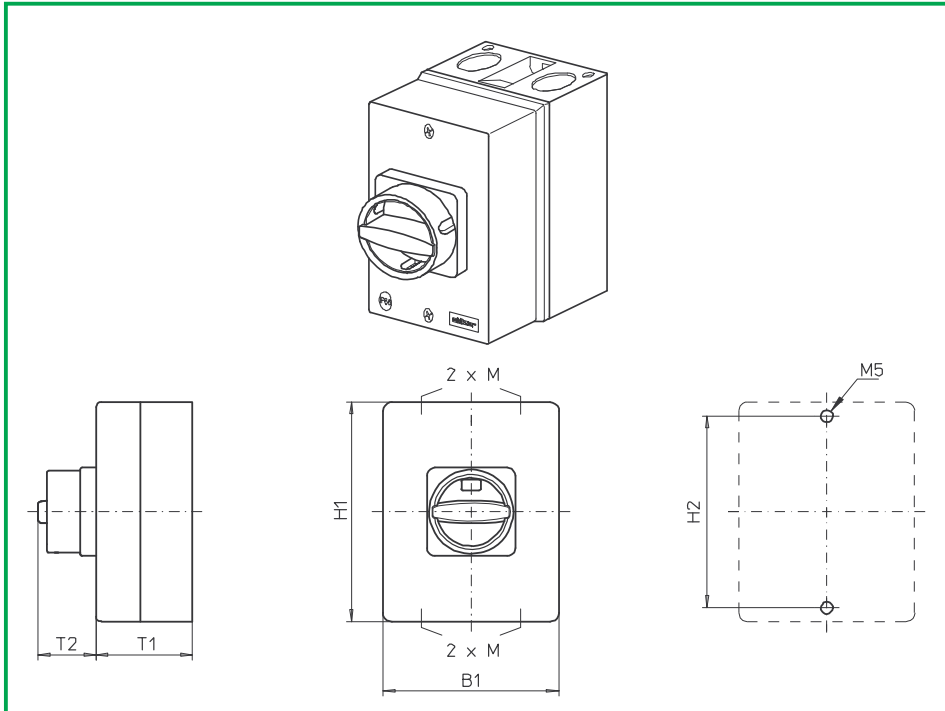
735M4 (IP66)

Complete switch	Poles	Product lines	Rated data (IEC 60947)			Order code number
			Operational current I_e	Operational power at 380–440 V		
			AC-21A A	AC-23A kW	AC-3 kW	
Main Switches OFF position padlockable 09h	3 ... 4	H200-A	20	5,5	3,7	H216 - 41 ... - 735M1
			25	7,5	5,5	H220 - 41 ... - 735M1
			32	11	7,5	H226 - 41 ... - 735M1
			40	15	11	H233 - 41 ... - 735M1
Main/Emergency-Off Switches OFF position padlockable 09h	3 ... 4	H200-A	20	5,5	3,7	H216 - 41 ... - 735M4
			25	7,5	5,5	H220 - 41 ... - 735M4
			32	11	7,5	H226 - 41 ... - 735M4
			40	15	11	H233 - 41 ... - 735M4

SMD modules for basic switch A02			
Mounting form module (switch module ED)		H200-A	BFA2 - ED
Enclosure module, mounting form 735M1			PAH2 - 735M1
Enclosure module, mounting form 735M4			PAH2 - 735M4

Dimensions (mm)							
Product line	H1	B1	T1	T2	2xM	H2	
H200-A	250	160	120	38	32/40	235	

Enclosed Switches



Product line
H200-A

Enclosed switch

Insulated enclosure
250 x 160 x 120 mm

With cover interlock
in ON position

with PE connection link

Cable entries
4 x M32/ M40

735N1 (IP66)

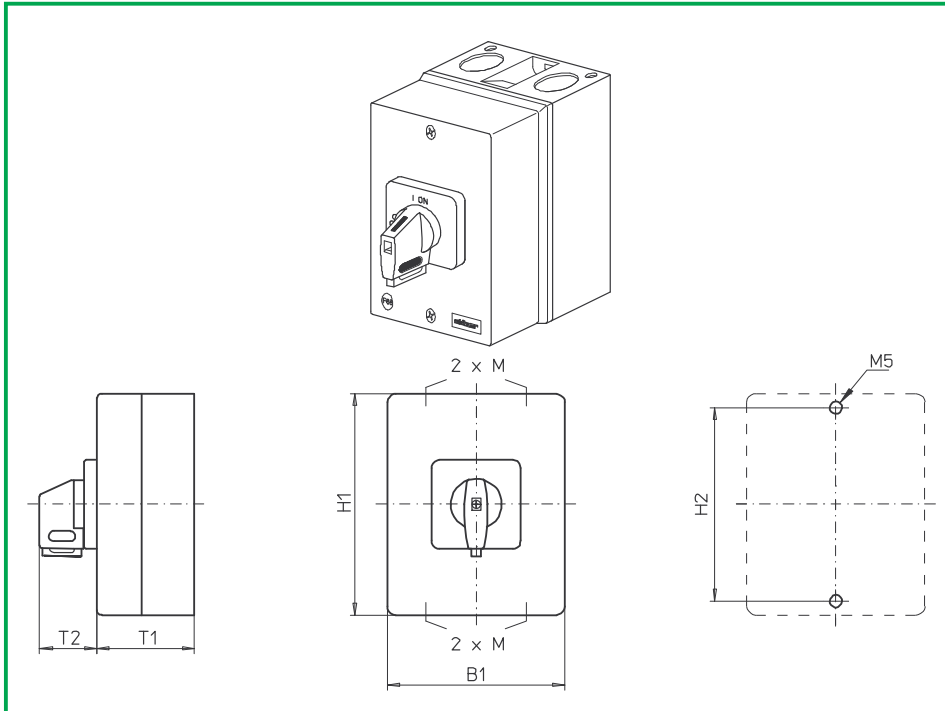
735N4 (IP66)

Complete switch	Poles	Product lines	Rated data (IEC 60947)			Order code number
			Operational current I_e	Operational power at 380–440 V		
			AC-21A A	AC-23A kW	AC-3 kW	
Main Switches OFF position padlockable 09h	3 ... 4	H200-A	20	5,5	3,7	H216 - 41 ... - 735N1
			25	7,5	5,5	H220 - 41 ... - 735N1
			32	11	7,5	H226 - 41 ... - 735N1
			40	15	11	H233 - 41 ... - 735N1
Main/Emergency-Off Switches OFF position padlockable 09h	3 ... 4	H200-A	20	5,5	3,7	H216 - 41 ... - 735N4
			25	7,5	5,5	H220 - 41 ... - 735N4
			32	11	7,5	H226 - 41 ... - 735N4
			40	15	11	H233 - 41 ... - 735N4

SMD modules for basic switch A02		
Mounting form module (switch module ED)	H200-A	BFA2 - ED
Enclosure module, mounting form 735N1		PAH2 - 735N1
Enclosure module, mounting form 735N4		PAH2 - 735N4

Dimensions (mm)							
Product line	H1	B1	T1	T2	2xM	H2	
H200-A	250	160	120	33	32/40	235	

Enclosed Switches



Product line
H200-A

Enclosed switch

Insulated enclosure
250 x 160 x 120 mm

With cover interlock
in ON position
with PE connection link

Cable entries
4 x M32/ M40

735V1 (IP66)

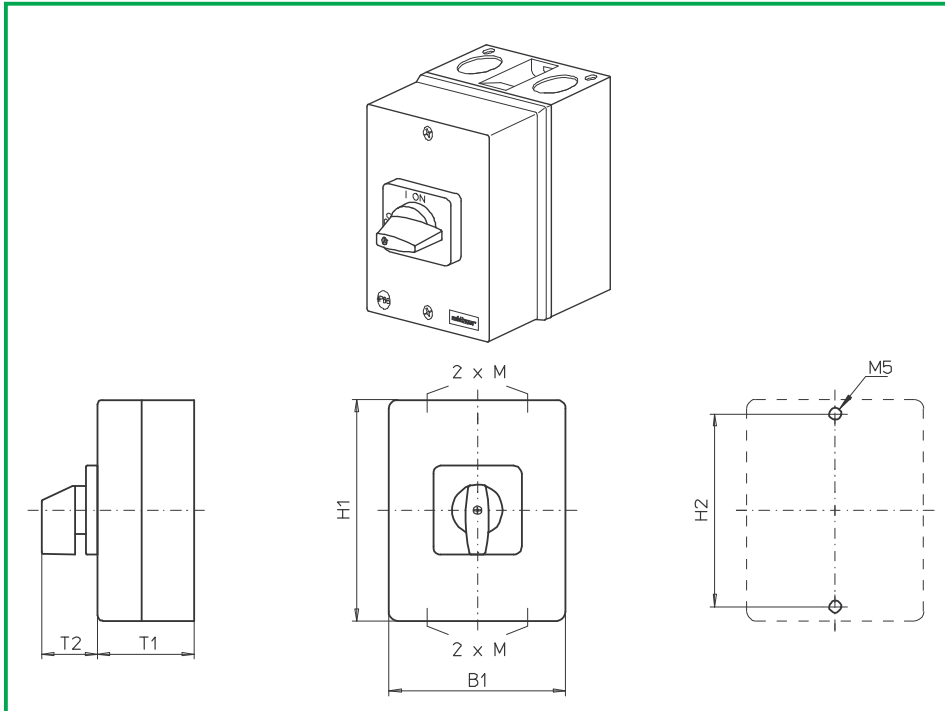
735V4 (IP66)

Complete switch	Poles	Product lines	Rated data (IEC 60947)			Order code number
			Operational current I _e	Operational power at 380–440 V		
			AC-21A A	AC-23A kW	AC-3 kW	
Main Switches OFF position padlockable 09h	3 ... 4	H200-A	20	5,5	3,7	H216 - 41 ... - 735V1
			25	7,5	5,5	H220 - 41 ... - 735V1
			32	11	7,5	H226 - 41 ... - 735V1
			40	15	11	H233 - 41 ... - 735V1
Main/Emergency-Off Switches OFF position padlockable 09h	3 ... 4	H200-A	20	5,5	3,7	H216 - 41 ... - 735V4
			25	7,5	5,5	H220 - 41 ... - 735V4
			32	11	7,5	H226 - 41 ... - 735V4
			40	15	11	H233 - 41 ... - 735V4

SMD modules for basic switch A02			
Mounting form module (switch module ED)		H200-A	BFA2 - ED
Enclosure module, mounting form 735V1			PAH2 - 735V1
Enclosure module, mounting form 735V4			PAH2 - 735V4
Legend plate silver, enclosure module 735V1			FAS4 - 9... (FA number)
Legend plate yellow, enclosure module 735V4			FBS4 - 9... (FA number)

Dimensions (mm)						
Product line	H1	B1	T1	T2	2xM	H2
H200-A	250	160	120	39	32/40	235

Enclosed Switches



Product line
H200-A

Enclosed switch

Insulated enclosure
250 x 160 x 120 mm

With cover interlock
in ON position

with PE connection link

Cable entries
4 x M32/ M40

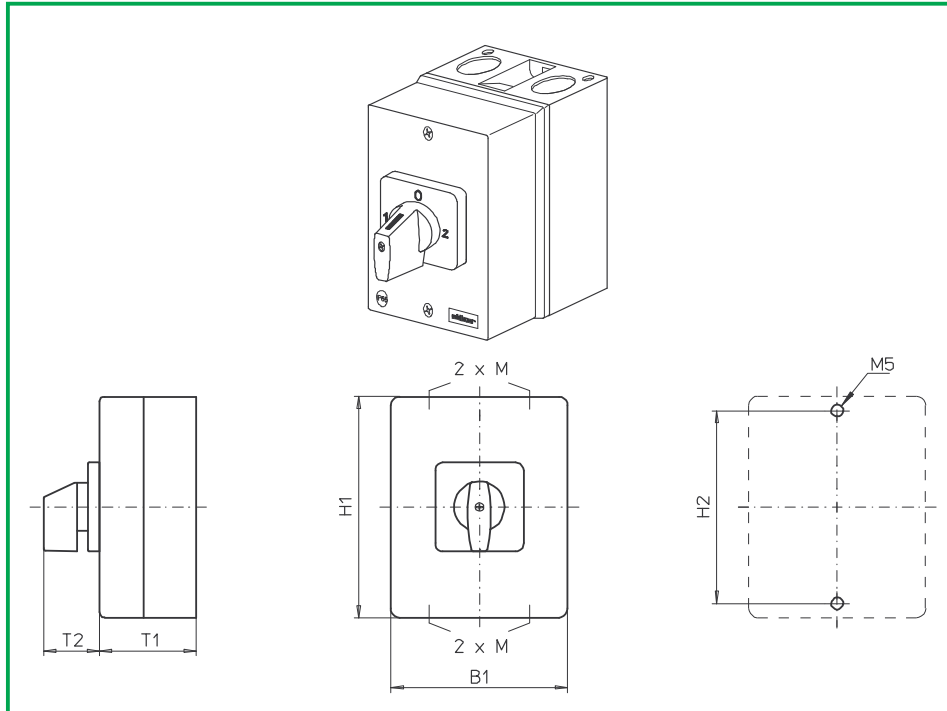
736M1 (IP66)

Complete switch	Poles	Product lines	Rated data (IEC 60947)			Order code number
			Operational current I _e	Operational power at 380–440 V		
			AC-21A A	AC-23A kW	AC-3 kW	
ON-OFF Switches Switching angle 90°	3 ... 4	H200-A	20	5,5	3,7	H216 - 41 ... - 736M1
			25	7,5	5,5	H220 - 41 ... - 736M1
			32	11	7,5	H226 - 41 ... - 736M1
			40	15	11	H233 - 41 ... - 736M1

SMD modules for basic switch A02						
Mounting form module (switch module ED)				H200-A		BFA2 - ED
Enclosure module, mounting form 736M1						PAH2 - 736M1
Legend plate silver, enclosure module 736M1						FAS4 - 9... (FA number)

Dimensions (mm)						
Product line	H1	B1	T1	T2	2xM	H2
H200-A	250	160	120	39	32/40	235

Enclosed Switches



Product line
H200-E

Enclosed switch

Insulated enclosure
250 x 160 x 120 mm

With cover interlock
in ON position

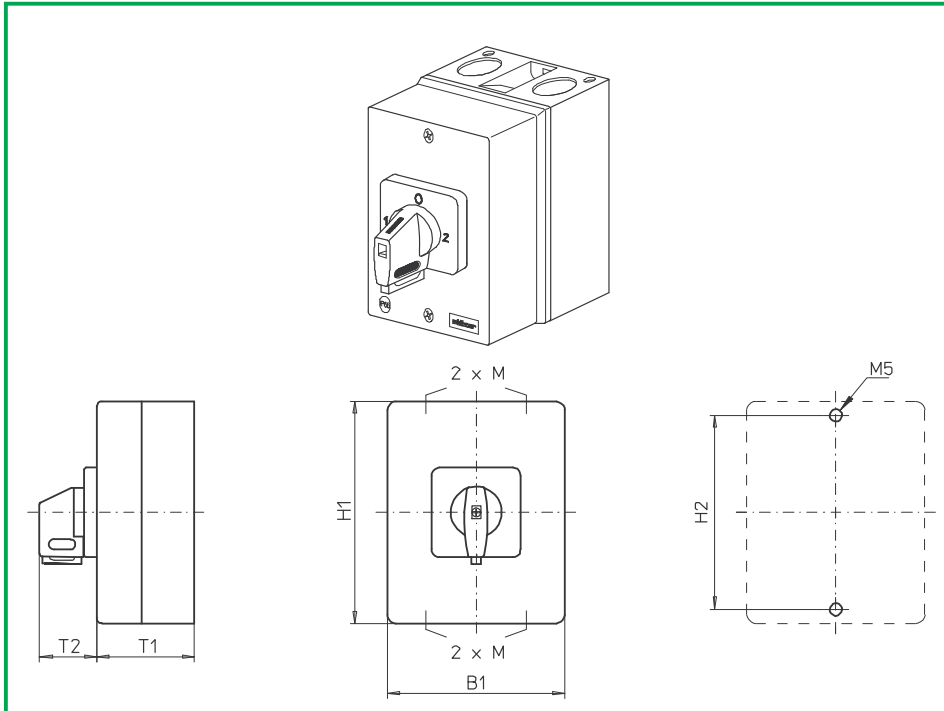
with PE connection link

Cable entries
4 x M32/ M40

737M1 (IP66)

Complete switch	Poles	Product lines	Rated data (IEC 60947)			Order code number
			Operational current I _e	Operational power at 380–440 V		
			AC-21A A	AC-23A kW	AC-3 kW	
Changeover with OFF Switching angle 90°	3 ... 4	H200-E	20	5,5	3,7	H216 - 71 ... - 737M1
			25	7,5	5,5	H220 - 71 ... - 737M1
			32	11	7,5	H226 - 71 ... - 737M1
			40	15	11	H233 - 71 ... - 737M1
SMD modules for basic switch A02						
Mounting form module (switch module ED)			H200-E			BFB2 - ED
Enclosure module, mounting form 737M1						PAH2 - 737M1
Legend plate silver, enclosure module 737M1						FAS4 - 9... (FA number)
Dimensions (mm)						
Product line	H1	B1	T1	T2	2xM	H2
H200-E	250	160	120	39	32/40	235

Enclosed Switches



Product line
H200-E

Enclosed switch

Insulated enclosure
250 x 160 x 120 mm

With cover interlock
in ON position

with PE connection link

Cable entries
4 x M32/ M40

729V1 (IP66)

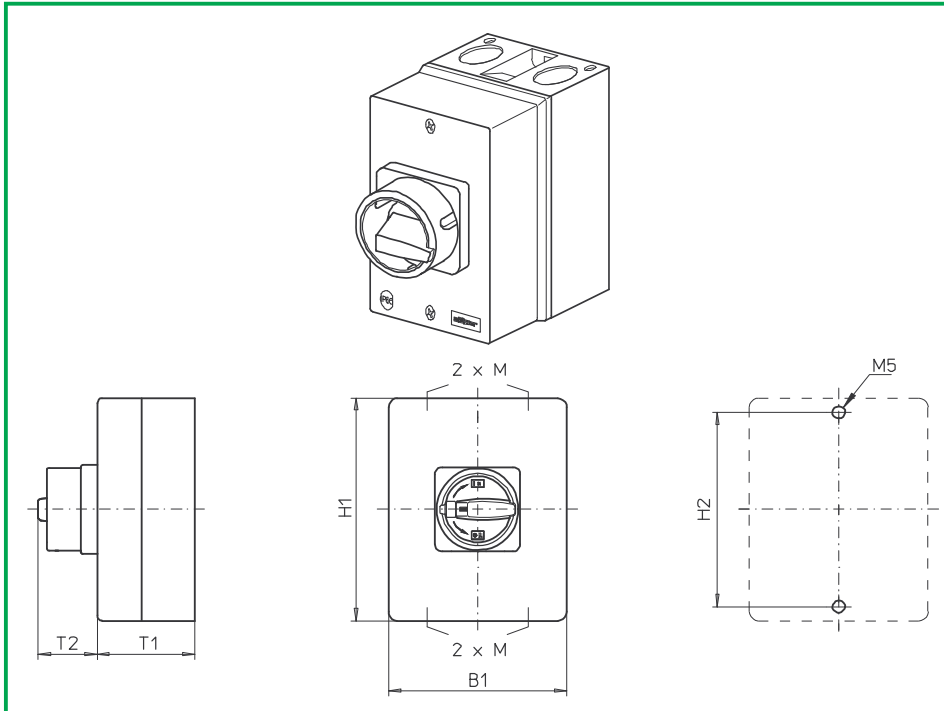
737V1 (IP66)

Complete switch	Poles	Product lines	Rated data (IEC 60947)			Order code number
			Operational current I _e	Operational power at 380–440 V		
			AC-21A A	AC-23A kW	AC-3 kW	
Changeover with OFF Switching angle 90° OFF position padlockable 12h	3 ... 4	H200-E	20	5,5	3,7	H216 - 71 ... - 737V1
			25	7,5	5,5	H220 - 71 ... - 737V1
			32	11	7,5	H226 - 71 ... - 737V1
			40	15	11	H233 - 71 ... - 737V1
Changeover with OFF Switching angle 90° 3 positions padlockable (09h/12h/03h)	3 ... 4	H200-E	20	5,5	3,7	H216 - 71 ... - 729V1
			25	7,5	5,5	H220 - 71 ... - 729V1
			32	11	7,5	H226 - 71 ... - 729V1
			40	15	11	H233 - 71 ... - 729V1

SMD modules for basic switch A02		
Mounting form module (switch module ED)	H200-E	BFB2 - ED
Enclosure module, mounting form 737V1		PAH2 - 737V1
Enclosure module, mounting form 729V1		PAH2 - 729V1
Legend plate silver, enclosure modules 737V1/ 729V1		FAS4 - 9... (FA number)

Dimensions (mm)						
Product line	H1	B1	T1	T2	2xM	H2
H200-E	250	160	120	39	32/40	235

Enclosed Switches



Product line
H200-D

Enclosed switch

Insulated enclosure
250 x 160 x 120 mm

With cover interlock
in ON position

with PE connection link

Cable entries
4 x M32/ M40

738M1 (IP66)

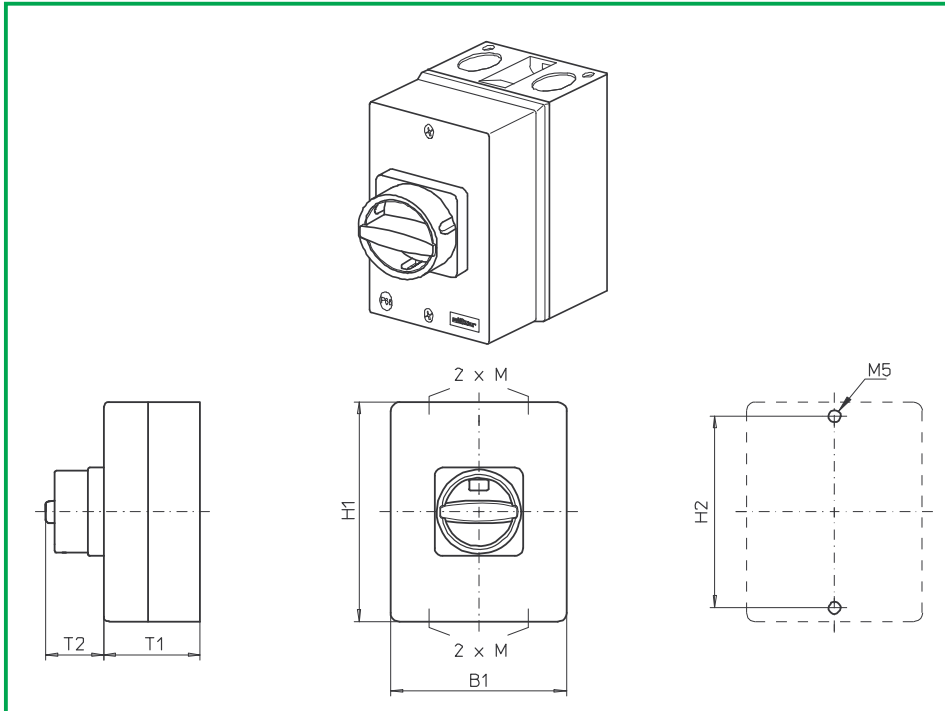
738M4 (IP66)

Complete switch	Poles	Product lines	Rated data (IEC 60947)			Order code number
			Operational current I_e	Operational power at 380–440 V		
			AC-21A A	AC-23A kW	AC-3 kW	
Main Switches OFF position padlockable 09h	6 ... 8	H200-D	20	5,5	3,7	H216 - 41 ... - 738M1
			25	7,5	5,5	H220 - 41 ... - 738M1
			32	11	7,5	H226 - 41 ... - 738M1
			40	15	11	H233 - 41 ... - 738M1
Main/Emergency-Off Switches OFF position padlockable 09h	6 ... 8	H200-D	20	5,5	3,7	H216 - 41 ... - 738M4
			25	7,5	5,5	H220 - 41 ... - 738M4
			32	11	7,5	H226 - 41 ... - 738M4
			40	15	11	H233 - 41 ... - 738M4

SMD modules for basic switch A02			
Mounting form module (switch module ED)		H200-D	BFC2 - ED
Enclosure module, mounting form 738M1			PAH2 - 738M1
Enclosure module, mounting form 738M4			PAH2 - 738M4

Dimensions (mm)						
Product line	H1	B1	T1	T2	2xM	H2
H200-D	250	160	120	50	32/40	235

Enclosed Switches



Product line
H200-D

Enclosed switch

Insulated enclosure
250 x 160 x 120 mm

With cover interlock
in ON position

with PE connection link

Cable entries
4 x M32/ M40

738N1 (IP66)

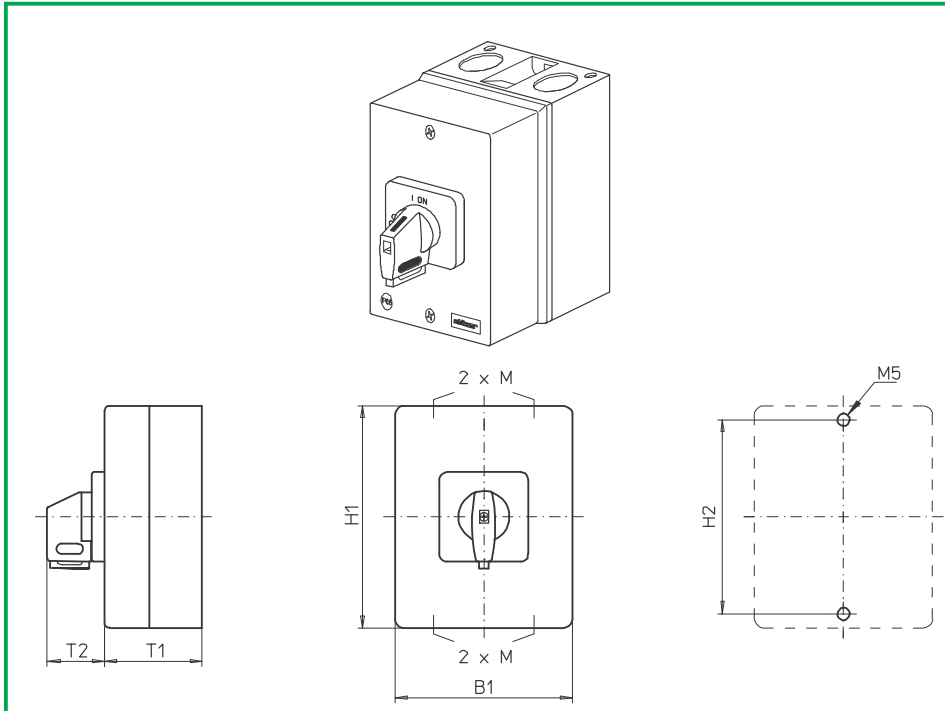
738N4 (IP66)

Complete switch	Poles	Product lines	Rated data (IEC 60947)			Order code number
			Operational current I_e	Operational power at 380–440 V		
			AC-21A A	AC-23A kW	AC-3 kW	
Main Switches OFF position padlockable 09h	6 ... 8	H200-D	20	5,5	3,7	H216 - 41 ... - 738N1
			25	7,5	5,5	H220 - 41 ... - 738N1
			32	11	7,5	H226 - 41 ... - 738N1
			40	15	11	H233 - 41 ... - 738N1
Main/Emergency-Off Switches OFF position padlockable 09h	6 ... 8	H200-D	20	5,5	3,7	H216 - 41 ... - 738N4
			25	7,5	5,5	H220 - 41 ... - 738N4
			32	11	7,5	H226 - 41 ... - 738N4
			40	15	11	H233 - 41 ... - 738N4

SMD modules for basic switch A02		
Mounting form module (switch module ED)	H200-D	BFC2 - ED
Enclosure module, mounting form 738N1		PAH2 - 738N1
Enclosure module, mounting form 738N4		PAH2 - 738N4

Dimensions (mm)						
Product line	H1	B1	T1	T2	2xM	H2
H200-D	250	160	120	45	32/40	235

Enclosed Switches



Product line
H200-D

Enclosed switch

Insulated enclosure
250 x 160 x 120 mm

With cover interlock
in ON position

with PE connection link

Cable entries
4 x M32/ M40

738V1 (IP66)

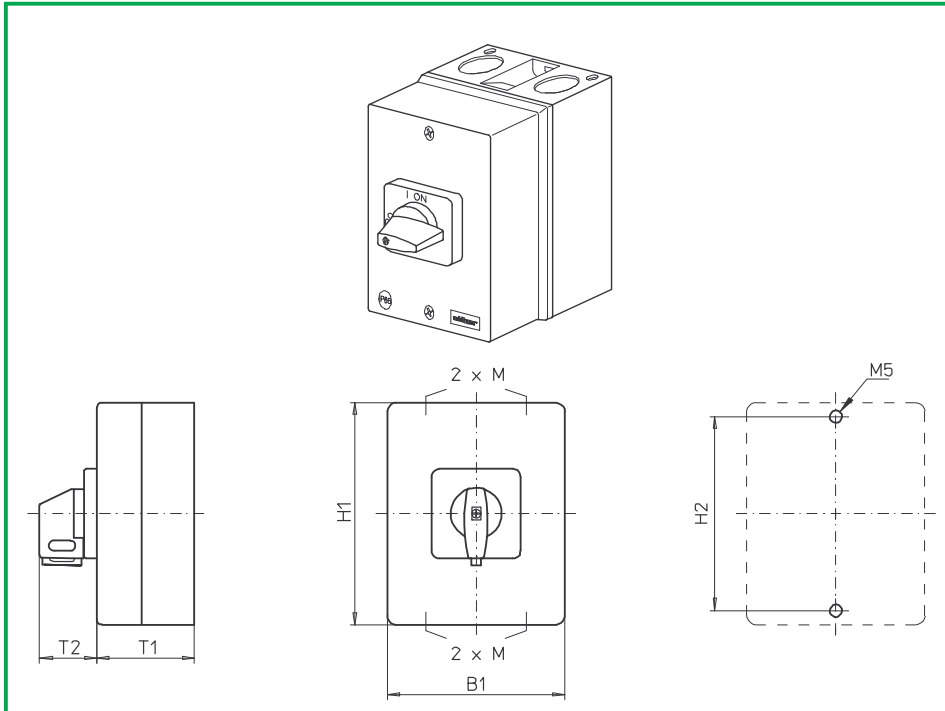
738V4 (IP66)

Complete switch	Poles	Product lines	Rated data (IEC 60947)			Order code number
			Operational current I _e	Operational power at 380–440 V		
			AC-21A A	AC-23A kW	AC-3 kW	
Main Switches OFF position padlockable 09h	6 ... 8	H200-D	20	5,5	3,7	H216 - 41 ... - 738V1
			25	7,5	5,5	H220 - 41 ... - 738V1
			32	11	7,5	H226 - 41 ... - 738V1
			40	15	11	H233 - 41 ... - 738V1
Main/Emergency-Off Switches OFF position padlockable 09h	6 ... 8	H200-D	20	5,5	3,7	H216 - 41 ... - 738V4
			25	7,5	5,5	H220 - 41 ... - 738V4
			32	11	7,5	H226 - 41 ... - 738V4
			40	15	11	H233 - 41 ... - 738V4

SMD modules for basic switch A02			
Mounting form module (switch module ED)		H200-D	BFC2 - ED
Enclosure module, mounting form 738V1			PAH2 - 738V1
Enclosure module, mounting form 738V4			PAH2 - 738V4
Legend plate silver, enclosure module 738V1			FAS4 - 9... (FA number)
Legend plate yellow, enclosure module 738V4			FBS4 - 9... (FA number)

Dimensions (mm)							
Product line	H1	B1	T1	T2	2xM	H2	
H200-D	250	160	120	39	32/40	235	

Enclosed Switches



Product line
H200-D

Enclosed switch

Insulated enclosure
250 x 160 x 120 mm

With cover interlock
in ON position

with PE connection link

Cable entries
4 x M32/ M40

739M1 (IP66)

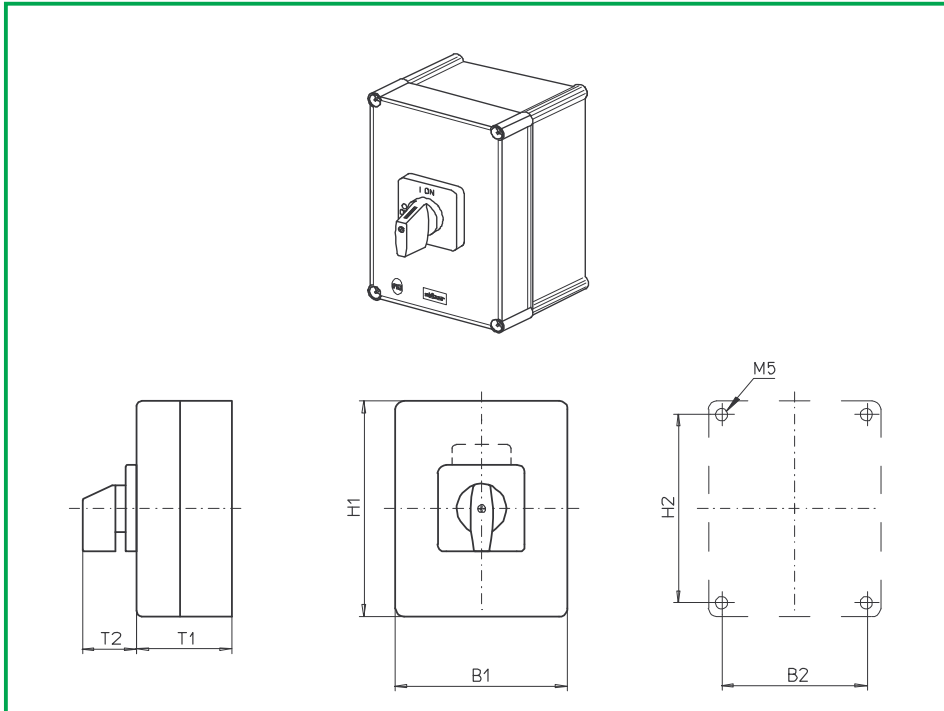
Complete switch	Poles	Product lines	Rated data (IEC 60947)			Order code number
			Operational current I _e	Operational power at 380–440 V		
			AC-21A A	AC-23A kW	AC-3 kW	
ON-OFF Switches Switching angle 90°	6 ... 8	H200-D	20	5,5	3,7	H216 - 41 ... - 739M1
			25	7,5	5,5	H220 - 41 ... - 739M1
			32	11	7,5	H226 - 41 ... - 739M1
			40	15	11	H233 - 41 ... - 739M1

SMD modules for basic switch A02						
Mounting form module (switch module ED)				H200-D		BFC2 - ED
Enclosure module, mounting form 739M1						PAH2 - 739M1
Legend plate silver, enclosure module 739M1						FAS4 - 9... (FA number)

Dimensions (mm)						
Product line	H1	B1	T1	T2	2xM	H2
H200-D	250	160	120	39	32/40	235

Enclosed Switches

sälzer



**Product line
H200-D**

**Insulated enclosure
Polycarbonate**
280 x 190 x 130 mm

**Cover interlock
in ON position**

Cable entries
without

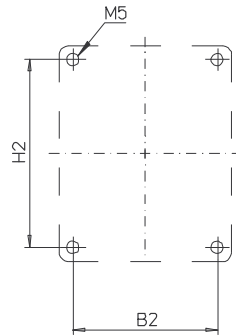
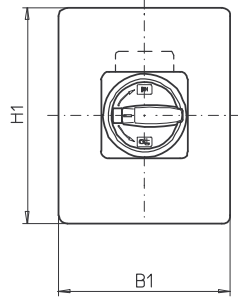
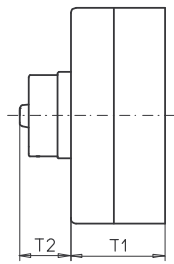
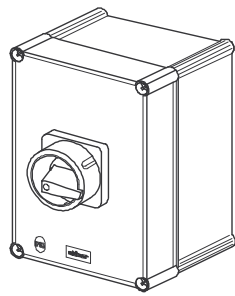
with 2 PE terminals
without N terminal

741M1 (IP66)

Complete switch	Poles	Product lines	Rated data (IEC 60947)			Order code number
			Operational current I _e	Operational power at 380–440 V		
			AC-21A A	AC-23A kW	AC-3 kW	
ON-OFF Switches Switching angle 90°	6 ... 8	H200-D	20	5,5	3,7	H216 - 41 ... - 741M1
			25	7,5	5,5	H220 - 41 ... - 741M1
			32	11	7,5	H226 - 41 ... - 741M1
			40	15	11	H233 - 41 ... - 741M1
Realisable switching programmes: 6 pole 41600 , 41611, 41620, 41622, 41631, 41640 8 pole 41800						
SMD modules for basic switch A02						
Mounting form module for 741M1			H200-D		BFB2 - E8	
Enclosure module, mounting form 741M1					PAH2 - 741M1	
Legend plate silver, enclosure module 741M1					FAS4 - 9... (FA number)	
Dimensions (mm)						
Product line	H1	B1	T1	T2	H2	B2
H200-D	280	190	130	39	254	164

Enclosed Switches

sälzer



Product line
H200-D

Insulated enclosure
Polycarbonate
280 x 190 x 130 mm

Cover interlock
in ON position

Cable entries
without

with 2 PE terminals
without N terminal

740M1 (IP66)

740M4 (IP66)

Complete switch	Poles	Product lines	Rated data (IEC 60947)			Order code number
			Operational current I_e	Operational power at 380–440 V		
			AC-21A A	AC-23A kW	AC-3 kW	
Main Switches OFF position padlockable 09h	6 ... 8	H200-D	20	5,5	3,7	H216 - 41 ... - 740M1
			25	7,5	5,5	H220 - 41 ... - 740M1
			32	11	7,5	H226 - 41 ... - 740M1
			40	15	11	H233 - 41 ... - 740M1
Main/Emergency-Off Switches OFF position padlockable 09h	6 ... 8	H200-D	20	5,5	3,7	H216 - 41 ... - 740M4
			25	7,5	5,5	H220 - 41 ... - 740M4
			32	11	7,5	H226 - 41 ... - 740M4
			40	15	11	H233 - 41 ... - 740M4

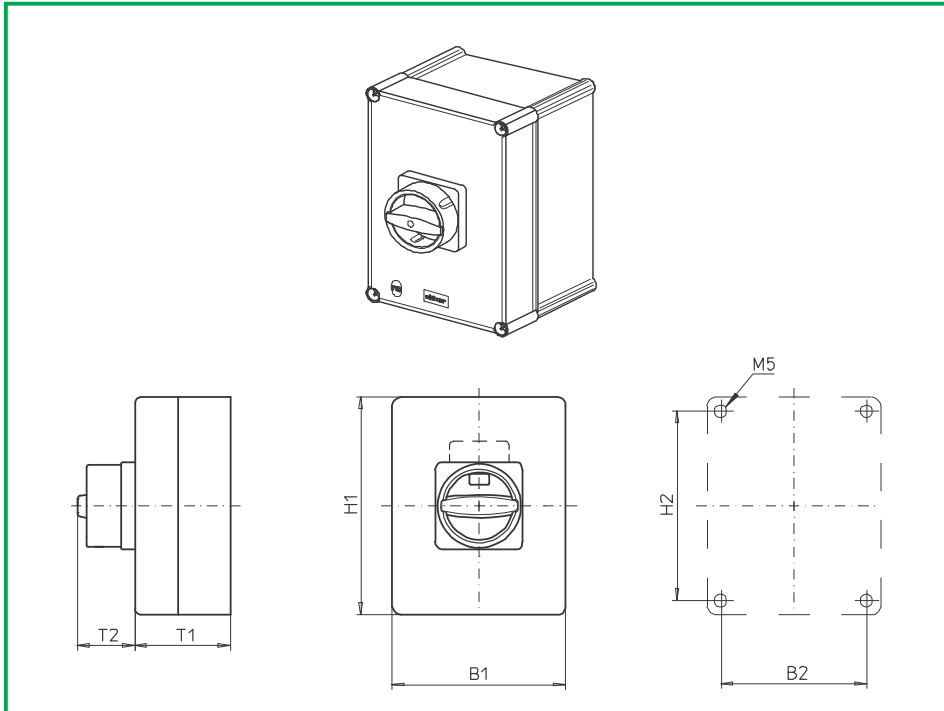
Realisable switching programmes:
6 pole **41600**, 41611, 41620, 41622, 41631, 41640
8 pole **41800**

SMD modules for basic switch A02			
Mounting form module for 740M1/ 740M4		H200-D	BFB2 - E8
Enclosure module, mounting form 740M1			PAH2 - 740M1
Enclosure module, mounting form 740M4			PAH2 - 740M4

Dimensions (mm)						
Product line	H1	B1	T1	T2	H2	B2
H200-D	280	190	130	38	254	164

Enclosed Switches

sälzer



Product line
H200-D

Insulated enclosure
Polycarbonate
280 x 190 x 130 mm

Cover interlock
in ON position

Cable entries
without

with 2 PE terminals
without N terminal

740N1 (IP66)
740N4 (IP66)

Complete switch	Poles	Product lines	Rated data (IEC 60947)			Order code number
			Operational current I _e	Operational power at 380–440 V		
			AC-21A A	AC-23A kW	AC-3 kW	
Main Switches OFF position padlockable 09h	6 ... 8	H200-D	20	5,5	3,7	H216 - 41 ... - 740N1
			25	7,5	5,5	H220 - 41 ... - 740N1
			32	11	7,5	H226 - 41 ... - 740N1
			40	15	11	H233 - 41 ... - 740N1
Main/Emergency-Off Switches OFF position padlockable 09h	6 ... 8	H200-D	20	5,5	3,7	H216 - 41 ... - 740N4
			25	7,5	5,5	H220 - 41 ... - 740N4
			32	11	7,5	H226 - 41 ... - 740N4
			40	15	11	H233 - 41 ... - 740N4

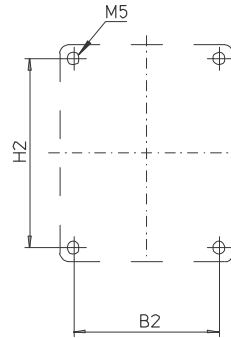
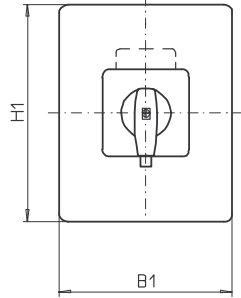
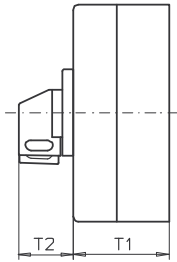
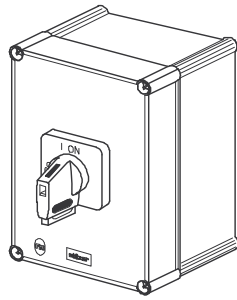
Realisable switching programmes:
6 pole **41600**, 41611, 41620, 41622, 41631, 41640
8 pole **41800**

SMD modules for basic switch A02			
Mounting form module for 740N1/ 740N4		H200-D	BFB2 - E8
Enclosure module, mounting form 740N1			PAH2 - 740N1
Enclosure module, mounting form 740N4			PAH2 - 740N4

Dimensions (mm)						
Product line	H1	B1	T1	T2	H2	B2
H200-D	280	190	130	33	254	164

Enclosed Switches

sälzer



Product line
H200-D

Insulated enclosure
Polycarbonate
280 x 190 x 130 mm

Cover interlock
in ON position

Cable entries
without

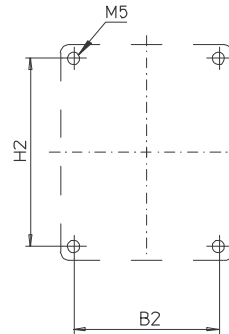
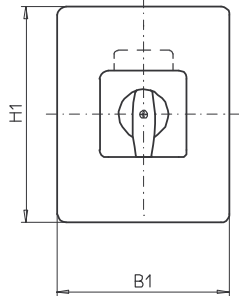
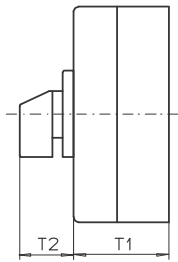
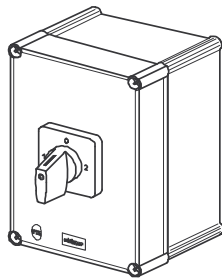
with 2 PE terminals
without N terminal

740V1 (IP66)
740V4 (IP66)

Complete switch	Poles	Product lines	Rated data (IEC 60947)			Order code number
			Operational current I _e	Operational power at 380–440 V		
			AC-21A A	AC-23A kW	AC-3 kW	
Main Switches OFF position padlockable 09h	6 ... 8	H200-D	20	5,5	3,7	H216 - 41 ... - 740V1
			25	7,5	5,5	H220 - 41 ... - 740V1
			32	11	7,5	H226 - 41 ... - 740V1
			40	15	11	H233 - 41 ... - 740V1
Main/Emergency-Off Switches OFF position padlockable 09h	6 ... 8	H200-D	20	5,5	3,7	H216 - 41 ... - 740V4
			25	7,5	5,5	H220 - 41 ... - 740V4
			32	11	7,5	H226 - 41 ... - 740V4
			40	15	11	H233 - 41 ... - 740V4
Realisable switching programmes:						
6 pole 41600 , 41611, 41620, 41622, 41631, 41640						
8 pole 41800						
SMD modules for basic switch A02						
Mounting form module for 740V1/ 740V4			H200-D		BFB2 - E8	
Enclosure module, mounting form 740V1					PAH2 - 740V1	
Enclosure module, mounting form 740V4					PAH2 - 740V4	
Legend plate silver, enclosure module 740V1					FAS4 - 9... (FA number)	
Legend plate yellow, enclosure module 740V4					FBS4 - 9... (FA number)	
Dimensions (mm)						
Product line	H1	B1	T1	T2	H2	B2
H200-D	280	190	130	39	254	164

Enclosed Switches

sälzer



Product line
H200-E

Insulated enclosure
Polycarbonate
280 x 190 x 130 mm

Cover interlock
in ON position

Cable entries
without

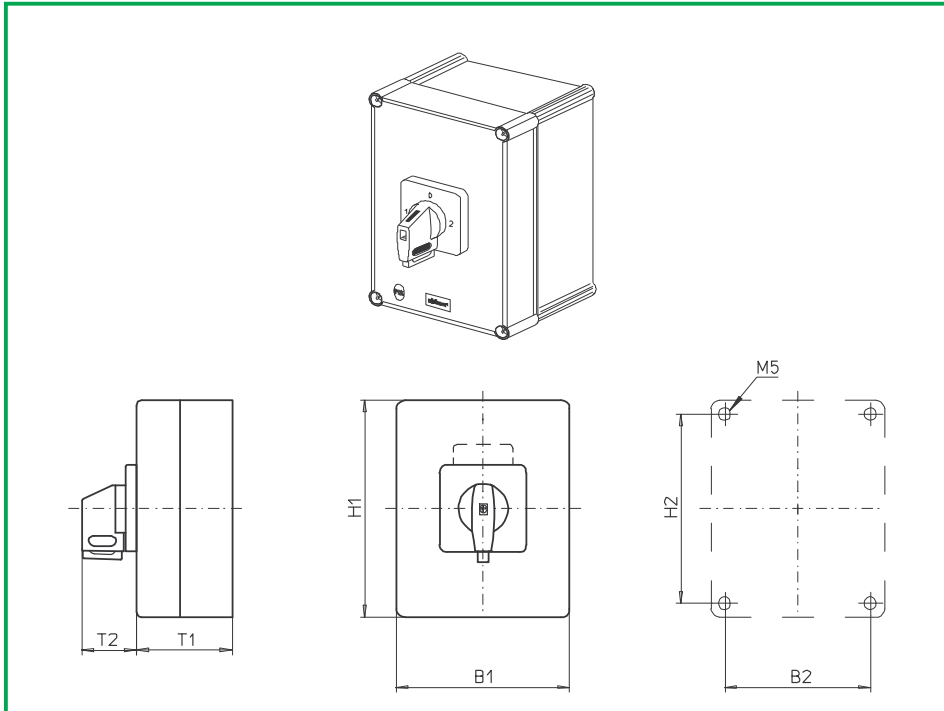
with 2 PE terminals
without N terminal

742M1 (IP66)

Complete switch	Poles	Product lines	Rated data (IEC 60947)			Order code number
			Operational current I _e	Operational power at 380–440 V		
			AC-21A A	AC-23A kW	AC-3 kW	
Changeover with OFF Switching angle 90°	3 ... 4	H200-E	20	5,5	3,7	H216 - 71 ... - 742M1
			25	7,5	5,5	H220 - 71 ... - 742M1
			32	11	7,5	H226 - 71 ... - 742M1
			40	15	11	H233 - 71 ... - 742M1
Realisable switching programmes:						
3 pole	71300 , 71301, 71302, 71310, 71311, 71312 71320, 71321, 71322					
4 pole	71400					
SMD modules for basic switch A02						
Mounting form module for 742M1			H200-E			BFB2 - E8
Enclosure module, mounting form 742M1						PAH2 - 742M1
Legend plate silver, enclosure module 742M1						FAS4 - 9... (FA number)
Dimensions (mm)						
Product line	H1	B1	T1	T2	H2	B2
H200-E	280	190	130	39	254	164

Enclosed Switches

sälzer



Product line
H200-E

Insulated enclosure
Polycarbonate
280 x 190 x 130 mm

Cover interlock
in ON position

Cable entries
without

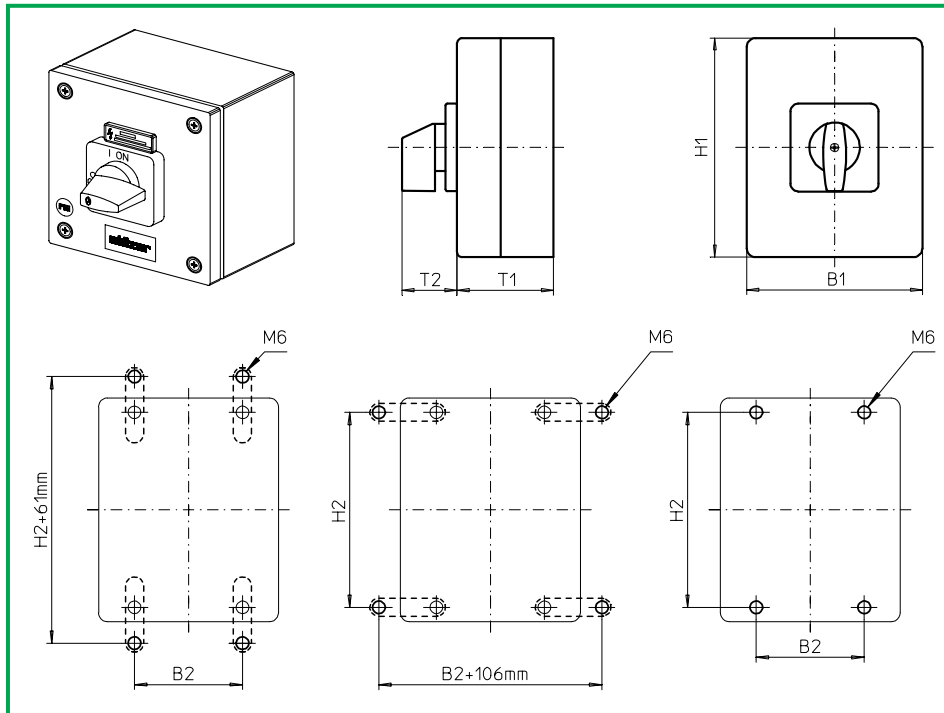
with 2 PE terminals
without N terminal

742V1 (IP66)
743V1 (IP66)

Complete switch	Poles	Product lines	Rated data (IEC 60947)			Order code number
			Operational current I _e	Operational power at 380–440 V		
			AC-21A A	AC-23A kW	AC-3 kW	
Changeover with OFF Switching angle 90° OFF position padlockable 12h	3 ... 4	H200-E	20	5,5	3,7	H216 - 71 ... - 742V1
			25	7,5	5,5	H220 - 71 ... - 742V1
			32	11	7,5	H226 - 71 ... - 742V1
			40	15	11	H233 - 71 ... - 742V1
Changeover with OFF Switching angle 90° 3 positions padlockable (09h/12h/03h)	3 ... 4	H200-E	20	5,5	3,7	H216 - 71 ... - 743V1
			25	7,5	5,5	H220 - 71 ... - 743V1
			32	11	7,5	H226 - 71 ... - 743V1
			40	15	11	H233 - 71 ... - 743V1
Realisable switching programmes:						
3 pole 71300 , 71301, 71302, 71310, 71311, 71312						
71320, 71321, 71322						
4 pole 71400						
SMD modules for basic switch A02						
Mounting form module for 742V1/ 743V1			H200-E		BFB2 - E8	
Enclosure module, mounting form 742V1					PAH2 - 742V1	
Enclosure module, mounting form 743V1					PAH2 - 743V1	
Legend plate silver, enclosure modules 742V1/ 743V1					FAS4 - 9... (FA number)	
Dimensions (mm)						
Product line	H1	B1	T1	T2	H2	B2
H200-E	280	190	130	39	254	164

Enclosed Switches

sälzer



**Product line
H200-A**

Enclosed switch

**Mild steel enclosure
150 x 150 x 120 mm**

086M1 (IP66)

Complete switch	Poles	Product line	Rated data (IEC 60947)			Order code number
			Operational current I _e	Operational power at 380–440 V		
			AC-21A A	AC-23A kW	AC-3 kW	
ON-OFF Switches Switching angle 90°	3 ... 4	H200-A	20	5,5	3,7	H216 - 41 ... - 086M1
			25	7,5	5,5	H220 - 41 ... - 086M1
			32	11	7,5	H226 - 41 ... - 086M1
SMD modules for basic switch A02						
Mounting form module (switch module ED)			H200-A			BFA2 - ED
Enclosure module, mounting form 086M1			H200-A			SAH2 - 086M1
Legend plate silver, enclosure module 086M1			H200-A			FAS4 - 9... (FA number)
Accessories						
Mounting brackets for enclosure modules SA (1 set of 4 brackets)						SAX1
Dimensions (mm)						
Product lines	H1	B1	T1	T2	H2	B2
H200-A	150	150	120	39	132	85

Enclosed Switches

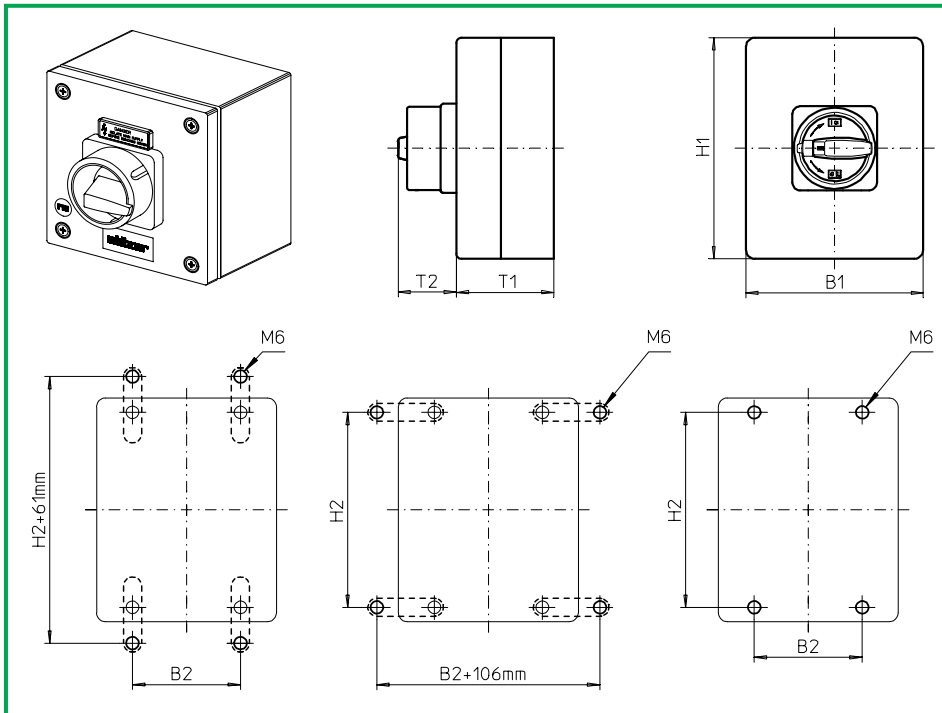
sälzer

**Product line
H200-A**

Enclosed switch

**Mild steel enclosure
150 x 150 x 120 mm**

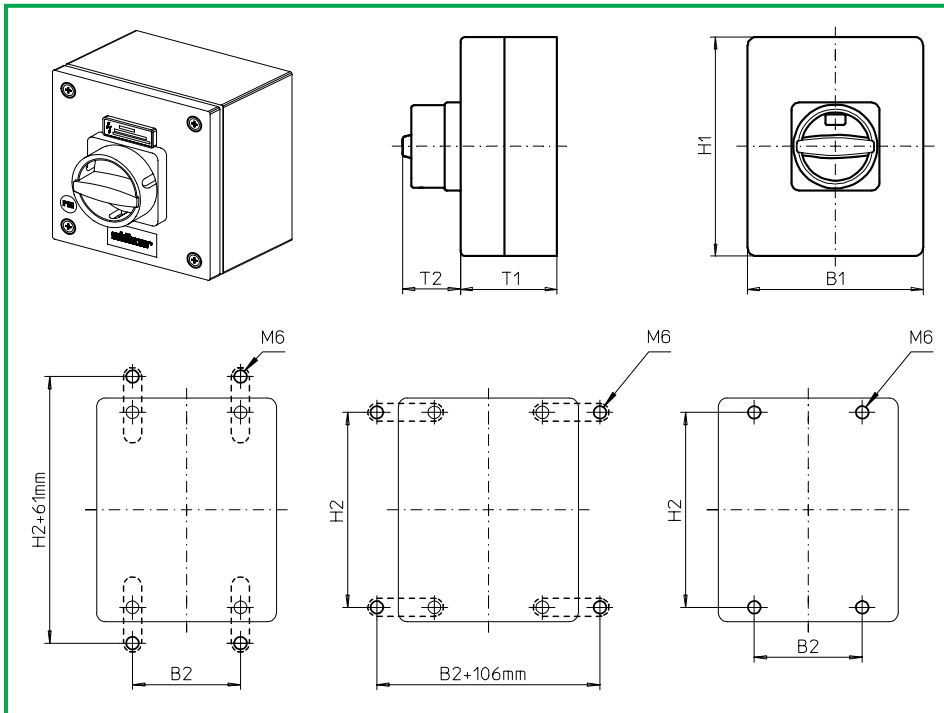
**087M1 (IP66)
087M4 (IP66)**



Complete switch	Poles	Product line	Rated data (IEC 60947)			Order code number
			Operational current I _e	Operational power at 380–440 V		
			AC-21A A	AC-23A kW	AC-3 kW	
Main Switches OFF position padlockable 09h	3 ... 4	H200-A	20	5,5	3,7	H216 - 41 ... - 087M1
			25	7,5	5,5	H220 - 41 ... - 087M1
			32	11	7,5	H226 - 41 ... - 087M1
Main Switches OFF position padlockable 09h	3 ... 4	H200-A	20	5,5	3,7	H216 - 41 ... - 087M4
			25	7,5	5,5	H220 - 41 ... - 087M4
			32	11	7,5	H226 - 41 ... - 087M4
SMD modules for basic switch A02						
Mounting form module (switch module ED)			H200-A		BFA2 - ED	
Enclosure module, mounting form 087M1			H200-A		SAH2 - 087M1	
Enclosure module, mounting form 087M4			H200-A		SAH2 - 087M4	
Accessories						
Mounting brackets for enclosure modules SA (1 set of 4 brackets)					SAX1	
Dimensions (mm)						
Product lines	H1	B1	T1	T2	H2	B2
H200-A	150	150	120	38	132	85

Enclosed Switches

sälzer



Product line
H200-A

Enclosed switch

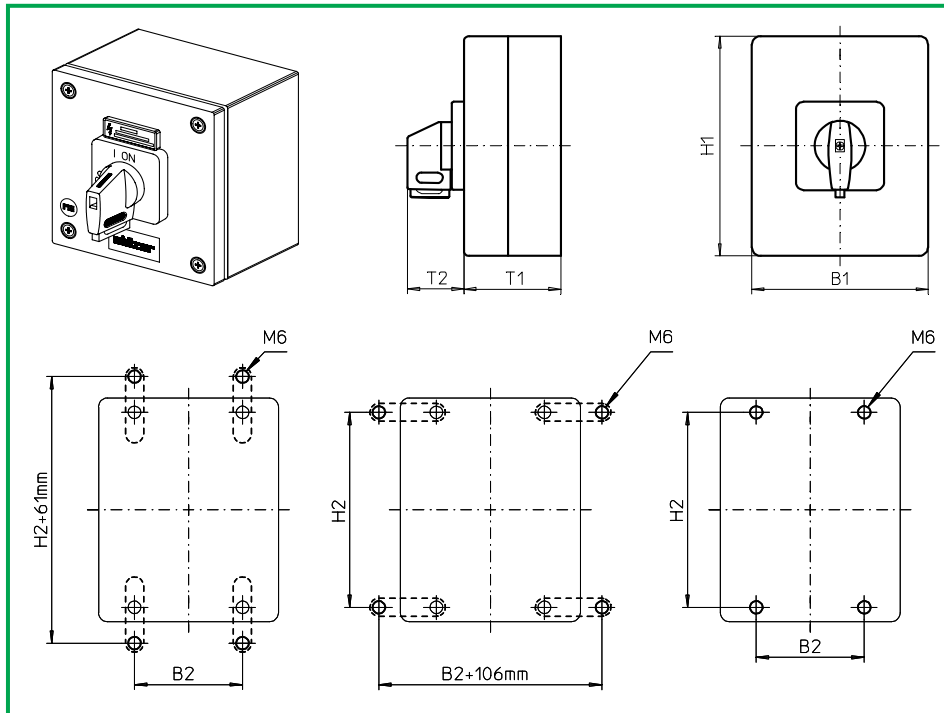
Mild steel enclosure
150 x 150 x 120 mm

087N1 (IP66)
087N4 (IP66)

Complete switch	Poles	Product line	Rated data (IEC 60947)			Order code number
			Operational current I _e	Operational power at 380–440 V		
			AC-21A A	AC-23A kW	AC-3 kW	
Main Switches OFF position padlockable 09h	3 ... 4	H200-A	20	5,5	3,7	H216 - 41 ... - 087N1
			25	7,5	5,5	H220 - 41 ... - 087N1
			32	11	7,5	H226 - 41 ... - 087N1
Main Switches OFF position padlockable 09h	3 ... 4	H200-A	20	5,5	3,7	H216 - 41 ... - 087N4
			25	7,5	5,5	H220 - 41 ... - 087N4
			32	11	7,5	H226 - 41 ... - 087N4
SMD modules for basic switch A02						
Mounting form module (switch module ED)			H200-A			BFA2 - ED
Enclosure module, mounting form 087N1			H200-A			SAH2 - 087N1
Enclosure module, mounting form 087N4			H200-A			SAH2 - 087N4
Accessories						
Mounting brackets for enclosure modules SA (1 set of 4 brackets)						SAX1
Dimensions (mm)						
Product lines	H1	B1	T1	T2	H2	B2
H200-A	150	150	120	33	132	85

Enclosed Switches

sälzer



Product line
H200-A

Enclosed switch

Mild steel enclosure
150 x 150 x 120 mm

087V1 (IP66)
087V4 (IP66)

Complete switch	Poles	Product line	Rated data (IEC 60947)			Order code number
			Operational current I _e	Operational power at 380–440 V		
			AC-21A A	AC-23A kW	AC-3 kW	
Main Switches OFF position padlockable 09h	3 ... 4	H200-A	20	5,5	3,7	H216 - 41 ... - 087V1
			25	7,5	5,5	H220 - 41 ... - 087V1
			32	11	7,5	H226 - 41 ... - 087V1
Main/Emergency-Off Switches OFF position padlockable 09h	3 ... 4	H200-A	20	5,5	3,7	H216 - 41 ... - 087V4
			25	7,5	5,5	H220 - 41 ... - 087V4
			32	11	7,5	H226 - 41 ... - 087V4

SMD modules for basic switch A02

Mounting form module (switch module ED)	H200-A	BFA2 - ED
Enclosure module, mounting form 087V1	H200-A	SAH2 - 087V1
Enclosure module, mounting form 087V4	H200-A	SAH2 - 087V4
Legend plate silver, enclosure module 087V1	H200-A	FAS4 - 9... (FA number)
Legend plate yellow, enclosure module 087V4	H200-A	FBS4 - 9... (FA number)

Accessories

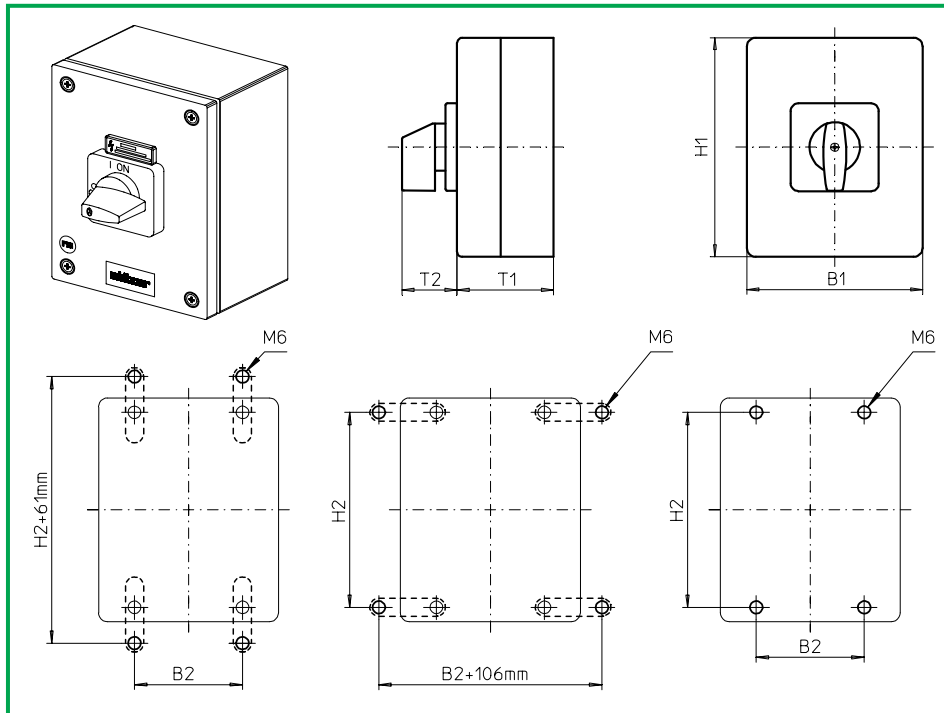
Mounting brackets for enclosure modules SA (1 set of 4 brackets)	SAX1
--	-------------

Dimensions (mm)

Product lines	H1	B1	T1	T2	H2	B2
H200-A	150	150	120	39	132	85

Enclosed Switches

sälzer



Product lines
H200-A/ -D

Enclosed switch

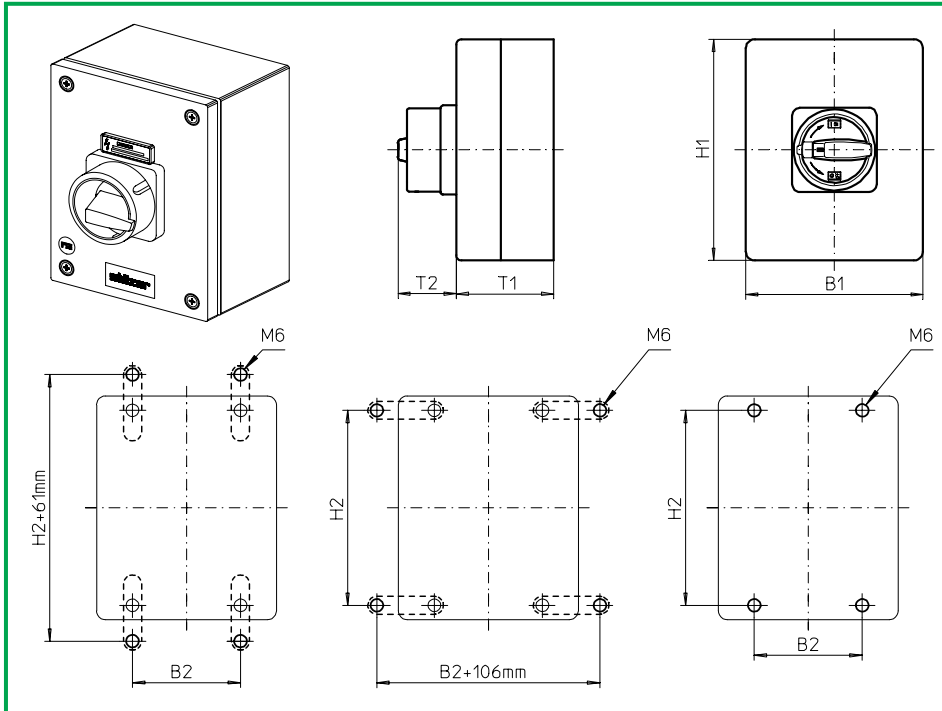
Mild steel enclosure
200 x 150 x 120 mm

186M1 (IP66)

Complete switch	Poles	Product line	Rated data (IEC 60947)			Order code number
			Operational current I _e	Operational power at 380–440 V		
			AC-21A A	AC-23A kW	AC-3 kW	
ON-OFF Switches Switching angle 90°	3 ... 8	H200-A/ -D	20 25 32 40	5,5 7,5 11 15	3,7 5,5 7,5 11	H216 - 41 ... - 186M1 H220 - 41 ... - 186M1 H226 - 41 ... - 186M1 H233 - 41 ... - 186M1
SMD modules for basic switch A02						
Mounting form module (switch module ED)			H200-A			BFA2 - ED
Mounting form module (switch module ED)			H200-D			BFC2 - ED
Enclosure module, mounting form 186M1			H200-A/ -D			SAH2 - 186M1
Legend plate silver, enclosure module 186M1			H200-A/ -D			FAS4 - 9... (FA number)
Accessories						
Mounting brackets for enclosure modules SA (1 set of 4 brackets)						SAX1
Dimensions (mm)						
Product lines	H1	B1	T1	T2	H2	B2
H200-A	200	150	120	39	182	85
H200-D	200	150	120	39	182	85

Enclosed Switches

sälzer



Product lines
H200-A/ -D

Enclosed switch

Mild steel enclosure
200 x 150 x 120 mm

187M1 (IP66)
187M4 (IP66)

Complete switch	Poles	Product line	Rated data (IEC 60947)			Order code number
			Operational current I _e	Operational power at 380–440 V		
			AC-21A A	AC-23A kW	AC-3 kW	
Main Switches OFF position padlockable 09h	3 ... 8	H200-A/ -D	20	5,5	3,7	H216 - 41 ... - 187M1
			25	7,5	5,5	H220 - 41 ... - 187M1
			32	11	7,5	H226 - 41 ... - 187M1
			40	15	11	H233 - 41 ... - 187M1
Main/Emergency-Off Switches OFF position padlockable 09h	3 ... 8	H200-A/ -D	20	5,5	3,7	H216 - 41 ... - 187M4
			25	7,5	5,5	H220 - 41 ... - 187M4
			32	11	7,5	H226 - 41 ... - 187M4
			40	15	11	H233 - 41 ... - 187M4

SMD modules for basic switch A02

Mounting form module (switch module ED)
Mounting form module (switch module ED)

H200-A
H200-D

BFA2 - ED
BFC2 - ED

Enclosure module, mounting form 187M1
Enclosure module, mounting form 187M4

H200-A/ -D
H200-A/ -D

SAH2 - 187M1
SAH2 - 187M4

Accessories

Mounting brackets for enclosure modules SA (1 set of 4 brackets)

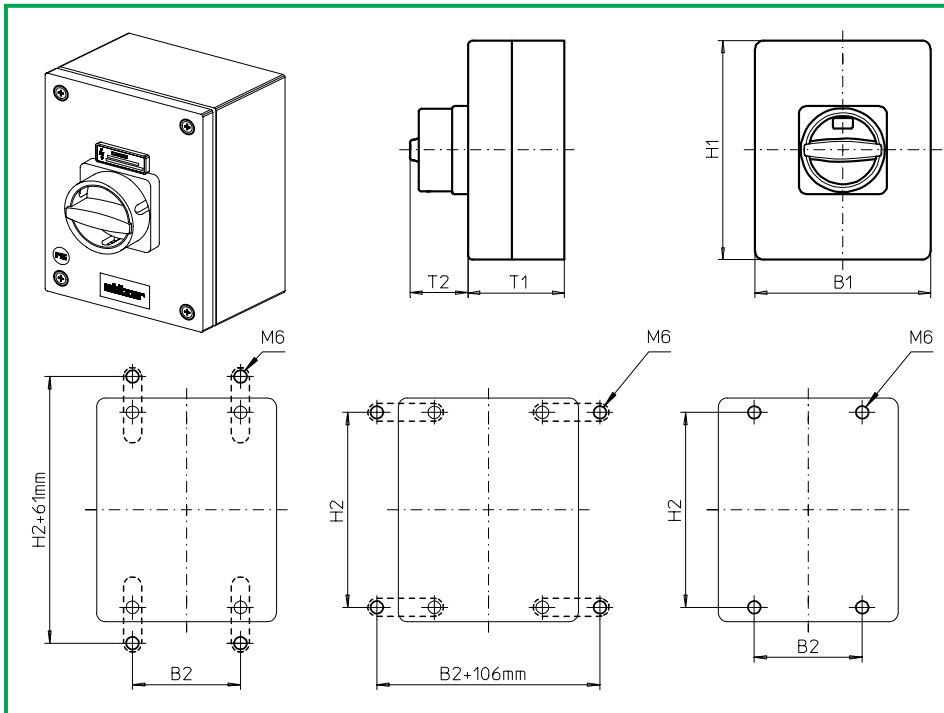
SAX1

Dimensions (mm)

Product lines	H1	B1	T1	T2	H2	B2
H200-A	200	150	120	38	182	85
H200-D	200	150	120	38	182	85

Enclosed Switches

sälzer



Product lines
H200-A/ -D

Enclosed switch

Mild steel enclosure
200 x 150 x 120 mm

187N1 (IP66)
187N4 (IP66)

Complete switch	Poles	Product line	Rated data (IEC 60947)			Order code number
			Operational current I _e	Operational power at 380–440 V		
			AC-21A A	AC-23A kW	AC-3 kW	
Main Switches OFF position padlockable 09h	3 ... 8	H200-A/ -D	20	5,5	3,7	H216 - 41 ... - 187N1
			25	7,5	5,5	H220 - 41 ... - 187N1
			32	11	7,5	H226 - 41 ... - 187N1
			40	15	11	H233 - 41 ... - 187N1
Main/Emergency-Off Switches OFF position padlockable 09h	3 ... 8	H200-A/ -D	20	5,5	3,7	H216 - 41 ... - 187N4
			25	7,5	5,5	H220 - 41 ... - 187N4
			32	11	7,5	H226 - 41 ... - 187N4
			40	15	11	H233 - 41 ... - 187N4

SMD modules for basic switch A02

Mounting form module (switch module ED)
Mounting form module (switch module ED)

H200-A
H200-D

BFA2 - ED
BFC2 - ED

Enclosure module, mounting form 187N1
Enclosure module, mounting form 187N4

H200-A/ -D
H200-A/ -D

SAH2 - 187N1
SAH2 - 187N4

Accessories

Mounting brackets for enclosure modules SA (1 set of 4 brackets)

SAX1

Dimensions (mm)

Product lines	H1	B1	T1	T2	H2	B2
H200-A	200	150	120	33	182	85
H200-D	200	150	120	33	182	85

Enclosed Switches

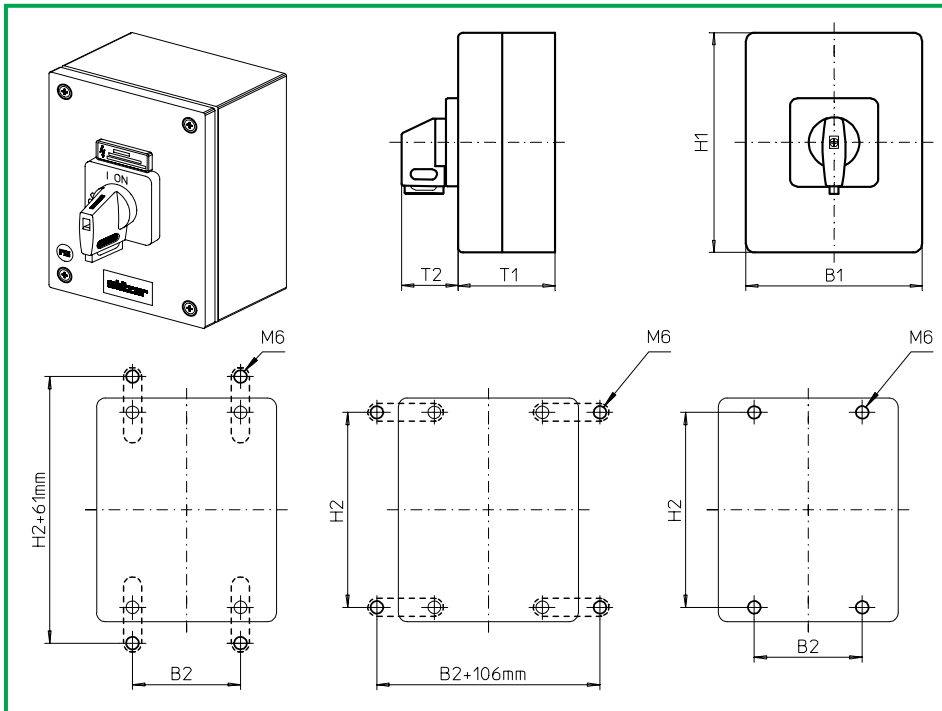
sälzer

Product lines
H200-A/ -D

Enclosed switch

Mild steel enclosure
200 x 150 x 120 mm

187V1 (IP66)
187V4 (IP66)



Complete switch	Poles	Product line	Rated data (IEC 60947)			Order code number
			Operational current I _e	Operational power at 380–440 V		
			AC-21A A	AC-23A kW	AC-3 kW	
Main Switches OFF position padlockable 09h	3 ... 8	H200-A/ -D	20	5,5	3,7	H216 - 41 ... - 187V1
			25	7,5	5,5	H220 - 41 ... - 187V1
			32	11	7,5	H226 - 41 ... - 187V1
			40	15	11	H233 - 41 ... - 187V1
Main/Emergency-Off Switches OFF position padlockable 09h	3 ... 8	H200-A/ -D	20	5,5	3,7	H216 - 41 ... - 187V4
			25	7,5	5,5	H220 - 41 ... - 187V4
			32	11	7,5	H226 - 41 ... - 187V4
			40	15	11	H233 - 41 ... - 187V4

SMD modules for basic switch A02

Mounting form module (switch module ED)
Mounting form module (switch module ED)

H200-A
H200-D

BFA2 - ED
BFC2 - ED

Enclosure module, mounting form 187V1
Enclosure module, mounting form 187V4

H200-A/ -D
H200-A/ -D

SAH2 - 187V1
SAH2 - 187V4

Legend plate silver, enclosure module 187V1
Legend plate yellow, enclosure module 187V4

H200-A/ -D
H200-A/ -D

FAS4 - 9... (FA number)
FBS4 - 9... (FA number)

Accessories

Mounting brackets for enclosure modules SA (1 set of 4 brackets)

SAX1

Dimensions (mm)

Product lines	H1	B1	T1	T2	H2	B2
H200-A	200	150	120	39	182	85
H200-D	200	150	120	39	182	85

Enclosed Switches

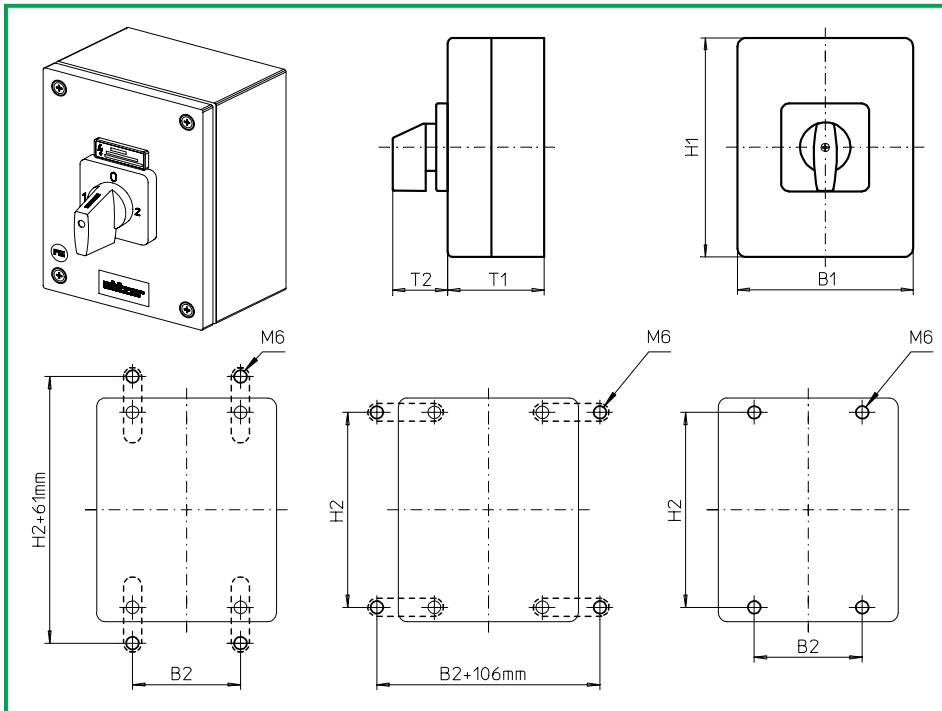
sälzer

**Product line
H200-E**

Enclosed switch

Mild steel enclosure
200 x 150 x 120 mm

188M1 (IP66)



Complete switch	Poles	Product line	Rated data (IEC 60947)			Order code number
			Operational current I_e	Operational power at 380–440 V		
			AC-21A A	AC-23A kW	AC-3 kW	
Changeover with OFF Switching angle 90°	3 ... 4	H200-E	20	5,5	3,7	H216 - 71 ... - 188M1
			25	7,5	5,5	H220 - 71 ... - 188M1
			32	11	7,5	H226 - 71 ... - 188M1
			40	15	11	H233 - 71 ... - 188M1
SMD modules for basic switch A02						
Mounting form module (switch module ED)			H200-E			BFB2 - ED
Enclosure module, mounting form 188M1			H200-E			SAH2 - 188M1
Legend plate silver, enclosure module 188M1			H200-E			FAS4 - 9... (FA number)
Accessories						
Mounting brackets for enclosure modules SA (1 set of 4 brackets)						SAX1
Dimensions (mm)						
Product line	H1	B1	T1	T2	H2	B2
H200-E	200	150	120	39	182	85

Enclosed Switches

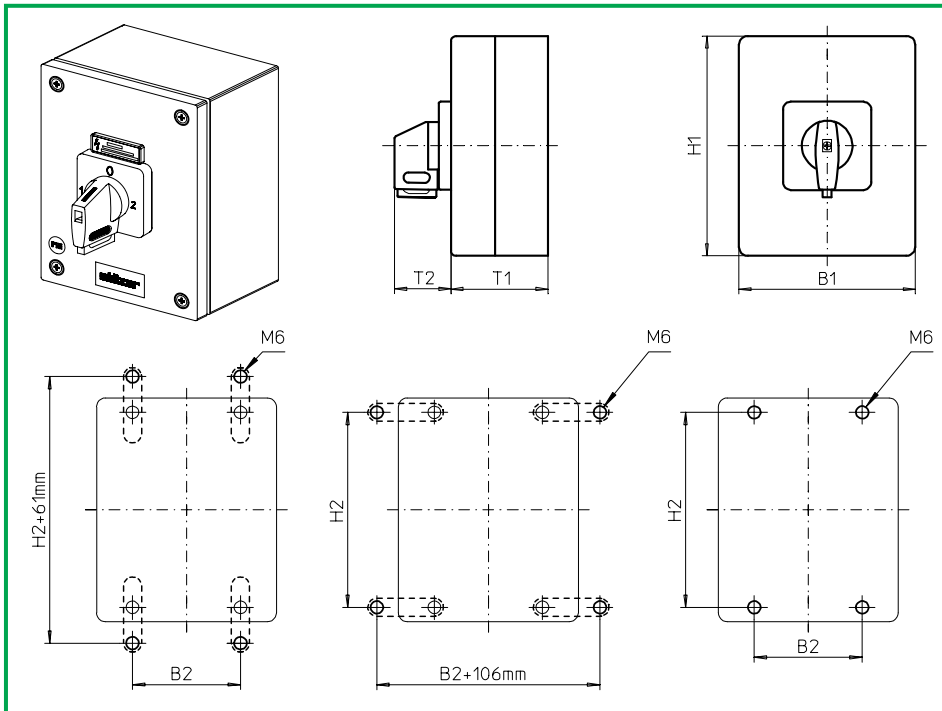
sälzer

**Product line
H200-E**

Enclosed switch

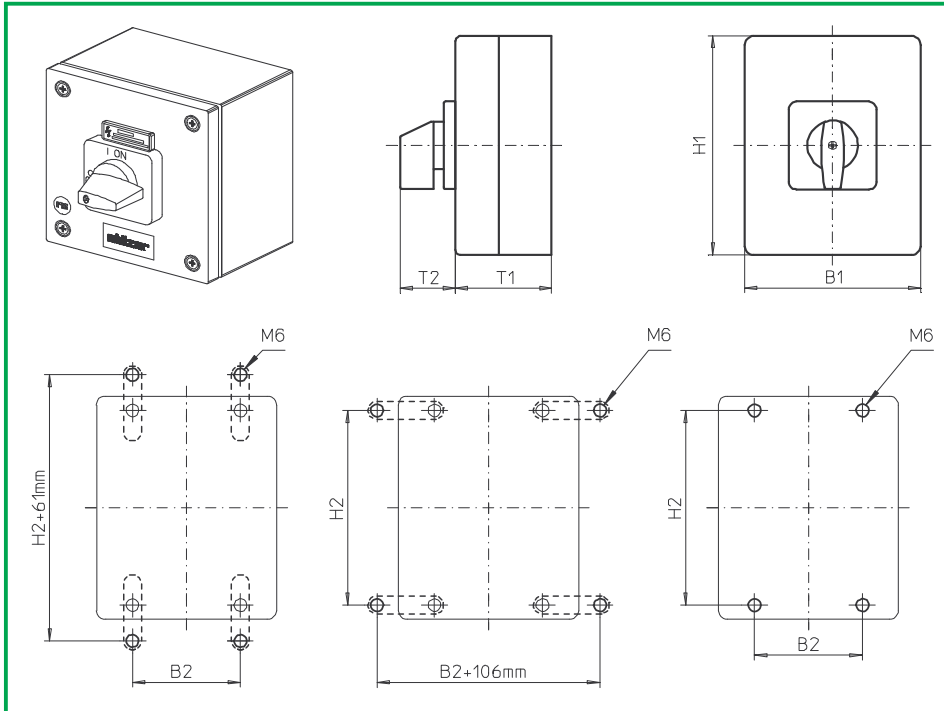
Mild steel enclosure
200 x 150 x 120 mm

186V1 (IP66)
188V1 (IP66)



Complete switch	Poles	Product line	Rated data (IEC 60947)			Order code number
			Operational current I _e	Operational power at 380–440 V		
			AC-21A A	AC-23A kW	AC-3 kW	
Changeover with OFF Switching angle 90° OFF position padlockable 12h	3 ... 4	H200-E	20	5,5	3,7	H216 - 71 ... - 186V1
			25	7,5	5,5	H220 - 71 ... - 186V1
			32	11	7,5	H226 - 71 ... - 186V1
			40	15	11	H233 - 71 ... - 186V1
Changeover with OFF Switching angle 90° 3 positions padlockable (09h/12h/03h)	3 ... 4	H200-E	20	5,5	3,7	H216 - 71 ... - 188V1
			25	7,5	5,5	H220 - 71 ... - 188V1
			32	11	7,5	H226 - 71 ... - 188V1
			40	15	11	H233 - 71 ... - 188V1
SMD modules for basic switch A02						
Mounting form module (switch module ED)			H200-E			BFB2 - ED
Enclosure module, mounting form 186V1			H200-E			SAH2 - 186V1
Enclosure module, mounting form 188V1			H200-E			SAH2 - 188V1
Legend plate silver, enclosure module 186V1/ 188V1			H200-E			FAS4 - 9... (FA number)
Accessories						
Mounting brackets for enclosure modules SA (1 set of 4 brackets)						SAX1
Dimensions (mm)						
Product line	H1	B1	T1	T2	H2	B2
H200-E	200	150	120	39	182	85

Enclosed Switches



**Product line
H200-A**

Enclosed switch

**Mild steel enclosure
powder coated**

150 x 150 x 120 mm

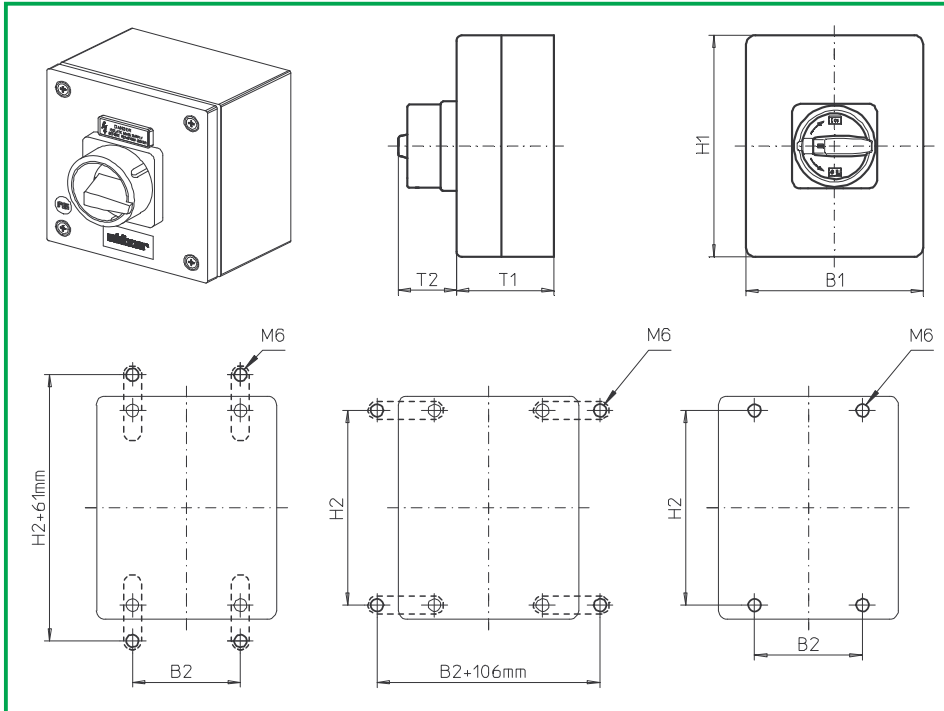
With cover interlock
in ON position

without N module(s)
in the enclosure

586M1 (IP66)

Complete switch	Poles	Product lines	Rated data (IEC 60947)			Order code number
			Operational current I _e	Operational power at 380–440 V		
			AC-21A A	AC-23A kW	AC-3 kW	
ON-OFF Switches Switching angle 90°	2 or 4	H200-A	20 25 32	5,5 7,5 11	3,7 5,5 7,5	H216 - 41 ... - 586M1 H220 - 41 ... - 586M1 H226 - 41 ... - 586M1
SMD modules for basic switch A02						
Mounting form module (switch module ED)			H200-A			BFA2 - ED
Enclosure module, mounting form 586M1						SAH2 - 586M1
Legend plate silver, enclosure module 586M1						FAS4 - 9... (FA number)
Mounting brackets for enclosure modules SA (1 set) (Please order separately – see page D5-1)						SAX1
Dimensions (mm)						
Product line	H1	B1	T1	T2	H2	B2
H200-A	150	150	120	39	132	85

Enclosed Switches



**Product line
H200-A**

Enclosed switch

**Mild steel enclosure
powder coated**

150 x 150 x 120 mm

With cover interlock
in ON position

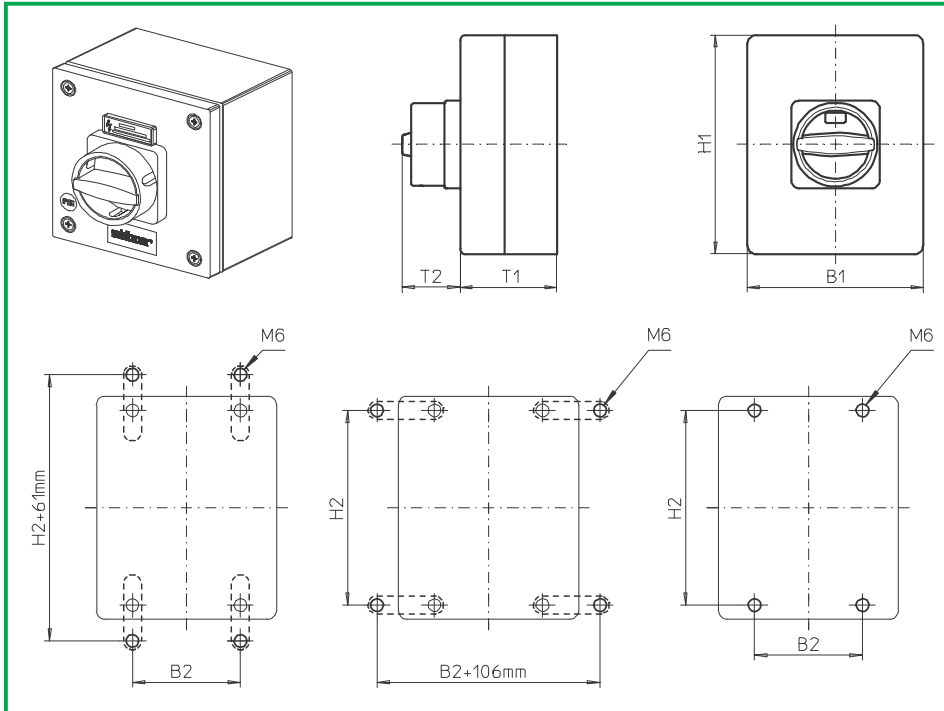
without N module(s)
in the enclosure

587M1 (IP66)

587M4 (IP66)

Complete switch	Poles	Product lines	Rated data (IEC 60947)			Order code number
			Operational current I _e	Operational power at 380–440 V		
			AC-21A A	AC-23A kW	AC-3 kW	
Main Switches OFF position padlockable 09h	2 oder 4	H200-A	20	5,5	3,7	H216 - 41 ... - 587M1
			25	7,5	5,5	H220 - 41 ... - 587M1
			32	11	7,5	H226 - 41 ... - 587M1
Main/Emergency-Off Switches OFF position padlockable 09h	2 oder 4	H200-A	20	5,5	3,7	H216 - 41 ... - 587M4
			25	7,5	5,5	H220 - 41 ... - 587M4
			32	11	7,5	H226 - 41 ... - 587M4
Realisable switching programmes: 2-polig 41200 , 41211, 41220 4-polig 41400 , 41411, 41420						
SMD modules for basic switch A02						
Mounting form module (switch module ED)			H200-A		BFA2 - ED	
Enclosure module, mounting form 587M1					SAH2 - 587M1	
Enclosure module, mounting form 587M4					SAH2 - 587M4	
Mounting brackets for enclosure modules SA (1 set) (Please order separately – see page D5-1)					SAX1	
Dimensions (mm)						
Product line	H1	B1	T1	T2	H2	B2
H200-A	150	150	120	38	132	85

Enclosed Switches



**Product line
H200-A**

Enclosed switch

**Mild steel enclosure
powder coated**

150 x 150 x 120 mm

With cover interlock
in ON position

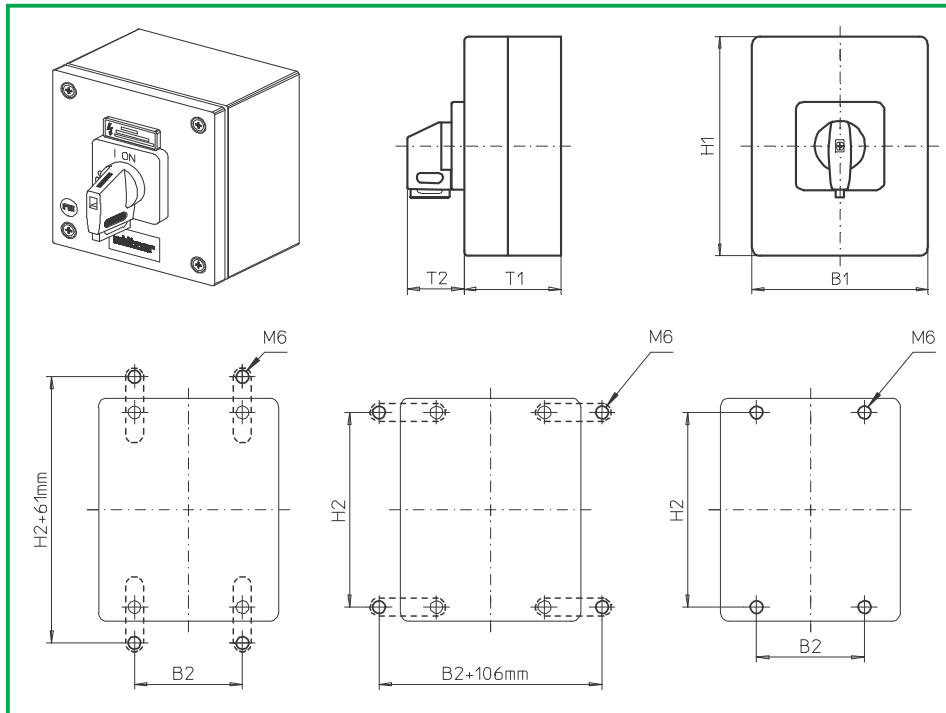
without N module(s)
in the enclosure

587N1 (IP66)

587N4 (IP66)

Complete switch	Poles	Product lines	Rated data (IEC 60947)			Order code number
			Operational current I _e	Operational power at 380–440 V		
			AC-21A A	AC-23A kW	AC-3 kW	
Main Switches OFF position padlockable 09h	2 or 4	H200-A	20	5,5	3,7	H216 - 41 ... - 587N1
			25	7,5	5,5	H220 - 41 ... - 587N1
			32	11	7,5	H226 - 41 ... - 587N1
Main/Emergency-Off Switches OFF position padlockable 09h	2 or 4	H200-A	20	5,5	3,7	H216 - 41 ... - 587N4
			25	7,5	5,5	H220 - 41 ... - 587N4
			32	11	7,5	H226 - 41 ... - 587N4
Realisable switching programmes:						
2-polig 41200 , 41211, 41220						
4-polig 41400 , 41411, 41420						
SMD modules for basic switch A02						
Mounting form module (switch module ED)			H200-A		BFA2 - ED	
Enclosure module, mounting forms 587N1					SAH2 - 587N1	
Enclosure module, mounting forms 587N4					SAH2 - 587N4	
Mounting brackets for enclosure modules SA (1 set) (Please order separately – see page D5-1)					SAX1	
Dimensions (mm)						
Product line	H1	B1	T1	T2	H2	B2
H200-A	150	150	120	33	132	85

Enclosed Switches



**Product line
H200-A**

Enclosed switch

**Mild steel enclosure
powder coated**

150 x 150 x 120 mm

With cover interlock
in ON position

without N module(s)
in the enclosure

587V1 (IP66)

587V4 (IP66)

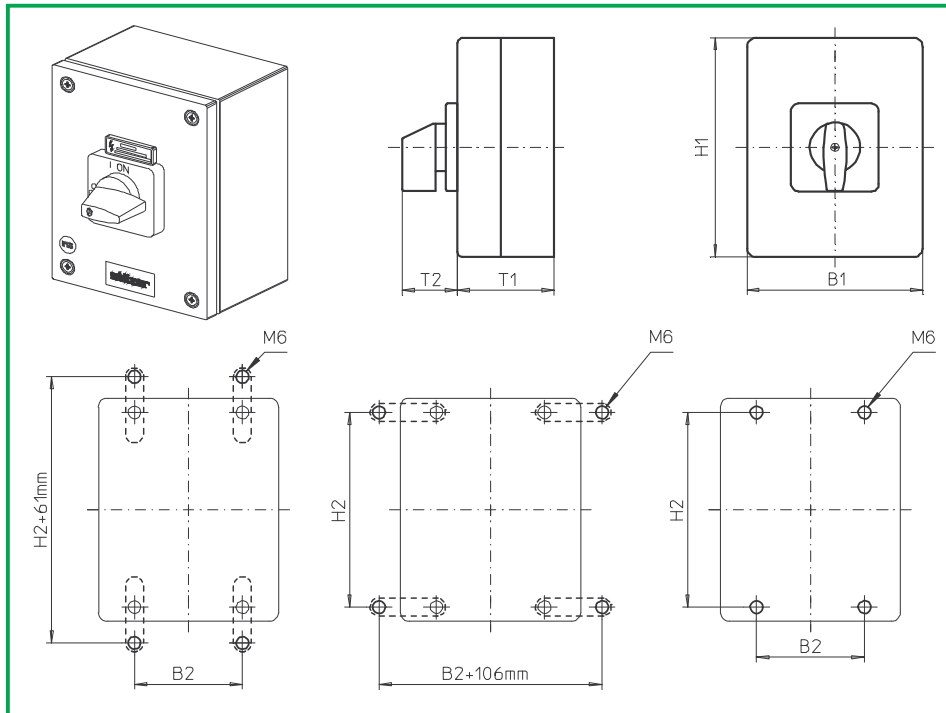
Complete switch	Poles	Product lines	Rated data (IEC 60947)			Order code number
			Operational current I _e	Operational power at 380–440 V		
			AC-21A A	AC-23A kW	AC-3 kW	
Main Switches OFF position padlockable 09h	2 oder 4	H200-A	20	5,5	3,7	H216 - 41 ... - 587V1
			25	7,5	5,5	H220 - 41 ... - 587V1
			32	11	7,5	H226 - 41 ... - 587V1
Main/Emergency-Off Switches OFF position padlockable 09h	2 oder 4	H200-A	20	5,5	3,7	H216 - 41 ... - 587V4
			25	7,5	5,5	H220 - 41 ... - 587V4
			32	11	7,5	H226 - 41 ... - 587V4

Realisable switching programmes:
 2-polig **41200**, 41211, 41220
 4-polig **41400**, 41411, 41420

SMD modules for basic switch A02			
Mounting form module (switch module ED)		H200-A	BFA2 - ED
Enclosure module, mounting form 587V1			SAH2 - 587V1
Enclosure module, mounting form 587V4			SAH2 - 587V4
Legend plate silver, enclosure module 587V1			FAS4 - 9... (FA number)
Legend plate yellow, enclosure module 587V4			FBS4 - 9... (FA number)
Mounting brackets for enclosure modules SA (1 set) (Please order separately – see page D5-1)			SAX1

Dimensions (mm)							
Product line	H1	B1	T1	T2	H2	B2	
H200-A	150	150	120	39	132	85	

Enclosed Switches



**Product lines
H200-A/ -D**

Enclosed switch

**Mild steel enclosure
powder coated**

200 x 150 x 120 mm

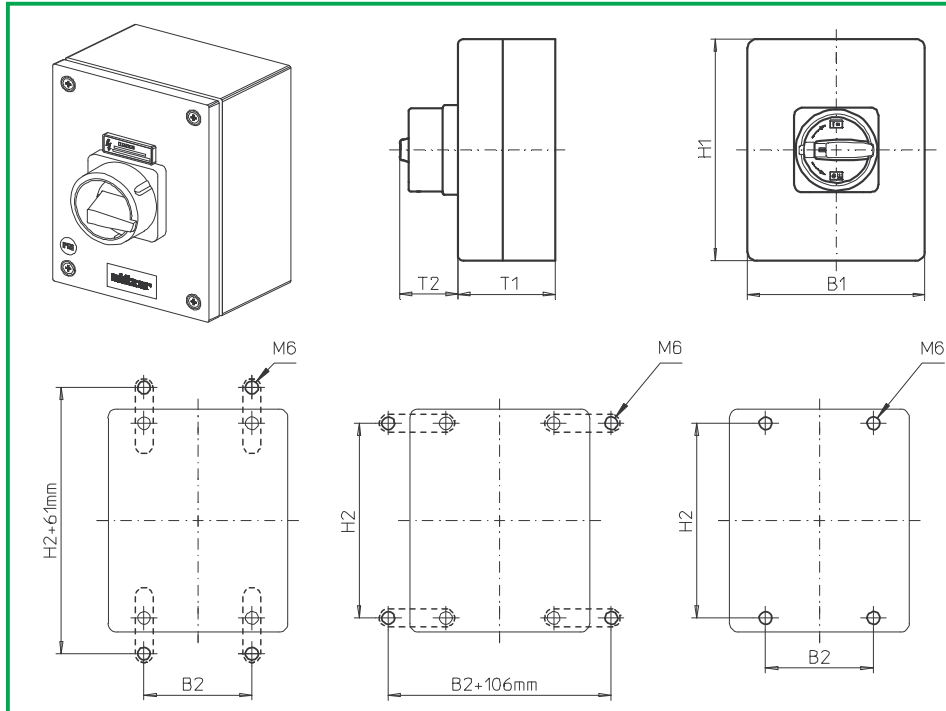
With cover interlock
in ON position

without N module(s)
in the enclosure

686M1 (IP66)

Complete switch	Poles	Product lines	Rated data (IEC 60947)			Order code number
			Operational current I _e	Operational power at 380–440 V		
			AC-21A A	AC-23A kW	AC-3 kW	
ON-OFF Switches Switching angle 90°	4 or 8	H200 -A H200 -D	20 25 32 40	5,5 7,5 11 15	3,7 5,5 7,5 11	H216 - 41 ... - 686M1 H220 - 41 ... - 686M1 H226 - 41 ... - 686M1 H233 - 41 ... - 686M1
SMD modules for basic switch A02						
Mounting form module (switch module ED)			H200-A			BFA2 - ED
Mounting form module (switch module ED)			H200-D			BFC2 - ED
Enclosure module, mounting form 686M1			H200-A/ -D			SAH2 - 686M1
Legend plate silver, enclosure module 686M1			H200-A/ -D			FAS4 - 9... (FA number)
Mounting brackets for enclosure modules SA (1 set) (Please order separately – see page D5-1)						SAX1
Dimensions (mm)						
Product lines	H1	B1	T1	T2	H2	B2
H200-A	200	150	120	39	182	85
H200-D	200	150	120	39	182	85

Enclosed Switches



Product lines
H200-A/ -D

Enclosed switch

Mild steel enclosure
powder coated

200 x 150 x 120 mm

With cover interlock
in ON position

without N module(s)
in the enclosure

687M1 (IP66)

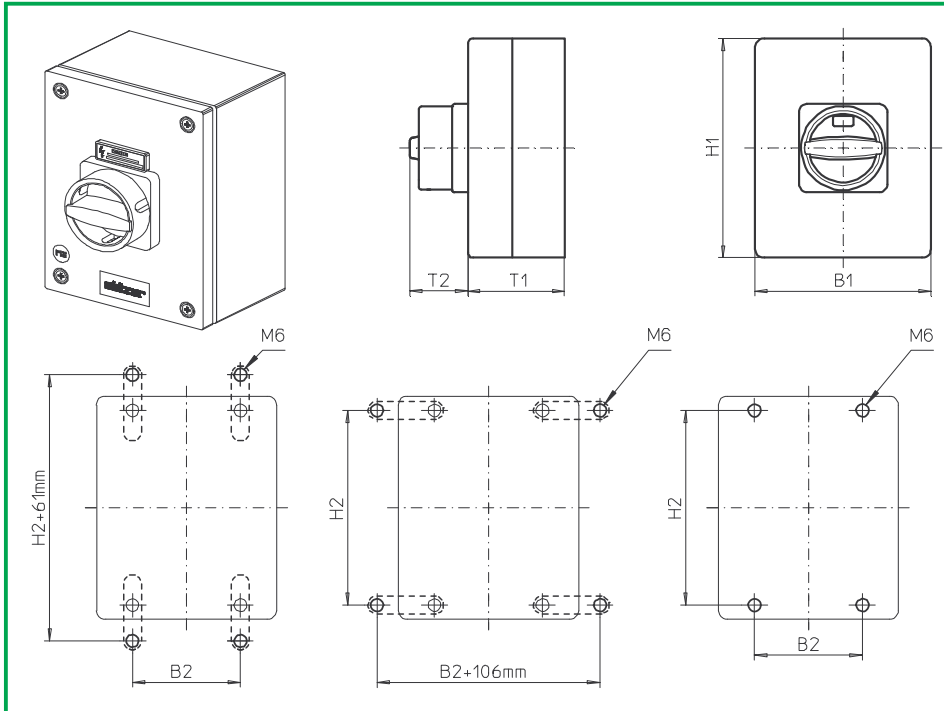
687M4 (IP66)

Complete switch	Poles	Product lines	Rated data (IEC 60947)			Order code number
			Operational current I _e	Operational power at 380–440 V		
			AC-21A A	AC-23A kW	AC-3 kW	
Main Switches OFF position padlockable 09h	4 or 8	H200 -A	20	5,5	3,7	H216 - 41 ... - 687M1
		H200 -D	25	7,5	5,5	H220 - 41 ... - 687M1
			32	11	7,5	H226 - 41 ... - 687M1
			40	15	11	H233 - 41 ... - 687M1
Main/Emergency-Off Switches OFF position padlockable 09h	4 or 8	H200 -A	20	5,5	3,7	H216 - 41 ... - 687M4
		H200 -D	25	7,5	5,5	H220 - 41 ... - 687M4
			32	11	7,5	H226 - 41 ... - 687M4
			40	15	11	H233 - 41 ... - 687M4

SMD modules for basic switch A02		
Mounting form module (switch module ED)	H200-A	BFA2 - ED
Mounting form module (switch module ED)	H200-D	BFC2 - ED
Enclosure module, mounting forms 687M1	H200-A/ -D	SAH2 - 687M1
Enclosure module, mounting forms 687M4	H200-A/ -D	SAH2 - 687M4
Mounting brackets for enclosure modules SA (1 set) (Please order separately – see page D5-1)		SAX1

Dimensions (mm)						
Product lines	H1	B1	T1	T2	H2	B2
H200-A	200	150	120	38	182	85
H200-D	200	150	120	38	182	85

Enclosed Switches



Product lines
H200-A/ -D

Enclosed switch

Mild steel enclosure
powder coated

200 x 150 x 120 mm

With cover interlock
in ON position

without N module(s)
in the enclosure

687N1 (IP66)

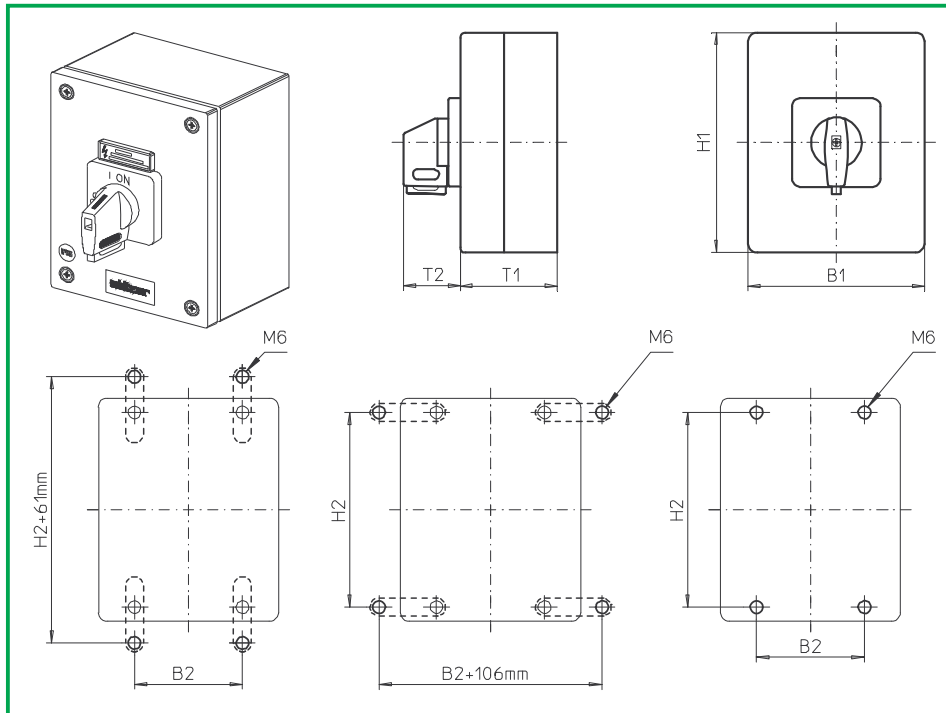
687N4 (IP66)

Complete switch	Poles	Product lines	Rated data (IEC 60947)			Order code number
			Operational current I _e	Operational power at 380–440 V		
			AC-21A A	AC-23A kW	AC-3 kW	
Main Switches OFF position padlockable 09h	4 or 8	H200 -A	20	5,5	3,7	H216 - 41 ... - 687N1
		H200 -D	25	7,5	5,5	H220 - 41 ... - 687N1
			32	11	7,5	H226 - 41 ... - 687N1
			40	15	11	H233 - 41 ... - 687N1
Main/Emergency-Off Switches OFF position padlockable 09h	4 or 8	H200 -A	20	5,5	3,7	H216 - 41 ... - 687N4
		H200 -D	25	7,5	5,5	H220 - 41 ... - 687N4
			32	11	7,5	H226 - 41 ... - 687N4
			40	15	11	H233 - 41 ... - 687N4

SMD modules for basic switch A02		
Mounting form module (switch module ED)	H200-A	BFA2 - ED
Mounting form module (switch module ED)	H200-D	BFC2 - ED
Enclosure module, mounting forms 687N1	H200-A/ -D	SAH2 - 687N1
Enclosure module, mounting forms 687N4	H200-A/ -D	SAH2 - 687N4
Mounting brackets for enclosure modules SA (1 set) (Please order separately – see page D5-1)		SAX1

Dimensions (mm)						
Product lines	H1	B1	T1	T2	H2	B2
H200-A	200	150	120	33	182	85
H200-D	200	150	120	33	182	85

Enclosed Switches



Product lines
H200-A/ -D

Enclosed switch

Mild steel enclosure
powder coated

200 x 150 x 120 mm

With cover interlock
in ON position

without N module(s)
in the enclosure

687V1 (IP66)

687V4 (IP66)

Complete switch	Poles	Product lines	Rated data (IEC 60947)			Order code number
			Operational current I _e	Operational power at 380–440 V		
			AC-21A A	AC-23A kW	AC-3 kW	
Main Switches OFF position padlockable 09h	4 or 8	H200 -A	20	5,5	3,7	H216 - 41 ... - 687V1
		H200 -D	25	7,5	5,5	H220 - 41 ... - 687V1
			32	11	7,5	H226 - 41 ... - 687V1
			40	15	11	H233 - 41 ... - 687V1
Main/Emergency-Off Switches OFF position padlockable 09h	4 or 8	H200 -A	20	5,5	3,7	H216 - 41 ... - 687V4
		H200 -D	25	7,5	5,5	H220 - 41 ... - 687V4
			32	11	7,5	H226 - 41 ... - 687V4
			40	15	11	H233 - 41 ... - 687V4

SMD modules for basic switch A02

Mounting form module (switch module ED)
Mounting form module (switch module ED)

H200-A
H200-D

BFA2 - ED
BFC2 - ED

Enclosure module, mounting forms 687V1
Enclosure module, mounting forms 687V4

H200-A/ -D
H200-A/ -D

SAH2 - 687V1
SAH2 - 687V4

Legend plate silver, enclosure module 687V1
Legend plate yellow, enclosure module 687V4

H200-A/ -D
H200-A/ -D

FAS4 - 9... (FA number)
FBS4 - 9... (FA number)

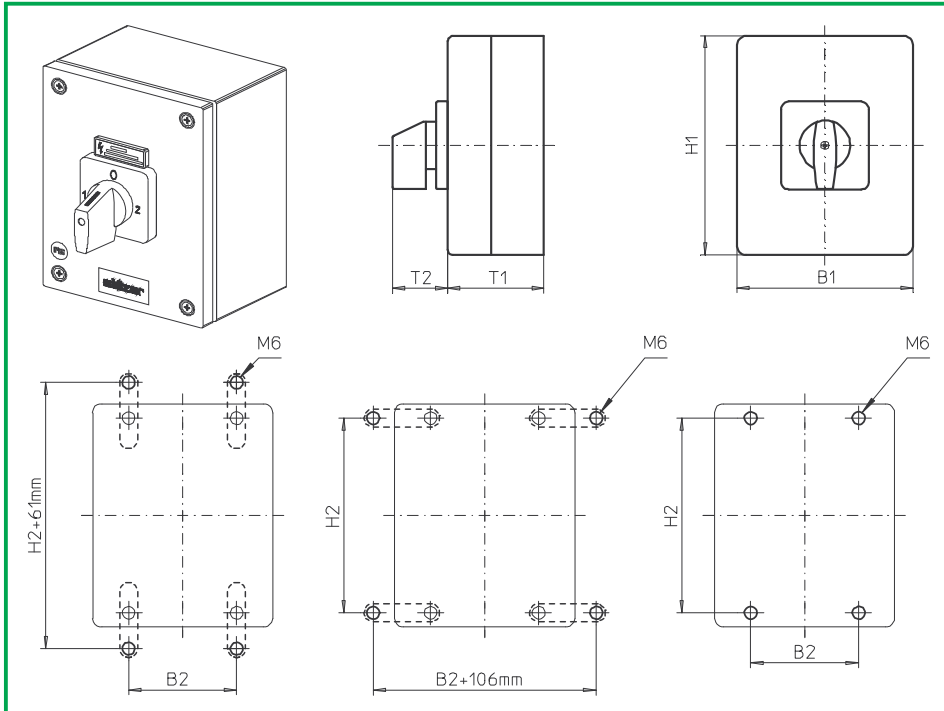
Mounting brackets for enclosure modules SA (1 set)
(Please order separately – see page D5-1)

SAX1

Dimensions (mm)

Product lines	H1	B1	T1	T2	H2	B2
H200-A	200	150	120	39	182	85
H200-D	200	150	120	39	182	85

Enclosed Switches



**Product line
H200-E**

Enclosed switch

**Mild steel enclosure
powder coated**

200 x 150 x 120 mm

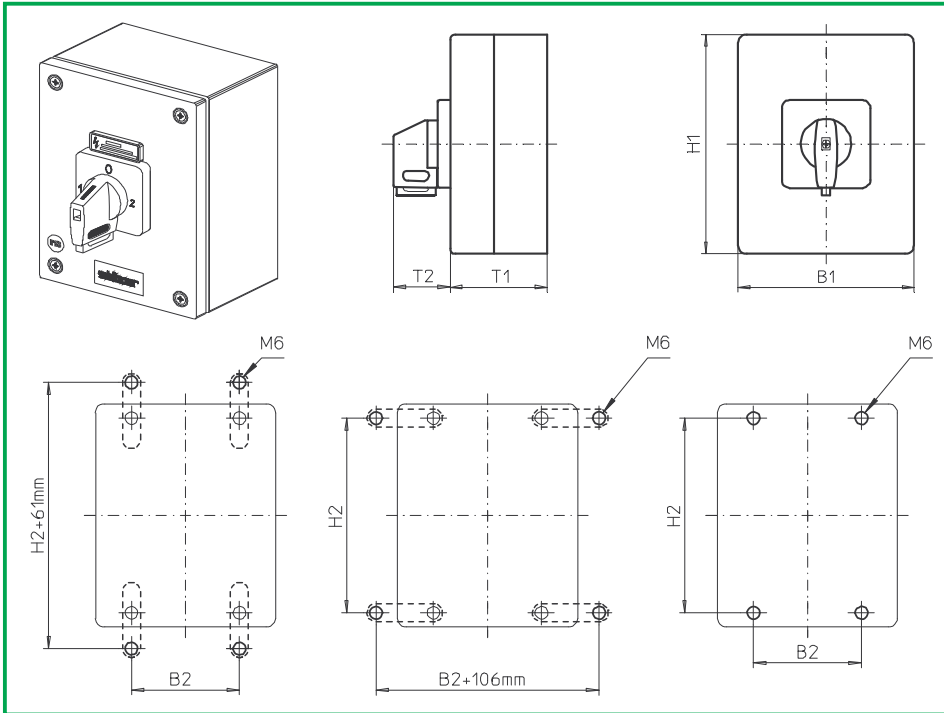
With cover interlock
in ON position

without N module(s)
in the enclosure

688M1 (IP66)

Complete switch	Poles	Product lines	Rated data (IEC 60947)			Order code number
			Operational current I _e	Operational power at 380–440 V		
			AC-21A A	AC-23A kW	AC-3 kW	
Changeover with OFF Switching angle 90°	2 or 4	H200-E	20	5,5	3,7	H216 - 71 ... - 688M1
			25	7,5	5,5	H220 - 71 ... - 688M1
			32	11	7,5	H226 - 71 ... - 688M1
			40	15	11	H233 - 71 ... - 688M1
SMD modules for basic switch A02						
Mounting form module (switch module ED)			H200-E			BFB2 - ED
Enclosure module, mounting form 688M1			H200-E			SAH2 - 688M1
Legend plate silver, enclosure module 688M1			H200-E			FAS4 - 9... (FA number)
Mounting brackets for enclosure modules SA (1 set) (Please order separately – see page D5-1)						SAX1
Dimensions (mm)						
Product line	H1	B1	T1	T2	H2	B2
H200-E	200	150	120	39	182	85

Enclosed Switches



**Product line
H200-E**

Enclosed switch

**Mild steel enclosure
powder coated**

200 x 150 x 120 mm

With cover interlock
in ON position

without N module(s)
in the enclosure

686V1 (IP66)

688V1 (IP66)

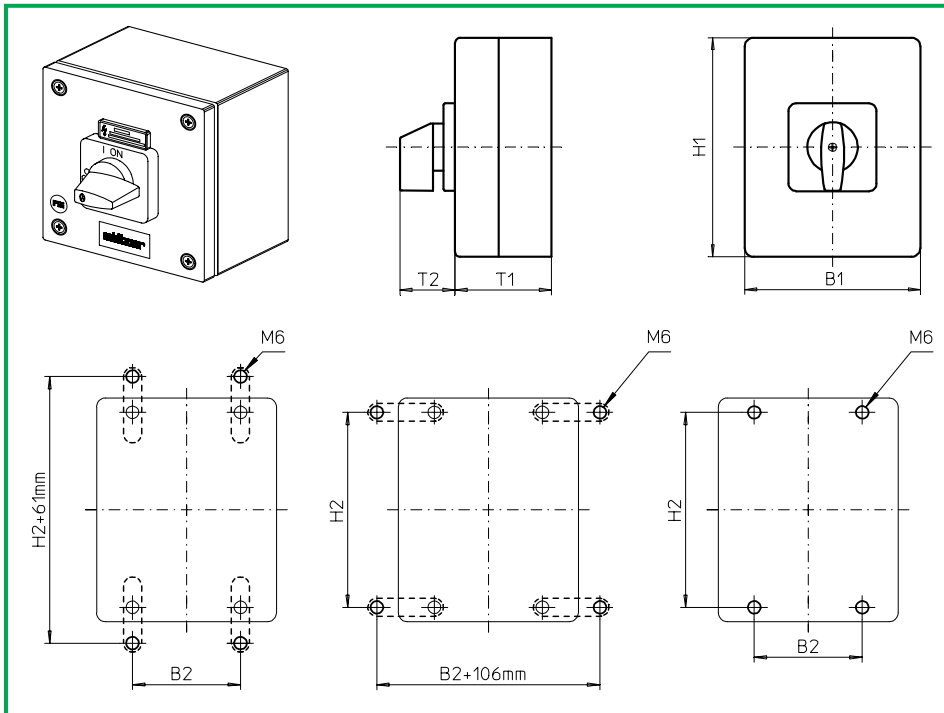
Complete switch	Poles	Product lines	Rated data (IEC 60947)			Order code number
			Operational current I _e	Operational power at 380–440 V		
			AC-21A A	AC-23A kW	AC-3 kW	
Changeover with OFF Switching angle 90° OFF position padlockable 12h	2 or 4	H200-E	20	5,5	3,7	H216 - 71 ... - 686V1
			25	7,5	5,5	H220 - 71 ... - 686V1
			32	11	7,5	H226 - 71 ... - 686V1
			40	15	11	H233 - 71 ... - 686V1
Changeover with OFF Switching angle 90° 3 positions padlockable (09h/12h/03h)	2 or 4	H200-E	20	5,5	3,7	H216 - 71 ... - 688V1
			25	7,5	5,5	H220 - 71 ... - 688V1
			32	11	7,5	H226 - 71 ... - 688V1
			40	15	11	H233 - 71 ... - 688V1

SMD modules for basic switch A02		
Mounting form module (switch module ED)	H200-E	BFB2 - ED
Enclosure module, mounting form 686V1	H200-E	SAH2 - 686V1
Enclosure module, mounting form 688V1	H200-E	SAH2 - 688V1
Legend plate silver, enclosure modules 686V1/ 688V1	H200-E	FAS4 - 9... (FA number)
Mounting brackets for enclosure modules SA (1 set) (Please order separately – see page D5-1)		SAX1

Dimensions (mm)						
Product line	H1	B1	T1	T2	H2	B2
H200-E	200	150	120	39	182	85

Enclosed Switches

sälzer



**Product line
H200-A**

Enclosed switch

**Stainless steel
enclosure**

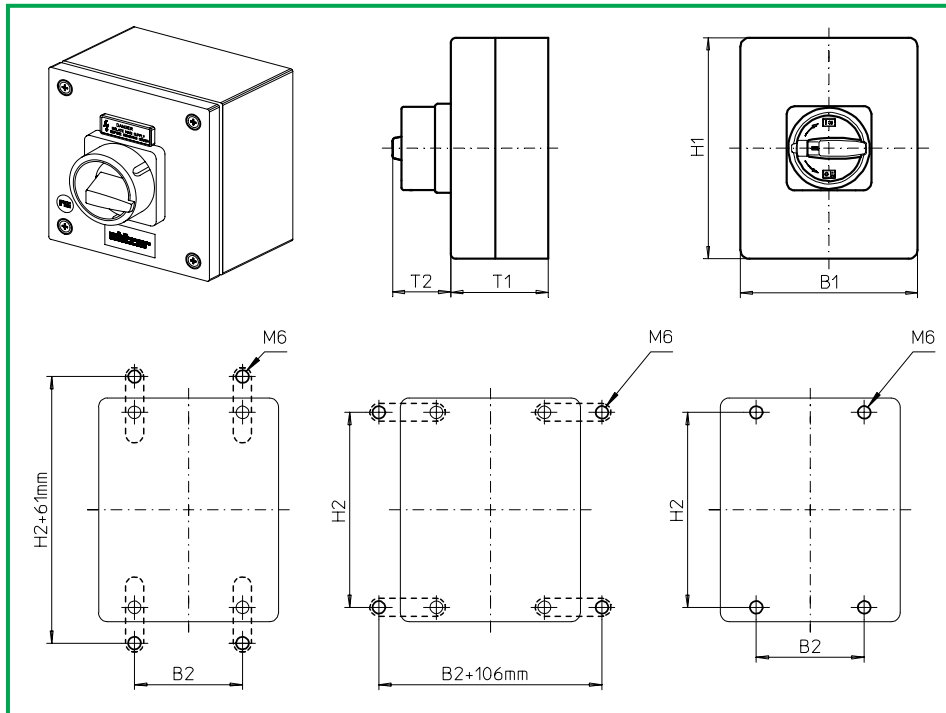
150 x 150 x 120 mm

096M1 (IP66)

Complete switch	Poles	Product line	Rated data (IEC 60947)			Order code number
			Operational current I _e	Operational power at 380–440 V		
			AC-21A A	AC-23A kW	AC-3 kW	
ON-OFF Switches Switching angle 90°	3 ... 4	H200-A	20	5,5	3,7	H216 - 41 ... - 096M1
			25	7,5	5,5	H220 - 41 ... - 096M1
			32	11	7,5	H226 - 41 ... - 096M1
SMD modules for basic switch A02						
Mounting form module (switch module ED)			H200-A			BFA2 - ED
Enclosure module, mounting form 096M1			H200-A			SBH2 - 096M1
Legend plate silver, enclosure module 096M1			H200-A			FAS4 - 9... (FA number)
Accessories						
Mounting brackets for enclosure modules SB (1 set of 4 brackets)						SBX1
Dimensions (mm)						
Product line	H1	B1	T1	T2	H2	B2
H200-A	150	150	120	39	132	85

Enclosed Switches

sälzer



**Product line
H200-A**

Enclosed switch

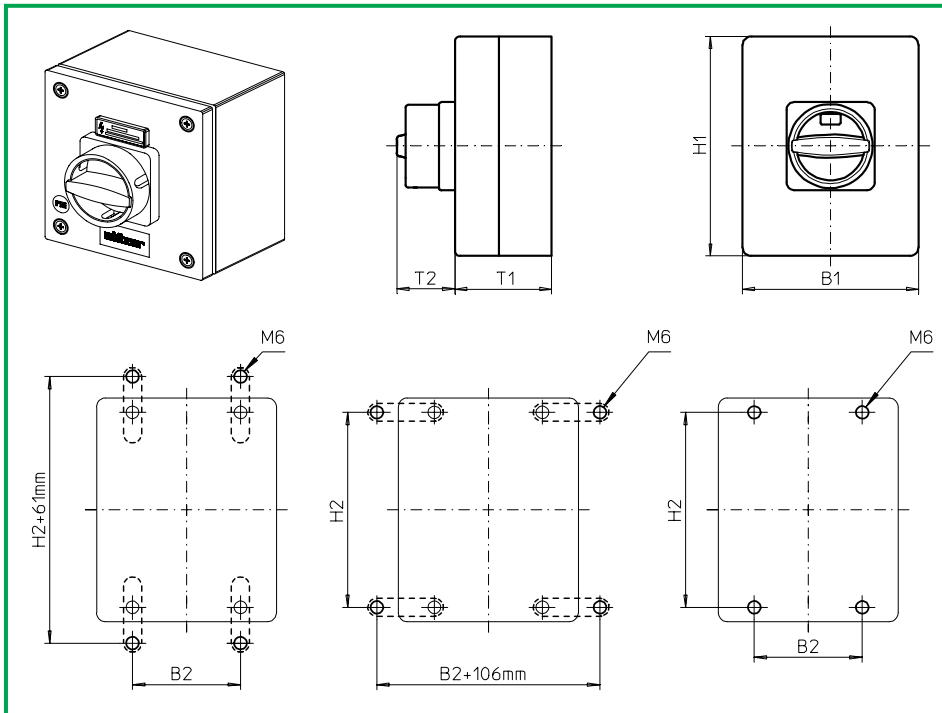
**Stainless steel
enclosure**
150 x 150 x 120 mm

097M1 (IP66)
097M4 (IP66)

Complete switch	Poles	Product line	Rated data (IEC 60947)			Order code number
			Operational current I _e	Operational power at 380–440 V		
			AC-21A A	AC-23A kW	AC-3 kW	
Main Switches OFF position padlockable 09h	3 ... 4	H200-A	20	5,5	3,7	H216 - 41 ... - 097M1
			25	7,5	5,5	H220 - 41 ... - 097M1
			32	11	7,5	H226 - 41 ... - 097M1
Main/Emergency-Off Switches OFF position padlockable 09h	3 ... 4	H200-A	20	5,5	3,7	H216 - 41 ... - 097M4
			25	7,5	5,5	H220 - 41 ... - 097M4
			32	11	7,5	H226 - 41 ... - 097M4
SMD modules for basic switch A02						
Mounting form module (switch module ED)			H200-A		BFA2 - ED	
Enclosure module, mounting form 097M1			H200-A		SBH2 - 097M1	
Enclosure module, mounting form 097M4			H200-A		SBH2 - 097M4	
Accessories						
Mounting brackets for enclosure modules SB (1 set of 4 brackets)					SBX1	
Dimensions (mm)						
Product line	H1	B1	T1	T2	H2	B2
H200-A	150	150	120	38	132	85

Enclosed Switches

sälzer



**Product line
H200-A**

Enclosed switch

**Stainless steel
enclosure**

150 x 150 x 120 mm

097N1 (IP66)

097N4 (IP66)

Complete switch	Poles	Product line	Rated data (IEC 60947)			Order code number
			Operational current I _e	Operational power at 380–440 V		
			AC-21A A	AC-23A kW	AC-3 kW	
Main Switches OFF position padlockable 09h	3 ... 4	H200-A	20	5,5	3,7	H216 - 41 ... - 097N1
			25	7,5	5,5	H220 - 41 ... - 097N1
			32	11	7,5	H226 - 41 ... - 097N1
Main/Emergency-Off Switches OFF position padlockable 09h	3 ... 4	H200-A	20	5,5	3,7	H216 - 41 ... - 097N4
			25	7,5	5,5	H220 - 41 ... - 097N4
			32	11	7,5	H226 - 41 ... - 097N4
SMD modules for basic switch A02						
Mounting form module (switch module ED)			H200-A			BFA2 - ED
Enclosure module, mounting form 097N1			H200-A			SBH2 - 097N1
Enclosure module, mounting form 097N4			H200-A			SBH2 - 097N4
Accessories						
Mounting brackets for enclosure modules SB (1 set of 4 brackets)						SBX1
Dimensions (mm)						
Product line	H1	B1	T1	T2	H2	B2
H200-A	150	150	120	33	132	85

Enclosed Switches

sälzer

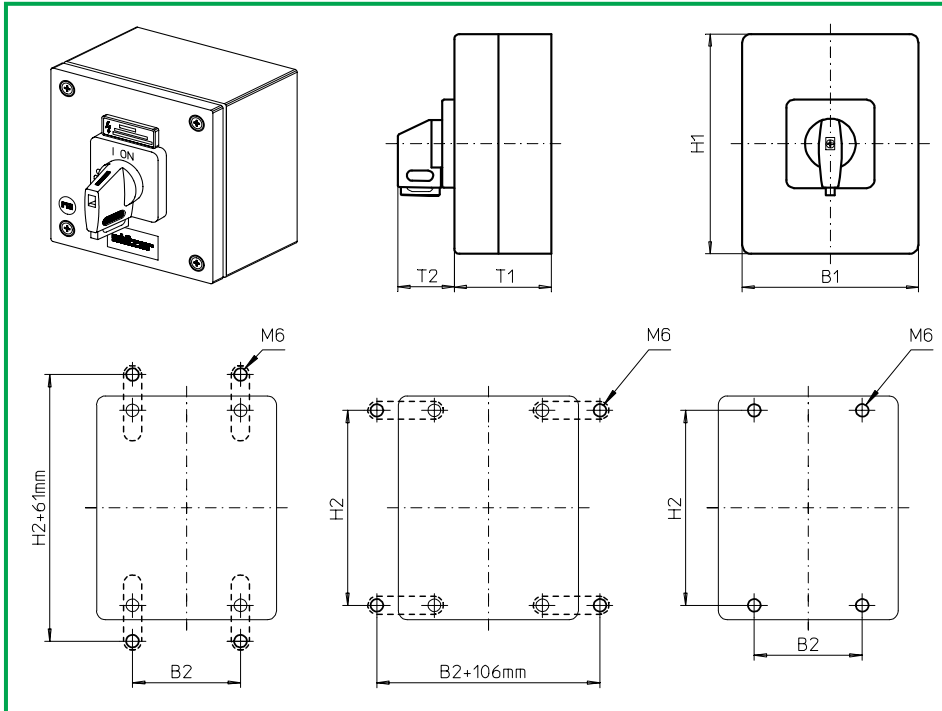
**Product line
H200-A**

Enclosed switch

**Stainless steel
enclosure**
150 x 150 x 120 mm

097V1 (IP66)

097V4 (IP66)



Complete switch	Poles	Product line	Rated data (IEC 60947)			Order code number
			Operational current I _e	Operational power at 380–440 V		
			AC-21A A	AC-23A kW	AC-3 kW	
Main Switches OFF position padlockable 09h	3 ... 4	H200-A	20	5,5	3,7	H216 - 41 ... - 097V1
			25	7,5	5,5	H220 - 41 ... - 097V1
			32	11	7,5	H226 - 41 ... - 097V1
Main/Emergency-Off Switches OFF position padlockable 09h	3 ... 4	H200-A	20	5,5	3,7	H216 - 41 ... - 097V4
			25	7,5	5,5	H220 - 41 ... - 097V4
			32	11	7,5	H226 - 41 ... - 097V4

SMD modules for basic switch A02		
Mounting form module (switch module ED)	H200-A	BFA2 - ED
Enclosure module, mounting form 097V1	H200-A	SBH2 - 097V1
Enclosure module, mounting form 097V4	H200-A	SBH2 - 097V4
Legend plate silver, enclosure module 097V1	H200-A	FAS4 - 9... (FA number)
Legend plate yellow, enclosure module 097V4	H200-A	FBS4 - 9... (FA number)
Accessories Mounting brackets for enclosure modules SB (1 set of 4 brackets)		SBX1

Dimensions (mm)						
Product line	H1	B1	T1	T2	H2	B2
H200-A	150	150	120	39	132	85

Enclosed Switches

sälzer

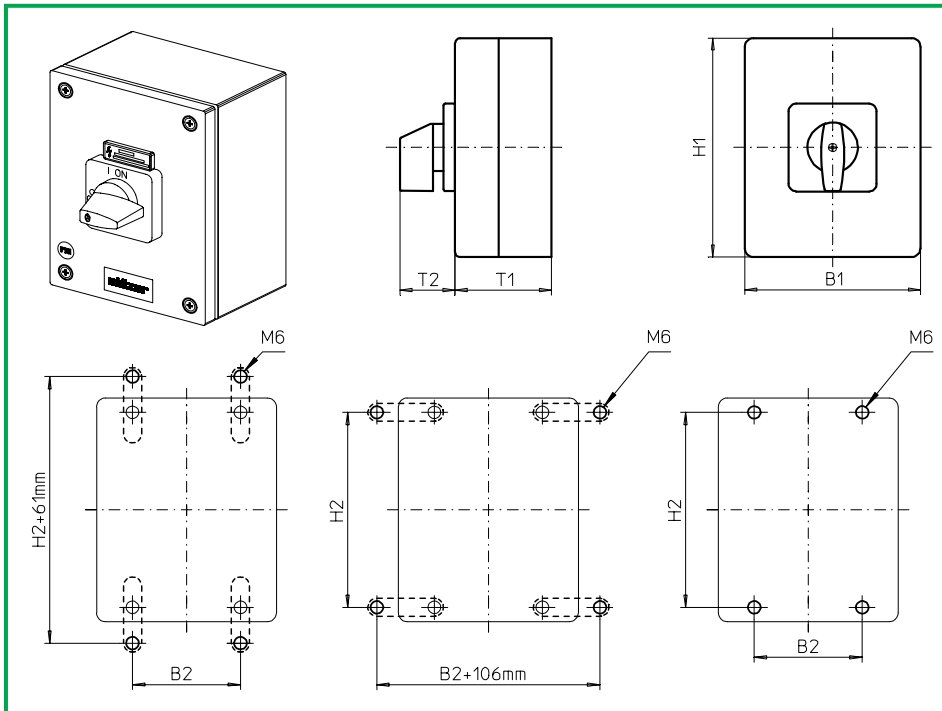
**Product lines
H200-A/ -D**

Enclosed switch

**Stainless steel
enclosure**

200 x 150 x 120 mm

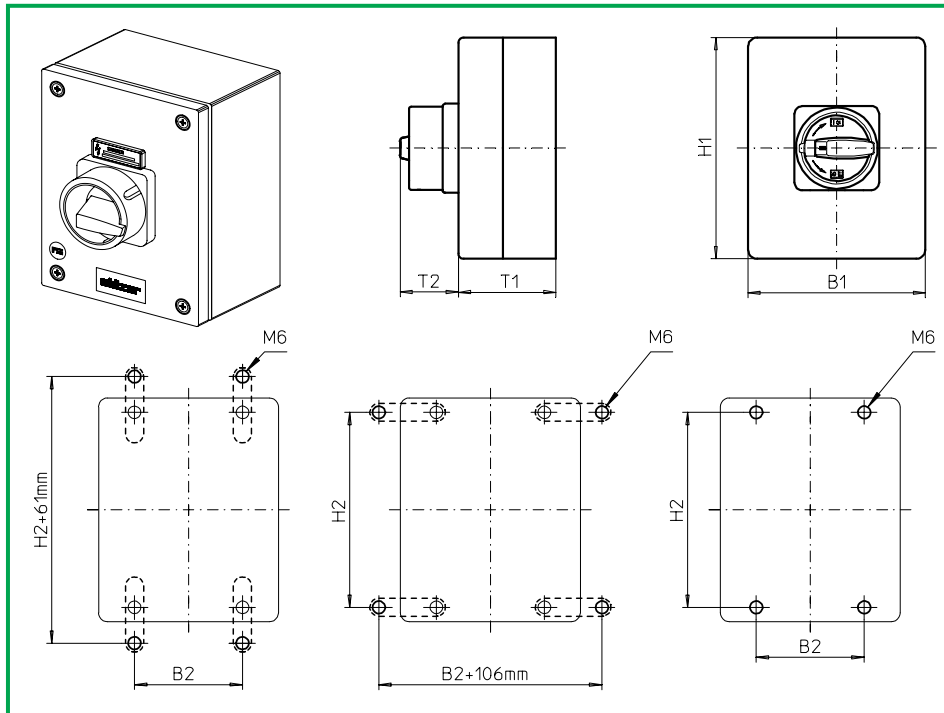
196M1 (IP66)



Complete switch	Poles	Product line	Rated data (IEC 60947)			Order code number
			Operational current I_e	Operational power at 380–440 V		
			AC-21A A	AC-23A kW	AC-3 kW	
ON-OFF Switches Switching angle 90°	3 ... 8	H200-A/ -D	20 25 32 40	5,5 7,5 11 15	3,7 5,5 7,5 11	H216 - 41 ... - 196M1 H220 - 41 ... - 196M1 H226 - 41 ... - 196M1 H233 - 41 ... - 196M1
SMD modules for basic switch A02						
Mounting form module (switch module ED)			H200-A			BFA2 - ED
Mounting form module (switch module ED)			H200-D			BFC2 - ED
Enclosure module, mounting form 196M1			H200-A/ -D			SBH2 - 196M1
Legend plate silver, enclosure module 196M1			H200-A/ -D			FAS4 - 9... (FA number)
Accessories						
Mounting brackets for enclosure modules SB (1 set of 4 brackets)						SBX1
Dimensions (mm)						
Product lines	H1	B1	T1	T2	H2	B2
H200-A	200	150	120	39	182	85
H200-D	200	150	120	39	182	85

Enclosed Switches

sälzer



Product lines
H200-A/ -D

Enclosed switch

Stainless steel enclosure

200 x 150 x 120 mm

197M1 (IP66)

197M4 (IP66)

Complete switch	Poles	Product line	Rated data (IEC 60947)			Order code number
			Operational current I _e	Operational power at 380–440 V		
			AC-21A A	AC-23A kW	AC-3 kW	
Main Switches OFF position padlockable 09h	3 ... 8	H200-A/ -D	20	5,5	3,7	H216 - 41 ... - 197M1
			25	7,5	5,5	H220 - 41 ... - 197M1
			32	11	7,5	H226 - 41 ... - 197M1
			40	15	11	H233 - 41 ... - 197M1
Main/Emergency-Off Switches OFF position padlockable 09h	3 ... 8	H200-A/ -D	20	5,5	3,7	H216 - 41 ... - 197M4
			25	7,5	5,5	H220 - 41 ... - 197M4
			32	11	7,5	H226 - 41 ... - 197M4
			40	15	11	H233 - 41 ... - 197M4

SMD modules for basic switch A02

Mounting form module (switch module ED)
Mounting form module (switch module ED)

H200-A
H200-D

BFA2 - ED
BFC2 - ED

Enclosure module, mounting form 197M1
Enclosure module, mounting form 197M4

H200-A/ -D
H200-A/ -D

SBH2 - 197M1
SBH2 - 197M4

Accessories

Mounting brackets for enclosure modules SB (1 set of 4 brackets)

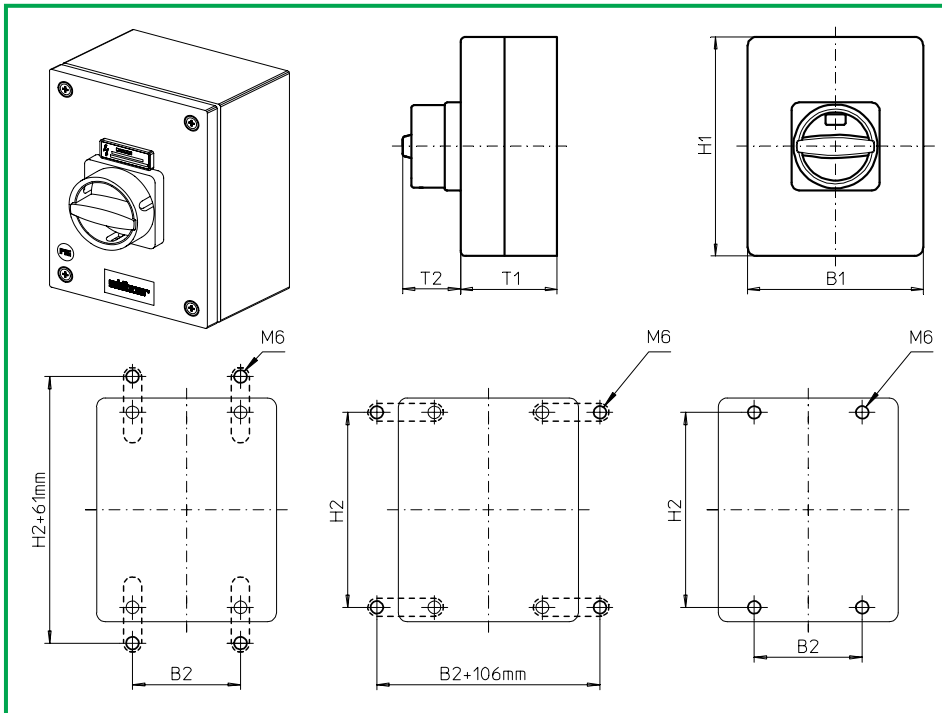
SBX1

Dimensions (mm)

Product lines	H1	B1	T1	T2	H2	B2
H200-A	200	150	120	38	182	85
H200-D	200	150	120	38	182	85

Enclosed Switches

sälzer



Product lines
H200-A/ -D

Enclosed switch

Stainless steel enclosure

200 x 150 x 120 mm

197N1 (IP66)

197N4 (IP66)

Complete switch	Poles	Product line	Rated data (IEC 60947)			Order code number
			Operational current I _e	Operational power at 380–440 V		
			AC-21A A	AC-23A kW	AC-3 kW	
Main Switches OFF position padlockable 09h	3 ... 8	H200-A/ -D	20	5,5	3,7	H216 - 41 ... - 197N1
			25	7,5	5,5	H220 - 41 ... - 197N1
			32	11	7,5	H226 - 41 ... - 197N1
			40	15	11	H233 - 41 ... - 197N1
Main/Emergency-Off Switches OFF position padlockable 09h	3 ... 8	H200-A/ -D	20	5,5	3,7	H216 - 41 ... - 197N4
			25	7,5	5,5	H220 - 41 ... - 197N4
			32	11	7,5	H226 - 41 ... - 197N4
			40	15	11	H233 - 41 ... - 197N4

SMD modules for basic switch A02

Mounting form module (switch module ED)
Mounting form module (switch module ED)

H200-A
H200-D

BFA2 - ED
BFC2 - ED

Enclosure module, mounting form 197N1
Enclosure module, mounting form 197N4

H200-A/ -D
H200-A/ -D

SBH2 - 197N1
SBH2 - 197N4

Accessories

Mounting brackets for enclosure modules SB (1 set of 4 brackets)

SBX1

Dimensions (mm)

Product lines	H1	B1	T1	T2	H2	B2
H200-A	200	150	120	33	182	85
H200-D	200	150	120	33	182	85

Enclosed Switches

sälzer

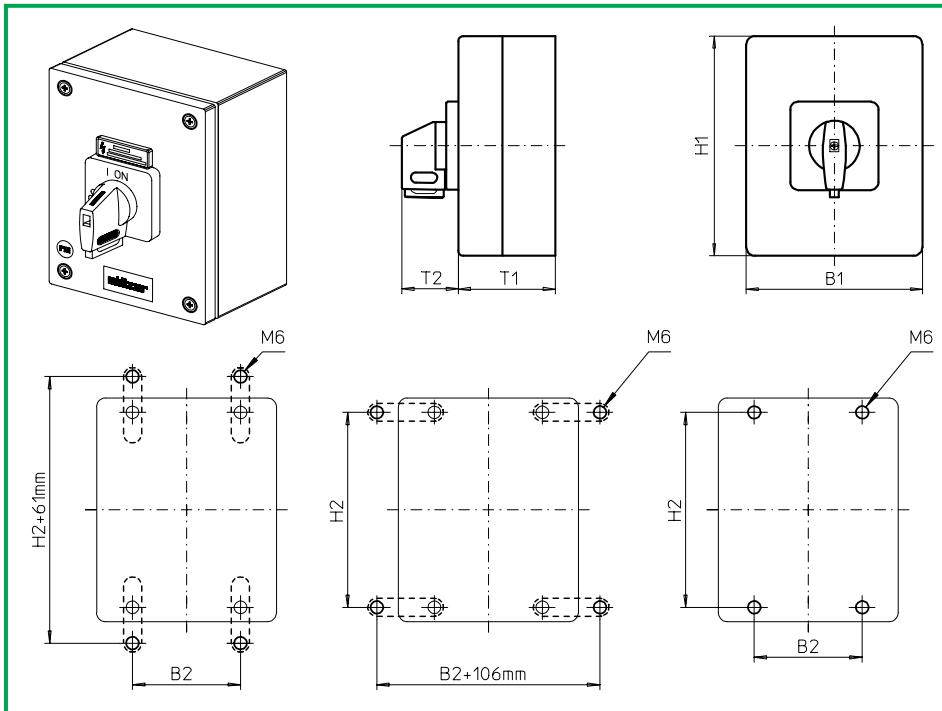
Product lines
H200-A/ -D

Enclosed switch

Stainless steel enclosure
200 x 150 x 120 mm

197V1 (IP66)

197V4 (IP66)



Complete switch	Poles	Product line	Rated data (IEC 60947)			Order code number
			Operational current I _e	Operational power at 380–440 V		
			AC-21A A	AC-23A kW	AC-3 kW	
Main Switches OFF position padlockable 09h	3 ... 8	H200-A/ -D	20	5,5	3,7	H216 - 41 ... - 197V1
			25	7,5	5,5	H220 - 41 ... - 197V1
			32	11	7,5	H226 - 41 ... - 197V1
			40	15	11	H233 - 41 ... - 197V1
Main/Emergency-Off Switches OFF position padlockable 09h	3 ... 8	H200-A/ -D	20	5,5	3,7	H216 - 41 ... - 197V4
			25	7,5	5,5	H220 - 41 ... - 197V4
			32	11	7,5	H226 - 41 ... - 197V4
			40	15	11	H233 - 41 ... - 197V4

SMD modules for basic switch A02

Mounting form module (switch module ED)

H200-A

BFA2 - ED

Mounting form module (switch module ED)

H200-D

BFC2 - ED

Enclosure module, mounting form 197V1

H200-A/ -D

SBH2 - 197V1

Enclosure module, mounting form 197V4

H200-A/ -D

SBH2 - 197V4

Legend plate silver, enclosure module 197V1

H200-A/ -D

FAS4 - 9... (FA number)

Legend plate yellow, enclosure module 197V4

H200-A/ -D

FBS4 - 9... (FA number)

Accessories

Mounting brackets for enclosure modules SB (1 set of 4 brackets)

SBX1

Dimensions (mm)

Product lines	H1	B1	T1	T2	H2	B2
H200-A	200	150	120	39	182	85
H200-D	200	150	120	39	182	85

Enclosed Switches

sälzer

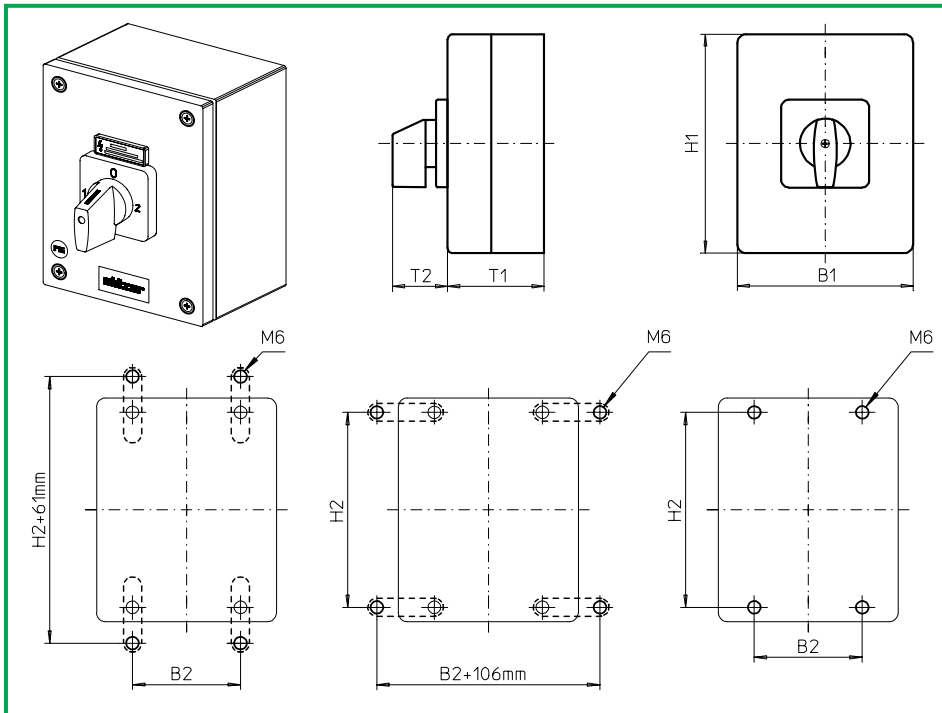
**Product line
H200-E**

Enclosed switch

**Stainless steel
enclosure**

200 x 150 x 120 mm

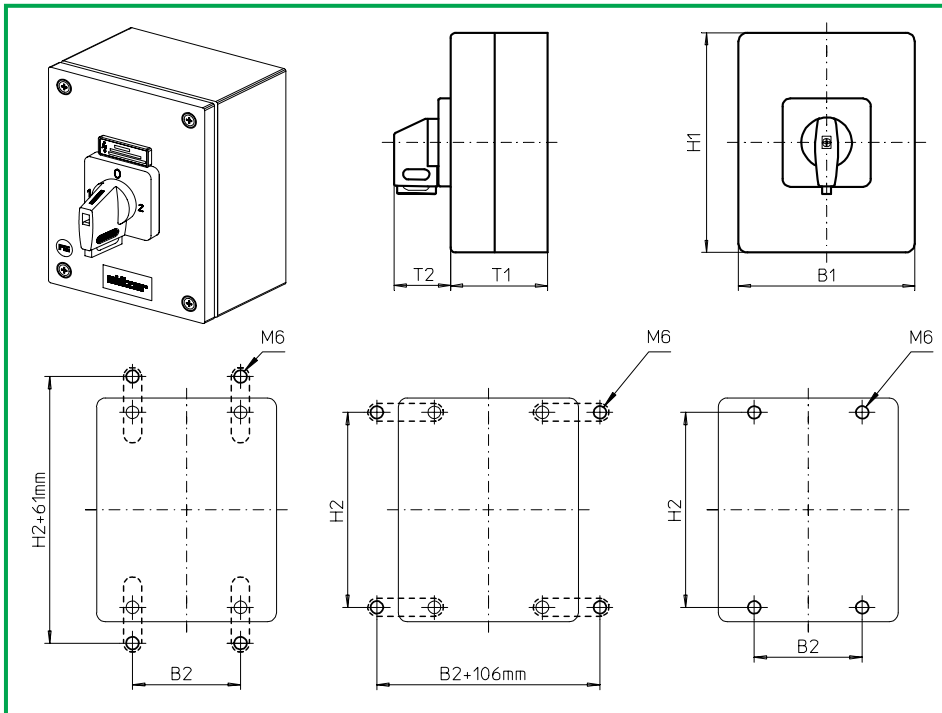
198M1 (IP66)



Complete switch	Poles	Product line	Rated data (IEC 60947)			Order code number
			Operational current I _e	Operational power at 380–440 V		
			AC-21A A	AC-23A kW	AC-3 kW	
Changeover with OFF Switching angle 90°	3 ... 4	H200-E	20	5,5	3,7	H216 - 71 ... - 198M1
			25	7,5	5,5	H220 - 71 ... - 198M1
			32	11	7,5	H226 - 71 ... - 198M1
			40	15	11	H233 - 71 ... - 198M1
SMD modules for basic switch A02						
Mounting form module (switch module ED)			H200-E			BFB2 - ED
Enclosure module, mounting form 198M1			H200-E			SBH2 - 198M1
Legend plate silver, enclosure module 198M1			H200-E			FAS4 - 9... (FA number)
Accessories						
Mounting brackets for enclosure modules SB (1 set of 4 brackets)						SBX1
Dimensions (mm)						
Product line	H1	B1	T1	T2	H2	B2
H200-E	200	150	120	39	182	85

Enclosed Switches

sälzer



**Product line
H200-E**

Enclosed switch

**Stainless steel
enclosure**

200 x 150 x 120 mm

196V1 (IP66)

198V1 (IP66)

Complete switch	Poles	Product line	Rated data (IEC 60947)			Order code number
			Operational current I _e	Operational power at 380–440 V		
			AC-21A A	AC-23A kW	AC-3 kW	
Changeover with OFF Switching angle 90° OFF position padlockable 12h	3 ... 4	H200-E	20	5,5	3,7	H216 - 71 ... - 196V1
			25	7,5	5,5	H220 - 71 ... - 196V1
			32	11	7,5	H226 - 71 ... - 196V1
			40	15	11	H233 - 71 ... - 196V1
Changeover with OFF Switching angle 90° 3 positions padlockable (09h/12h/03h)	3 ... 4	H200-E	20	5,5	3,7	H216 - 71 ... - 198V1
			25	7,5	5,5	H220 - 71 ... - 198V1
			32	11	7,5	H226 - 71 ... - 198V1
			40	15	11	H233 - 71 ... - 198V1

SMD modules for basic switch A02

Mounting form module (switch module ED)	H200-E	BFB2 - ED
Enclosure module, mounting form 196V1	H200-E	SBH2 - 196V1
Enclosure module, mounting form 198V1	H200-E	SBH2 - 198V1
Legend plate silver, enclosure module 196V1/ 198V1	H200-E	FAS4 - 9... (FA number)

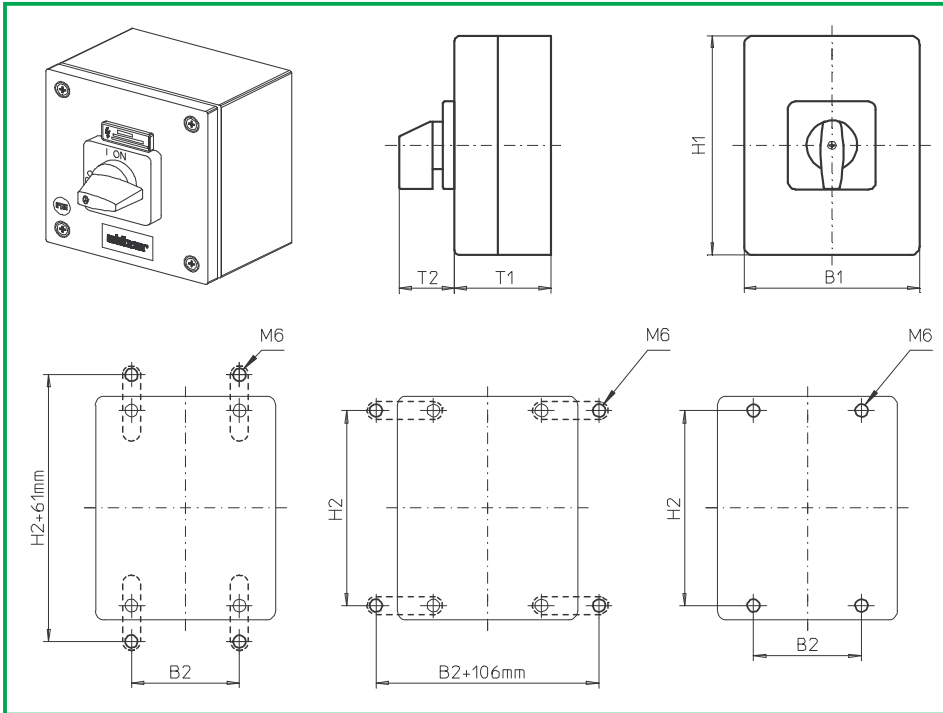
Accessories

Mounting brackets for enclosure modules SB (1 set of 4 brackets)		SBX1
--	--	-------------

Dimensions (mm)

Product line	H1	B1	T1	T2	H2	B2
H200-E	200	150	120	39	182	85

Enclosed Switches



**Product line
H200-A**

Enclosed switch

**Stainless steel
enclosure
brushed**

150 x 150 x 120 mm

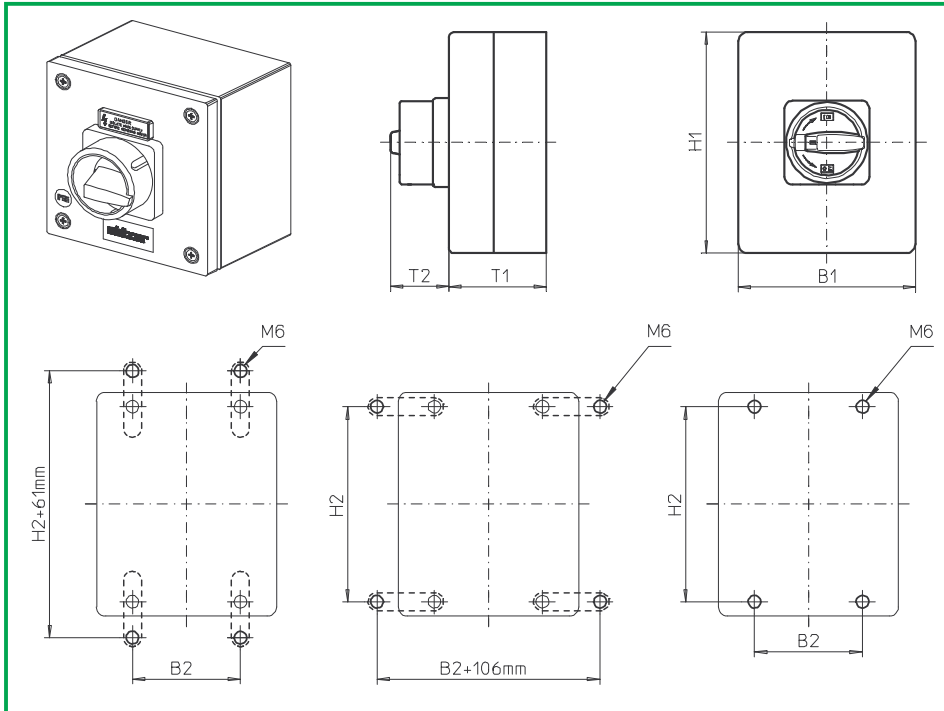
with cover interlock
in ON position

without N module(s) in the
enclosure

596M1 (IP66)

Complete switch	Poles	Product lines	Rated data (IEC 60947)			Order code number
			Operational current I _e	Operational power at 380–440 V		
			AC-21A A	AC-23A kW	AC-3 kW	
ON-OFF Switches Switching angle 90°	2 or 4	H200-A	20 25 32	5,5 7,5 11	3,7 5,5 7,5	H216 - 41 ... - 596M1 H220 - 41 ... - 596M1 H226 - 41 ... - 596M1
SMD modules for basic switch A02						
Mounting form module (switch module ED)			H200-A			BFA2 - ED
Enclosure module, mounting form 596M1						SBH2 - 596M1
Legend plate silver, enclosure module 596M1						FAS4 - 9... (FA number)
Mounting brackets for enclosure modules SB (1 set) (Please order separately – accessories see page D5-2)						SBX1
Dimensions (mm)						
Product line	H1	B1	T1	T2	H2	B2
H200-A	150	150	120	39	132	85

Enclosed Switches



**Product line
H200-A**

Enclosed switch

**Stainless steel
enclosure
brushed**

150 x 150 x 120 mm

with cover interlock
in ON position

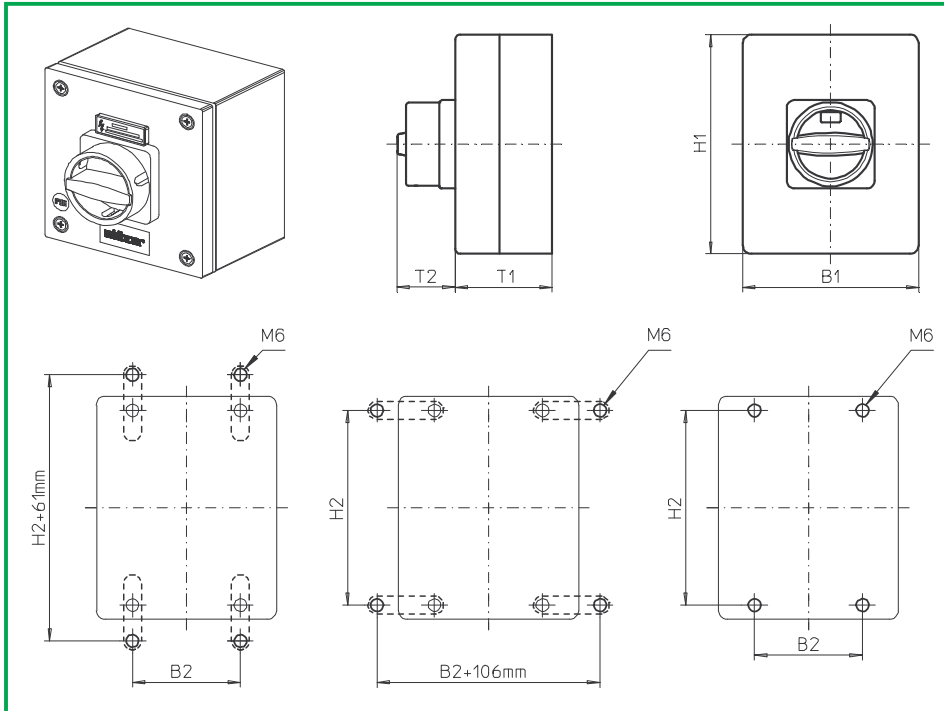
without N module(s) in the
enclosure

597M1 (IP66)

597M4 (IP66)

Complete switch	Poles	Product lines	Rated data (IEC 60947)			Order code number
			Operational current I _e	Operational power at 380–440 V		
			AC-21A A	AC-23A kW	AC-3 kW	
Main Switches OFF position padlockable 09h	2 or 4	H200-A	20	5,5	3,7	H216 - 41 ... - 597M1
			25	7,5	5,5	H220 - 41 ... - 597M1
			32	11	7,5	H226 - 41 ... - 597M1
Main/Emergency-Off Switches OFF position padlockable 09h	2 or 4	H200-A	20	5,5	3,7	H216 - 41 ... - 597M4
			25	7,5	5,5	H220 - 41 ... - 597M4
			32	11	7,5	H226 - 41 ... - 597M4
Realisable switching programmes:						
2 pole	41200 , 41211, 41220					
4 pole	41400 , 41411, 41420					
SMD modules for basic switch A02						
Mounting form module (switch module ED)		H200-A				BFA2 - ED
Enclosure module, mounting forms 597M1						SBH2 - 597M1
Enclosure module, mounting forms 597M4						SBH2 - 597M4
Mounting brackets for enclosure modules SB (1 set) (Please order separately – accessories see page D5-2)						SBX1
Dimensions (mm)						
Product line	H1	B1	T1	T2	H2	B2
H200-A	150	150	120	38	132	85

Enclosed Switches



**Product line
H200-A**

Enclosed switch

**Stainless steel
enclosure
brushed**

150 x 150 x 120 mm

with cover interlock
in ON position

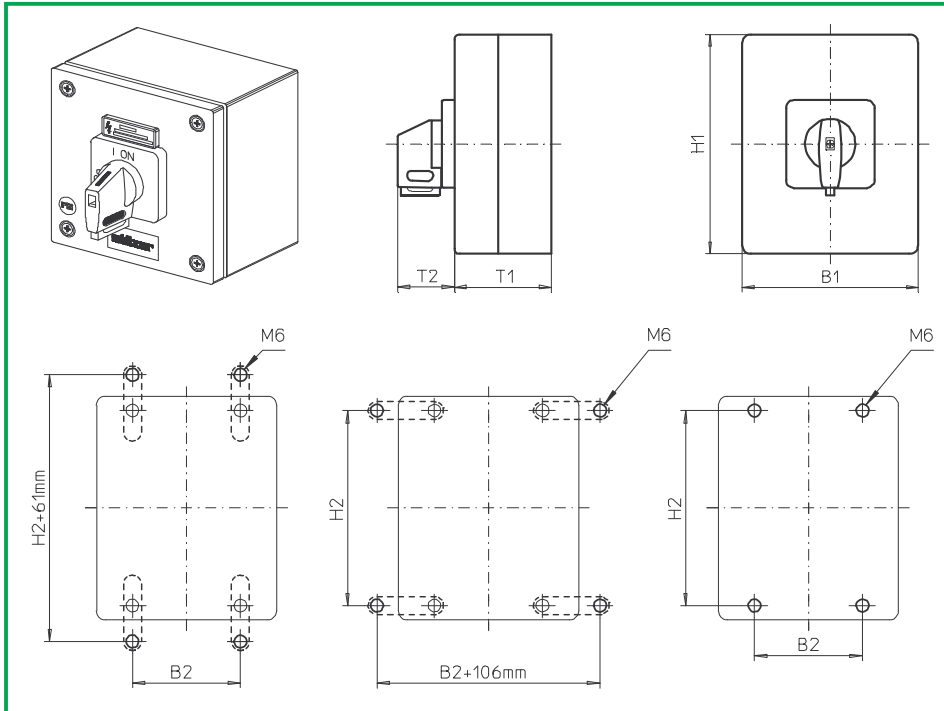
without N module(s) in the
enclosure

597N1 (IP66)

597N4 (IP66)

Complete switch	Poles	Product lines	Rated data (IEC 60947)			Order code number
			Operational current I _e	Operational power at 380–440 V		
			AC-21A A	AC-23A kW	AC-3 kW	
Main Switches OFF position padlockable 09h	2 or 4	H200-A	20	5,5	3,7	H216 - 41 ... - 597N1
			25	7,5	5,5	H220 - 41 ... - 597N1
			32	11	7,5	H226 - 41 ... - 597N1
Main/Emergency-Off Switches OFF position padlockable 09h	2 or 4	H200-A	20	5,5	3,7	H216 - 41 ... - 597N4
			25	7,5	5,5	H220 - 41 ... - 597N4
			32	11	7,5	H226 - 41 ... - 597N4
Realisable switching programmes:						
2 pole 41200 , 41211, 41220						
4 pole 41400 , 41411, 41420						
SMD modules for basic switch A02						
Mounting form module (switch module ED)			H200-A		BFA2 - ED	
Enclosure module, mounting forms 597N1					SBH2 - 597N1	
Enclosure module, mounting forms 597N4					SBH2 - 597N4	
Mounting brackets for enclosure modules SB (1 set) (Please order separately – accessories see page D5-2)						SBX1
Dimensions (mm)						
Product line	H1	B1	T1	T2	H2	B2
H200-A	150	150	120	33	132	85

Enclosed Switches



**Product line
H200-D**

Enclosed switch

**Stainless steel
enclosure
brushed**

150 x 150 x 120 mm

with cover interlock
in ON position

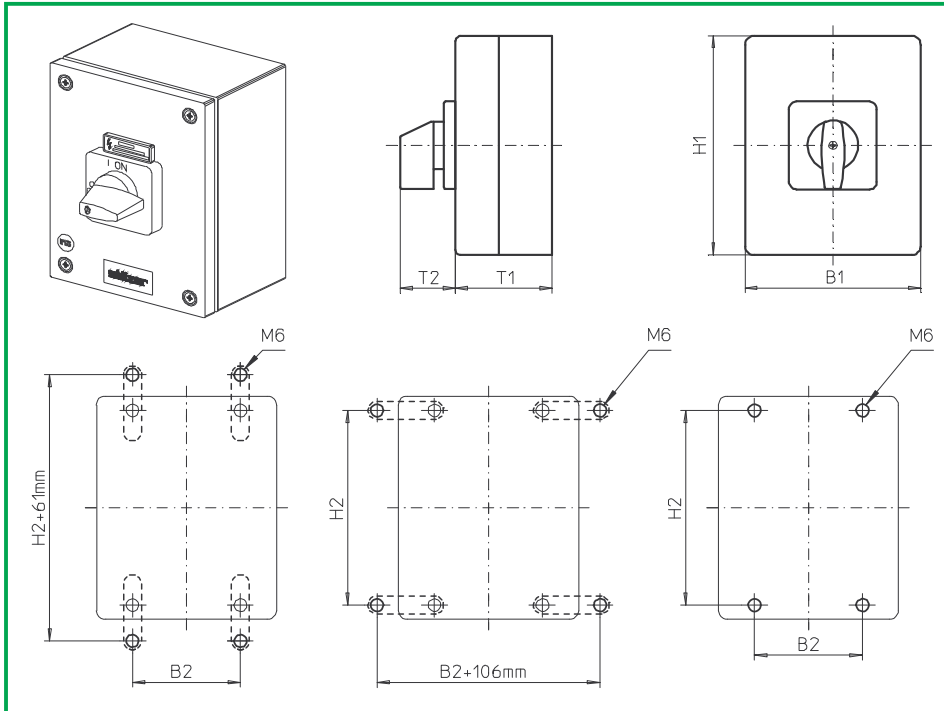
without N module(s) in the
enclosure

597V1 (IP66)

597V4 (IP66)

Complete switch	Poles	Product lines	Rated data (IEC 60947)			Order code number
			Operational current I _e	Operational power at 380–440 V		
			AC-21A A	AC-23A kW	AC-3 kW	
Main Switches OFF position padlockable 09h	4	H200-A	20	5,5	3,7	H216 - 41 ... - 597V1
			25	7,5	5,5	H220 - 41 ... - 597V1
			32	11	7,5	H226 - 41 ... - 597V1
Main/Emergency-Off Switches OFF position padlockable 09h	4	H200-A	20	5,5	3,7	H216 - 41 ... - 597V4
			25	7,5	5,5	H220 - 41 ... - 597V4
			32	11	7,5	H226 - 41 ... - 597V4
Realisable switching programmes:						
2 pole 41200 , 41211, 41220						
4 pole 41400 , 41411, 41420						
SMD modules for basic switch A02						
Mounting form module (switch module ED)			H200-A		BFA2 - ED	
Enclosure module, mounting forms 597V1					SBH2 - 597V1	
Enclosure module, mounting forms 597V4					SBH2 - 597V4	
Legend plate silver, enclosure module 597V1					FAS4 - 9... (FA number)	
Legend plate yellow, enclosure module 597V4					FBS4 - 9... (FA number)	
Mounting brackets for enclosure modules SB (1 set) (Please order separately – accessories see page D5-2)					SBX1	
Dimensions (mm)						
Product line	H1	B1	T1	T2	H2	B2
H200-A	150	150	120	39	132	85

Enclosed Switches



Product lines
H200-A/ -D

Enclosed switch

Stainless steel enclosure brushed

200 x 150 x 120 mm

with cover interlock in ON position

without N module(s) in the enclosure

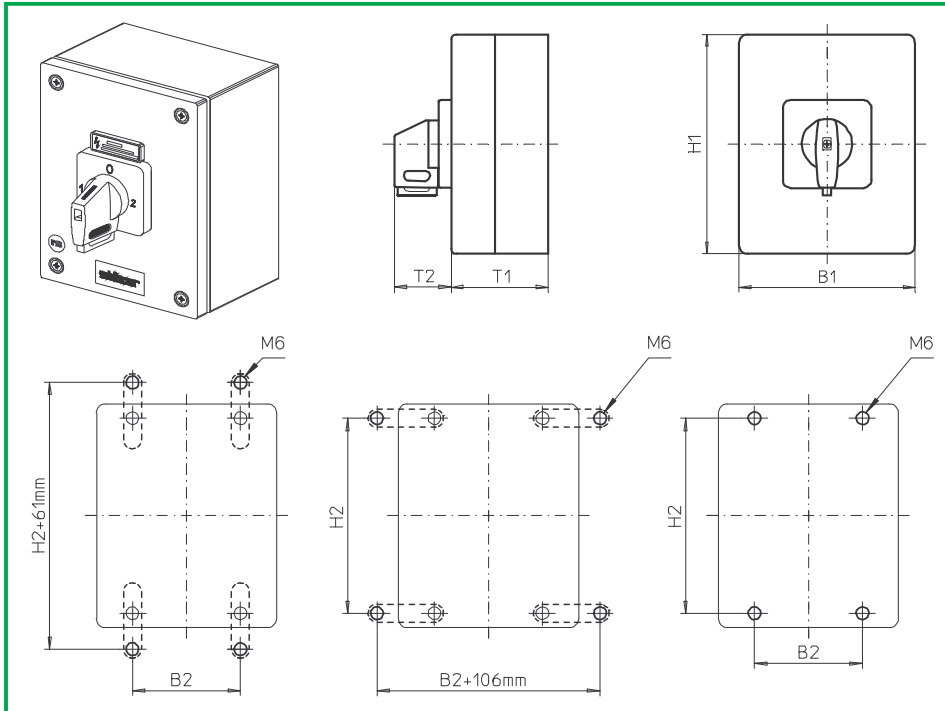
696M1 (IP66)

Complete switch	Poles	Product lines	Rated data (IEC 60947)			Order code number
			Operational current I _e	Operational power at 380–440 V		
			AC-21A A	AC-23A kW	AC-3 kW	
ON-OFF Switches Switching angle 90°	4 or 8	H200 -A	20	5,5	3,7	H216 - 41 ... - 696M1
		H200 -D	25	7,5	5,5	H220 - 41 ... - 696M1
			32	11	7,5	H226 - 41 ... - 696M1
			40	15	11	H233 - 41 ... - 696M1

SMD modules for basic switch A02		
Mounting form module (switch module ED)	H200-A	BFA2 - ED
Mounting form module (switch module ED)	H200-D	BFC2 - ED
Enclosure module, mounting form 696M1	H200-A/ -D	SAH2 - 696M1
Legend plate silver, enclosure module 696M1	H200-A/ -D	FAS4 - 9... (FA number)
Mounting brackets for enclosure modules SB (1 set) (Please order separately – accessories see page D5-2)		SBX1

Dimensions (mm)							
Product lines	H1	B1	T1	T2	H2	B2	
H200-A	200	150	120	39	182	85	
H200-D	200	150	120	39	182	85	

Enclosed Switches



**Product line
H200-E**

Enclosed switch

**Stainless steel
enclosure
brushed**

200 x 150 x 120 mm

with cover interlock
in ON position

without N module(s) in the
enclosure

696V1 (IP66)

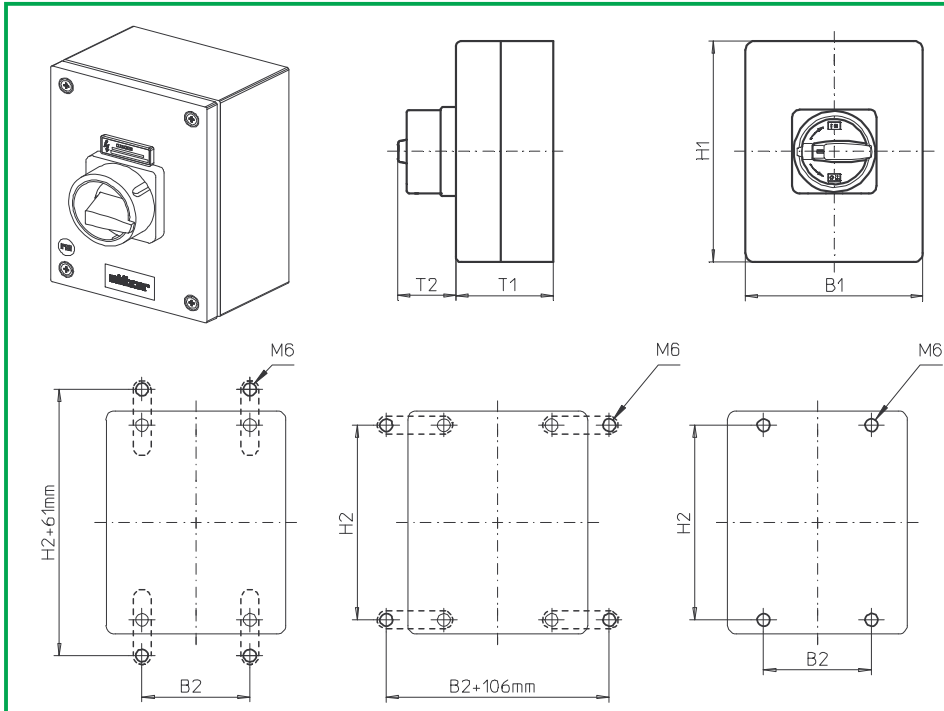
698V1 (IP66)

Complete switch	Poles	Product lines	Rated data (IEC 60947)			Order code number
			Operational current I _e	Operational power at 380–440 V		
			AC-21A A	AC-23A kW	AC-3 kW	
Changeover with OFF Switching angle 90° OFF position padlockable 12h	2 or 4	H200-E	20	5,5	3,7	H216 - 71 ... - 696V1
			25	7,5	5,5	H220 - 71 ... - 696V1
			32	11	7,5	H226 - 71 ... - 696V1
			40	15	11	H233 - 71 ... - 696V1
Changeover with OFF Switching angle 90° 3 positions padlockable (09h/12h/03h)	2 or 4	H200-E	20	5,5	3,7	H216 - 71 ... - 698V1
			25	7,5	5,5	H220 - 71 ... - 698V1
			32	11	7,5	H226 - 71 ... - 698V1
			40	15	11	H233 - 71 ... - 698V1

SMD modules for basic switch A02		
Mounting form module (switch module ED)	H200-E	BFB2 - ED
Enclosure module, mounting form 696V1		SAH2 - 696V1
Enclosure module, mounting form 698V1		SAH2 - 698V1
Legend plate silver, enclosure modules 696V1/ 698V1		FAS4 - 9... (FA number)
Mounting brackets for enclosure modules SB (1 set) (Please order separately – accessories see page D5-2)		SBX1

Dimensions (mm)						
Product line	H1	B1	T1	T2	H2	B2
H200-E	200	150	120	39	182	85

Enclosed Switches



Product lines
H200-A/ -D

Enclosed switch

Stainless steel enclosure brushed

200 x 150 x 120 mm

with cover interlock in ON position

without N module(s) in the enclosure

697M1 (IP66)

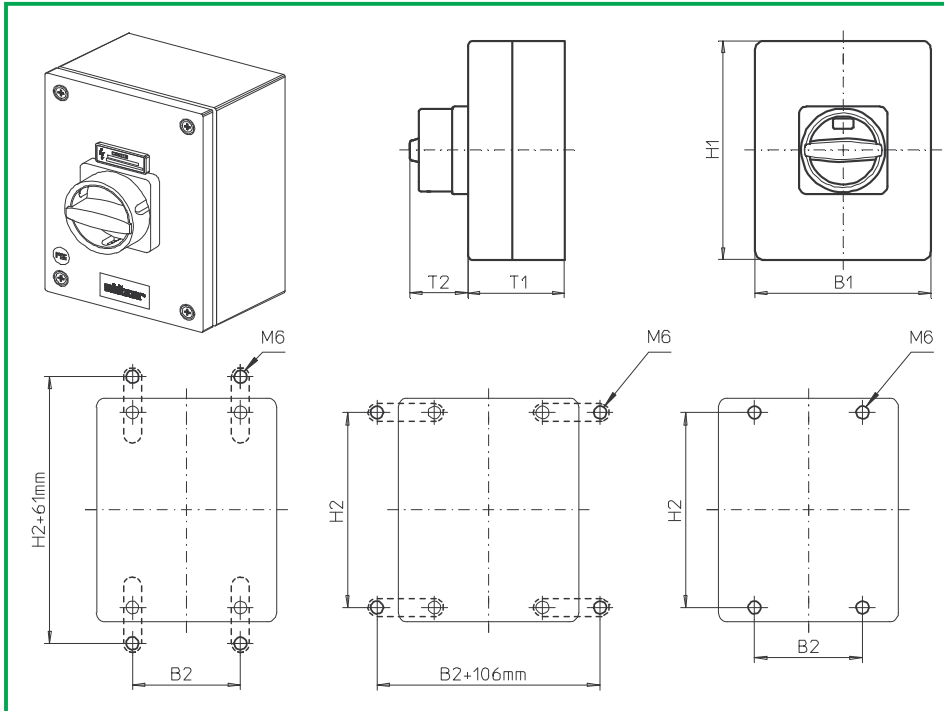
697M4 (IP66)

Complete switch	Poles	Product lines	Rated data (IEC 60947)			Order code number
			Operational current I _e	Operational power at 380–440 V		
			AC-21A A	AC-23A kW	AC-3 kW	
Main Switches OFF position padlockable 09h	4 or 8	H200 -A	20	5,5	3,7	H216 - 41 ... - 697M1
		H200 -D	25	7,5	5,5	H220 - 41 ... - 697M1
			32	11	7,5	H226 - 41 ... - 697M1
			40	15	11	H233 - 41 ... - 697M1
Main/Emergency-Off Switches OFF position padlockable 09h	4 or 8	H200 -A	20	5,5	3,7	H216 - 41 ... - 697M4
		H200 -D	25	7,5	5,5	H220 - 41 ... - 697M4
			32	11	7,5	H226 - 41 ... - 697M4
			40	15	11	H233 - 41 ... - 697M4

SMD modules for basic switch A02		
Mounting form module (switch module ED)	H200-A	BFA2 - ED
Mounting form module (switch module ED)	H200-D	BFC2 - ED
Enclosure module, mounting forms 697M1	H200-A/ -D	SAH2 - 697M1
Enclosure module, mounting forms 697M4	H200-A/ -D	SAH2 - 697M4
Mounting brackets for enclosure modules SB (1 set) (Please order separately – accessories see page D5-2)		SBX1

Dimensions (mm)						
Product lines	H1	B1	T1	T2	H2	B2
H200-A	200	150	120	38	182	85
H200-D	200	150	120	38	182	85

Enclosed Switches



**Product lines
H200-A/ -D**

Enclosed switch

**Stainless steel
enclosure
brushed**

200 x 150 x 120 mm

with cover interlock
in ON position

without N module(s) in the
enclosure

697N1 (IP66)

697N4 (IP66)

Complete switch	Poles	Product lines	Rated data (IEC 60947)			Order code number
			Operational current I _e	Operational power at 380–440 V		
			AC-21A A	AC-23A kW	AC-3 kW	
Main Switches OFF position padlockable 09h	4 or 8	H200 -A	20	5,5	3,7	H216 - 41 ... - 697N1
			25	7,5	5,5	H220 - 41 ... - 697N1
		H200 -D	32	11	7,5	H226 - 41 ... - 697N1
			40	15	11	H233 - 41 ... - 697N1
Main/Emergency-Off Switches OFF position padlockable 09h	4 or 8	H200 -A	20	5,5	3,7	H216 - 41 ... - 697N4
			25	7,5	5,5	H220 - 41 ... - 697N4
		H200 -D	32	11	7,5	H226 - 41 ... - 697N4
			40	15	11	H233 - 41 ... - 697N4

SMD modules for basic switch A02

Mounting form module (switch module ED)
Mounting form module (switch module ED)

H200-A
H200-D

BFA2 - ED
BFC2 - ED

Enclosure module, mounting forms 697N1
Enclosure module, mounting forms 697N4

H200-A/ -D
H200-A/ -D

SAH2 - 697N1
SAH2 - 697N4

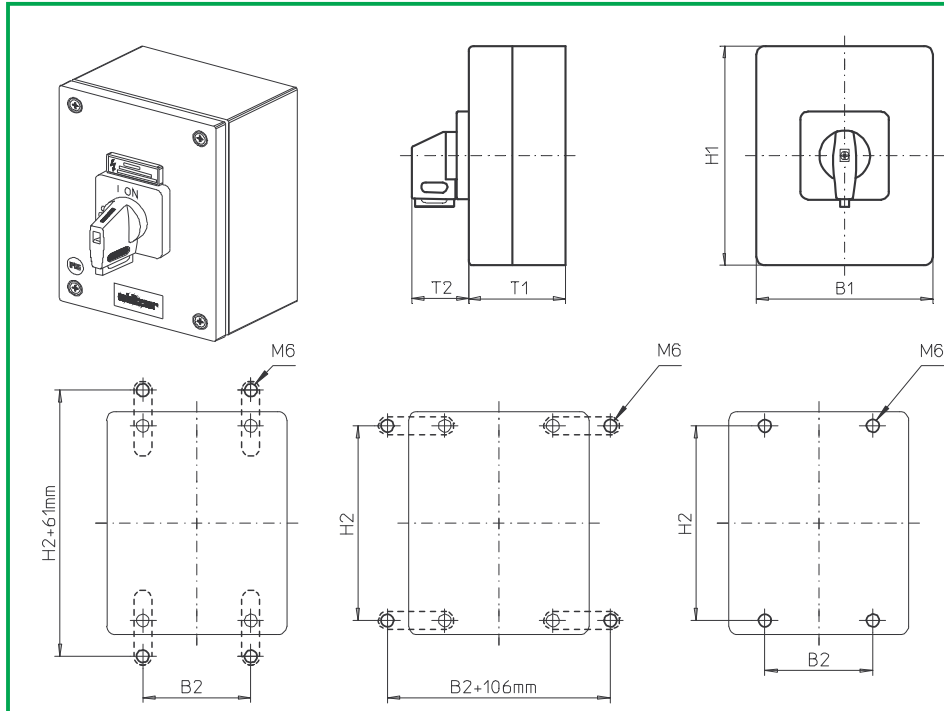
Mounting brackets for enclosure modules SB (1 set)
(Please order separately – accessories see page D5-2)

SBX1

Dimensions (mm)

Product lines	H1	B1	T1	T2	H2	B2
H200-A	200	150	120	33	182	85
H200-D	200	150	120	33	182	85

Enclosed Switches



Product lines
H200-A/ -D

Enclosed switch

Stainless steel enclosure brushed

200 x 150 x 120 mm

with cover interlock in ON position

without N module(s) in the enclosure

697V1 (IP66)

697V4 (IP66)

Complete switch	Poles	Product lines	Rated data (IEC 60947)			Order code number
			Operational current I _e	Operational power at 380–440 V		
			AC-21A A	AC-23A kW	AC-3 kW	
Main Switches OFF position padlockable 09h	4 or 8	H200 -A	20	5,5	3,7	H216 - 41 ... - 697V1
		H200 -D	25	7,5	5,5	H220 - 41 ... - 697V1
			32	11	7,5	H226 - 41 ... - 697V1
			40	15	11	H233 - 41 ... - 697V1
Main/Emergency-Off Switches OFF position padlockable 09h	4 or 8	H200 -A	20	5,5	3,7	H216 - 41 ... - 697V4
		H200 -D	25	7,5	5,5	H220 - 41 ... - 697V4
			32	11	7,5	H226 - 41 ... - 697V4
			40	15	11	H233 - 41 ... - 697V4

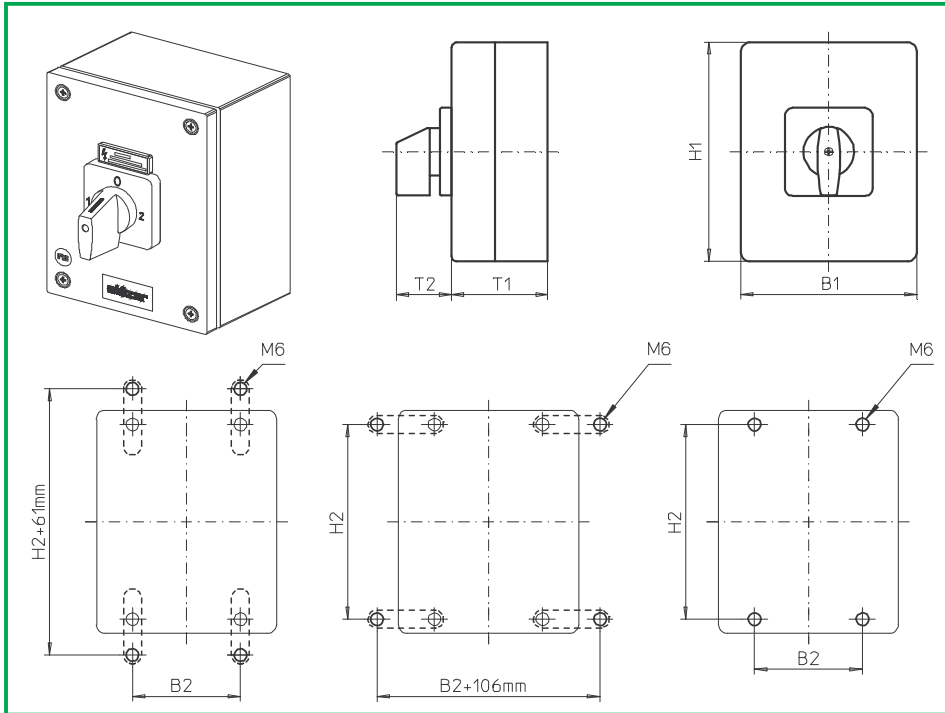
SMD modules for basic switch A02

Mounting form module (switch module ED)	H200-A	BFA2 - ED
Mounting form module (switch module ED)	H200-D	BFC2 - ED
Enclosure module, mounting forms 697V1	H200-A/ -D	SAH2 - 697V1
Enclosure module, mounting forms 697V4	H200-A/ -D	SAH2 - 697V4
Legend plate silver, enclosure module 697V1	H200-A/ -D	FAS4 - 9... (FA number)
Legend plate yellow, enclosure module 697V4	H200-A/ -D	FBS4 - 9... (FA number)
Mounting brackets for enclosure modules SB (1 set) (Please order separately – accessories see page D5-2)		SBX1

Dimensions (mm)

Product lines	H1	B1	T1	T2	H2	B2
H200-A	200	150	120	39	182	85
H200-D	200	150	120	39	182	85

Enclosed Switches



**Product line
H200-E**

Enclosed switch

**Stainless steel
enclosure
brushed**

200 x 150 x 120 mm

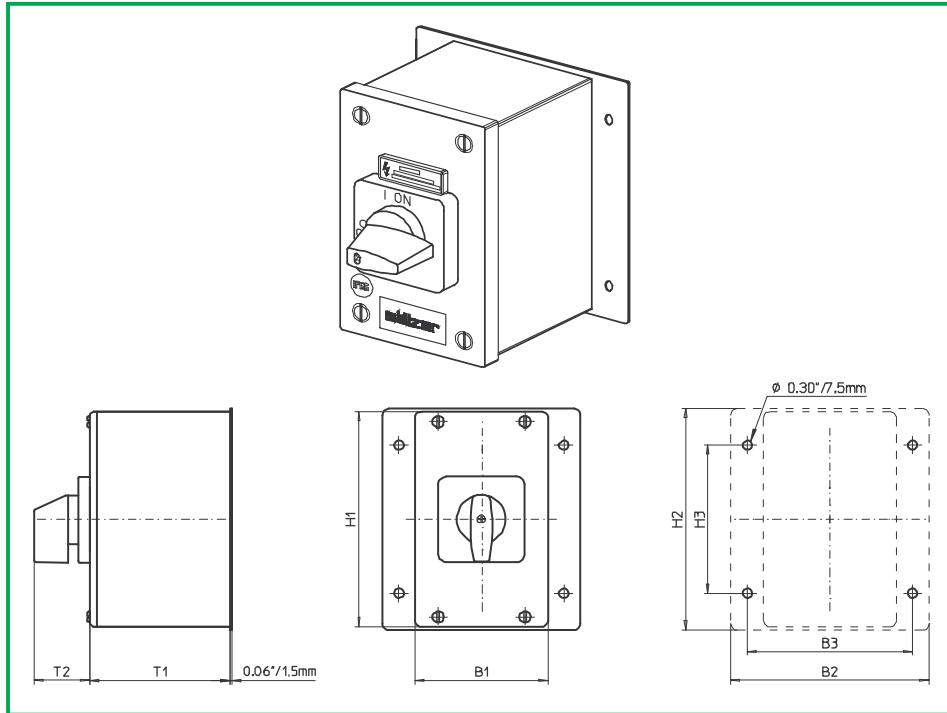
with cover interlock
in ON position

without N module(s) in the
enclosure

698M1 (IP66)

Complete switch	Poles	Product lines	Rated data (IEC 60947)			Order code number
			Operational current I _e	Operational power at 380–440 V		
			AC-21A A	AC-23A kW	AC-3 kW	
Changeover with OFF Switching angle 90°	2 or 4	H200-E	20	5,5	3,7	H216 - 71 ... - 698M1
			25	7,5	5,5	H220 - 71 ... - 698M1
			32	11	7,5	H226 - 71 ... - 698M1
			40	15	11	H233 - 71 ... - 698M1
SMD modules for basic switch A02						
Mounting form module (switch module ED)			H200-E			BFB2 - ED
Enclosure module, mounting form 698M1						SAH2 - 698M1
Legend plate silver, enclosure module 698M1						FAS4 - 9... (FA number)
Mounting brackets for enclosure modules SB (1 set) (Please order separately – accessories see page D5-2)						SBX1
Dimensions (mm)						
Product line	H1	B1	T1	T2	H2	B2
H200-E	200	150	120	39	182	85

Enclosed Switches



**Product line
H200-A**

Enclosed switch

**Stainless steel
enclosure
polished**

160 x 100 x 105 mm

with cover interlock
in ON position

without N module(s) in the
enclosure

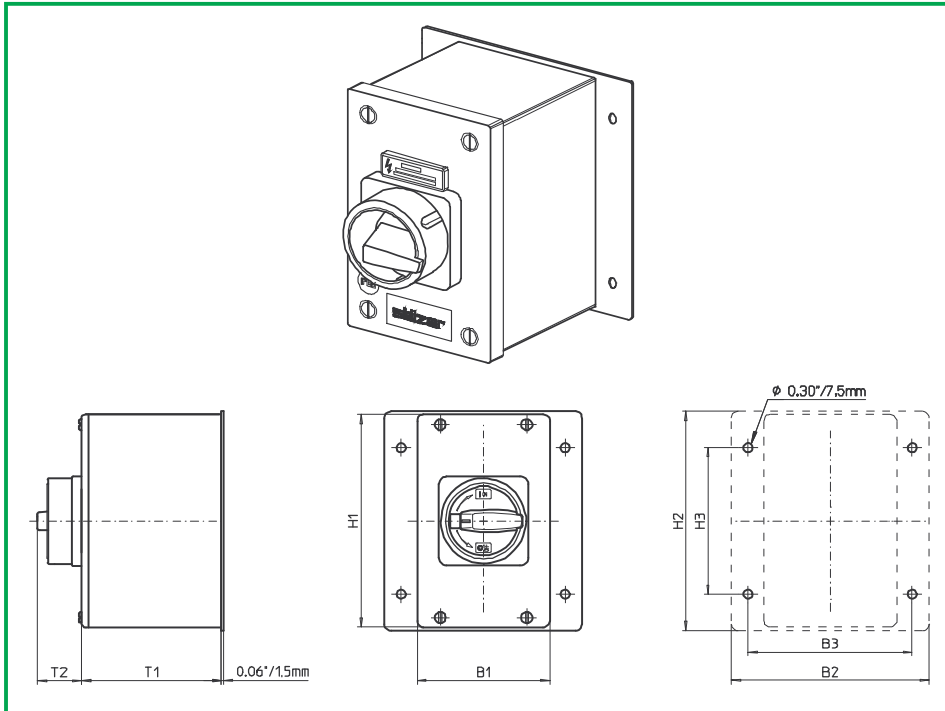
090M1 (IP66)

Complete switch	Poles	Product lines	Rated data (IEC 60947)			Order code number
			Operational current I _e	Operational power at 380–440 V		
			AC-21A A	AC-23A kW	AC-3 kW	
ON-OFF Switches Switching angle 90°	3 ... 4	H200-A	20	5,5	3,7	H216 - 4.... - 090M1
			25	7,5	5,5	H220 - 4.... - 090M1
			32	11	7,5	H226 - 4.... - 090M1

SMD modules for basic switch A02			
Mounting form module for 090M1		H200-A	BFA2 - E9
Enclosure module, mounting form 090M1			SBH2 - 090M1
Legend plate silver, enclosure module 090M1			FAS4 - 9... (FA number)

Dimensions (mm)								
Product line	H1	B1	T1	T2	H2	H3	B2	B3
H200-A	160	100	105	39	165	110	149	123,5

Enclosed Switches



**Product line
H200-A**

Enclosed switch

**Stainless steel
enclosure
polished**

160 x 100 x 105 mm

with cover interlock
in ON position

without N module(s) in the
enclosure

092M1 (IP66)

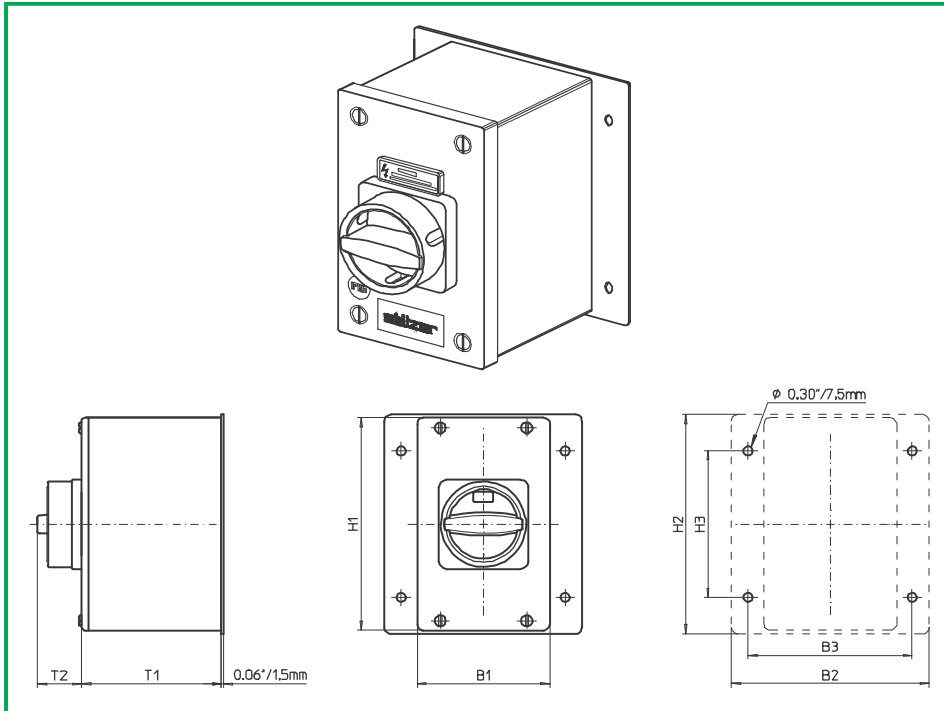
092M4 (IP66)

Complete switch	Poles	Product lines	Rated data (IEC 60947)			Order code number
			Operational current I _e	Operational power at 380–440 V		
			AC-21A A	AC-23A kW	AC-3 kW	
Main Switches OFF position padlockable 09h	3 ... 4	H200-A	20	5,5	3,7	H216 - 4.... - 092M1
			25	7,5	5,5	H220 - 4.... - 092M1
			32	11	7,5	H226 - 4.... - 092M1
Main/Emergency-Off Switches OFF position padlockable 09h	3 ... 4	H200-A	20	5,5	3,7	H216 - 4.... - 092M4
			25	7,5	5,5	H220 - 4.... - 092M4
			32	11	7,5	H226 - 4.... - 092M4

SMD modules for basic switch A02			
Mounting form module for 092M1/ 092M4		H200-A	BFA2 - E9
Enclosure module, mounting form 092M1			SBH2 - 092M1
Enclosure module, mounting form 092M4			SBH2 - 092M4

Dimensions (mm)								
Product line	H1	B1	T1	T2	H2	H3	B2	B3
H200-A	160	100	105	38	165	110	149	123,5

Enclosed Switches



**Product line
H200-A**

Enclosed switch

**Stainless steel
enclosure
polished**

160 x 100 x 105 mm

with cover interlock
in ON position

without N module(s) in the
enclosure

092N1 (IP66)

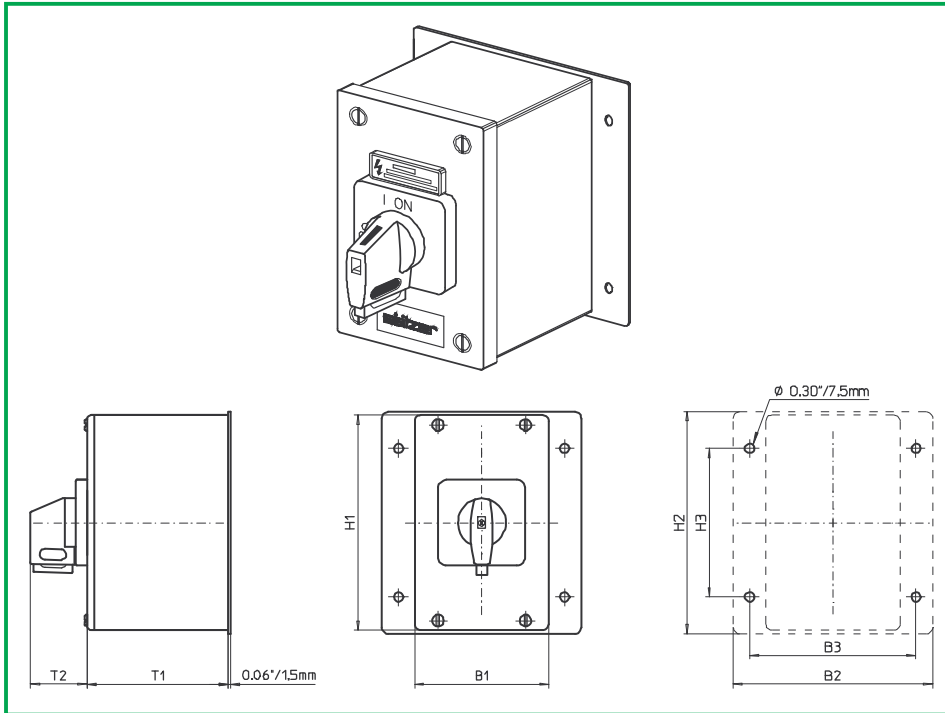
092N4 (IP66)

Complete switch	Poles	Product lines	Rated data (IEC 60947)			Order code number
			Operational current I _e	Operational power at 380–440 V		
			AC-21A A	AC-23A kW	AC-3 kW	
Main Switches OFF position padlockable	3 ... 4	H200-A	20	5,5	3,7	H216 - 4.... - 092N1
			25	7,5	5,5	H220 - 4.... - 092N1
			32	11	7,5	H226 - 4.... - 092N1
Main/Emergency-Off Switches OFF position padlockable	3 ... 4	H200-A	20	5,5	3,7	H216 - 4.... - 092N4
			25	7,5	5,5	H220 - 4.... - 092N4
			32	11	7,5	H226 - 4.... - 092N4

SMD modules for basic switch A02			
Mounting form module for 092N1/ 092N4		H200-A	BFA2 - E9
Enclosure module, mounting form 092N1			SBH2 - 092N1
Enclosure module, mounting form 092N4			SBH2 - 092N4

Dimensions (mm)								
Product line	H1	B1	T1	T2	H2	H3	B2	B3
H200-A	160	100	105	33	165	110	149	123,5

Enclosed Switches



**Product line
H200-A**

Enclosed switch

**Stainless steel
enclosure
polished**

160 x 100 x 105 mm

with cover interlock
in ON position

without N module(s) in the
enclosure

092V1 (IP66)

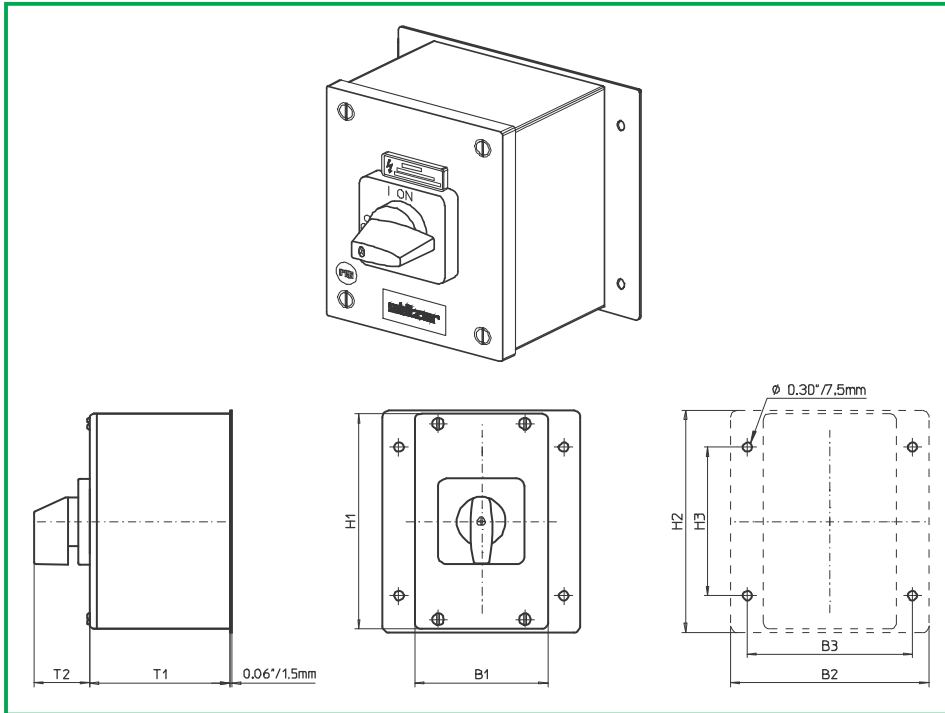
092V4 (IP66)

Complete switch	Poles	Product lines	Rated data (IEC 60947)			Order code number
			Operational current I _e	Operational power at 380–440 V		
			AC-21A A	AC-23A kW	AC-3 kW	
Main Switches OFF position padlockable 09h	3 ... 4	H200-A	20	5,5	3,7	H216 - 4.... - 092V1
			25	7,5	5,5	H220 - 4.... - 092V1
			32	11	7,5	H226 - 4.... - 092V1
Main/Emergency-Off Switches OFF position padlockable 09h	3 ... 4	H200-A	20	5,5	3,7	H216 - 4.... - 092V4
			25	7,5	5,5	H220 - 4.... - 092V4
			32	11	7,5	H226 - 4.... - 092V4

SMD modules for basic switch A02			
Mounting form module for 092V1/ 092V4		H200-A	BFA2 - E9
Enclosure module, mounting form 092V1			SBH2 - 092V1
Enclosure module, mounting form 092V4			SBH2 - 092V4
Legend plate silver, enclosure module 092V1			FAS4 - 9... (FA number)
Legend plate yellow, enclosure module 092V4			FBS4 - 9... (FA number)

Dimensions (mm)								
Product line	H1	B1	T1	T2	H2	H3	B2	B3
H200-A	160	100	105	39	165	110	149	123,5

Enclosed Switches



**Product line
H200-A**

Enclosed switch

**Stainless steel
enclosure
polished**

160 x 160 x 110 mm

with cover interlock
in ON position

without N module(s) in the
enclosure

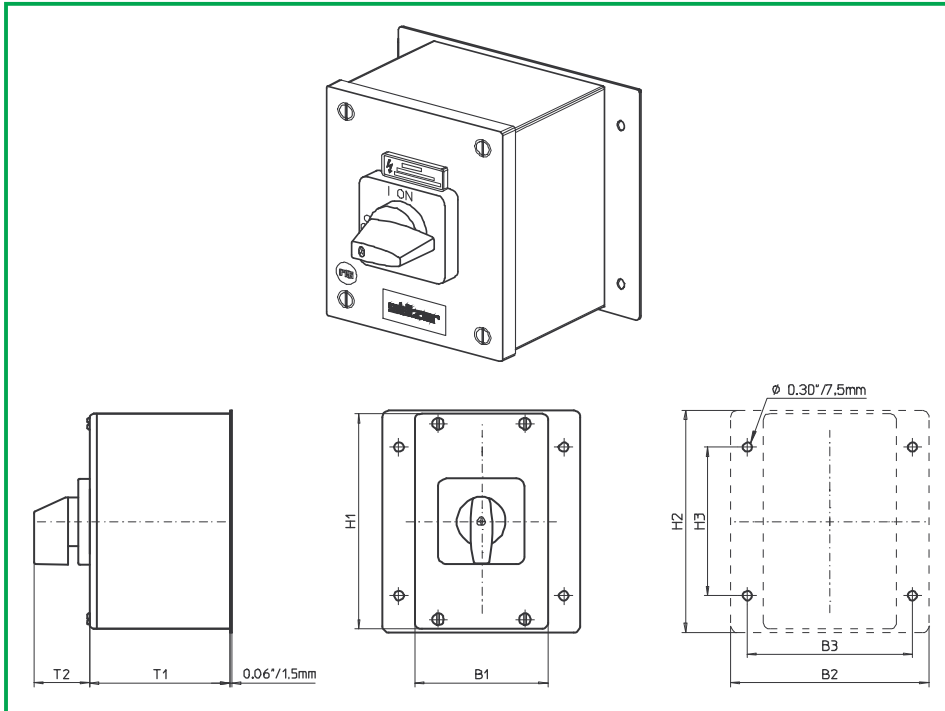
190M1 (IP66)

Complete switch	Poles	Product lines	Rated data (IEC 60947)			Order code number
			Operational current I _e	Operational power at 380–440 V		
			AC-21A A	AC-23A kW	AC-3 kW	
ON-OFF Switches Switching angle 90°	3 ... 4	H200-A	20	5,5	3,7	H216 - 4.... - 190M1
			25	7,5	5,5	H220 - 4.... - 190M1
			32	11	7,5	H226 - 4.... - 190M1
			40	15	11	H233 - 4.... - 190M1

SMD modules for basic switch A02			
Mounting form module for 190M1		H200-A	BFA2 - E9
Enclosure module, mounting form 190M1			SBH2 - 190M1
Legend plate silver, enclosure module 190M1			FAS4 - 9... (FA number)

Dimensions (mm)								
Product line	H1	B1	T1	T2	H2	H3	B2	B3
H200-A	160	160	110	39	165	110	210	185

Enclosed Switches



**Product line
H200-D**

Enclosed switch

**Stainless steel
enclosure
polished**

160 x 160 x 110 mm

with cover interlock
in ON position

without N module(s) in the
enclosure

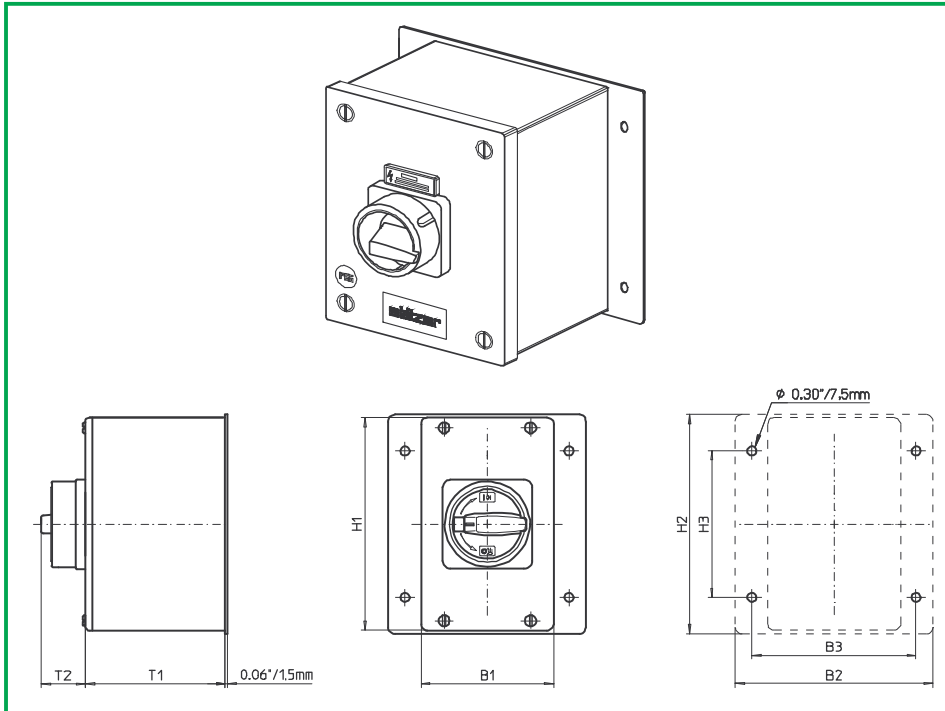
191M1 (IP66)

Complete switch	Poles	Product lines	Rated data (IEC 60947)			Order code number
			Operational current I _e	Operational power at 380–440 V		
			AC-21A A	AC-23A kW	AC-3 kW	
ON-OFF Switches Switching angle 90°	6 ... 8	H200-D	20	5,5	3,7	H216 - 41 ... - 191M1
			25	7,5	5,5	H220 - 41 ... - 191M1
			32	11	7,5	H226 - 41 ... - 191M1
			40	15	11	H233 - 41 ... - 191M1

SMD modules for basic switch A02			
Mounting form module for 191M1		H200-D	BFB2 - E9
Enclosure module, mounting form 191M1			SBH2 - 191M1
Legend plate silver, enclosure module 191M1			FAS4 - 9... (FA number)

Dimensions (mm)								
Product line	H1	B1	T1	T2	H2	H3	B2	B3
H200-D	160	160	110	39	165	110	210	185

Enclosed Switches



**Product line
H200-A**

Enclosed switch

**Stainless steel
enclosure
polished**

160 x 160 x 110 mm

with cover interlock
in ON position

without N module(s) in the
enclosure

192M1 (IP66)

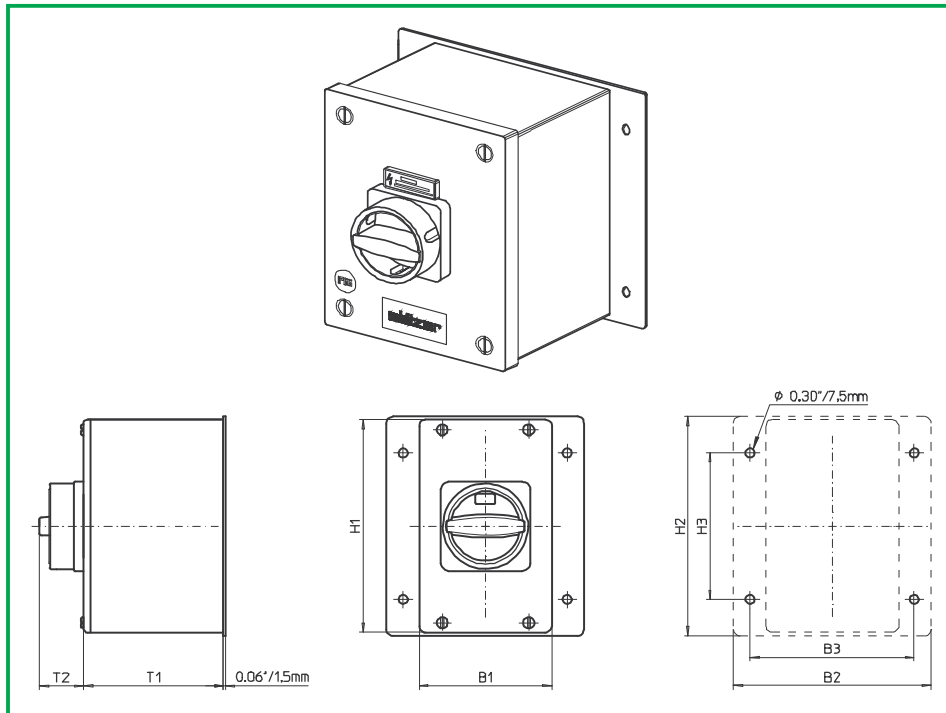
192M4 (IP66)

Complete switch	Poles	Product lines	Rated data (IEC 60947)			Order code number
			Operational current I_e	Operational power at 380–440 V		
			AC-21A A	AC-23A kW	AC-3 kW	
Main Switches OFF position padlockable 09h	3 ... 4	H200-A	20	5,5	3,7	H216 - 4.... - 192M1
			25	7,5	5,5	H220 - 4.... - 192M1
			32	11	7,5	H226 - 4.... - 192M1
			40	15	11	H233 - 4.... - 192M1
Main/Emergency-Off Switches OFF position padlockable 09h	3 ... 4	H200-A	20	5,5	3,7	H216 - 4.... - 192M4
			25	7,5	5,5	H220 - 4.... - 192M4
			32	11	7,5	H226 - 4.... - 192M4
			40	15	11	H233 - 4.... - 192M4

SMD modules for basic switch A02		
Mounting form module for 192M1/ 192M4	H200-A	BFA2 - E9
Enclosure module, mounting form 192M1		SBH2 - 192M1
Enclosure module, mounting form 192M4		SBH2 - 192M4

Dimensions (mm)								
Product line	H1	B1	T1	T2	H2	H3	B2	B3
H200-A	160	160	110	38	165	110	210	185

Enclosed Switches



**Product line
H200-A**

Enclosed switch

**Stainless steel
enclosure
polished**

160 x 160 x 110 mm

with cover interlock
in ON position

without N module(s) in the
enclosure

192N1 (IP66)

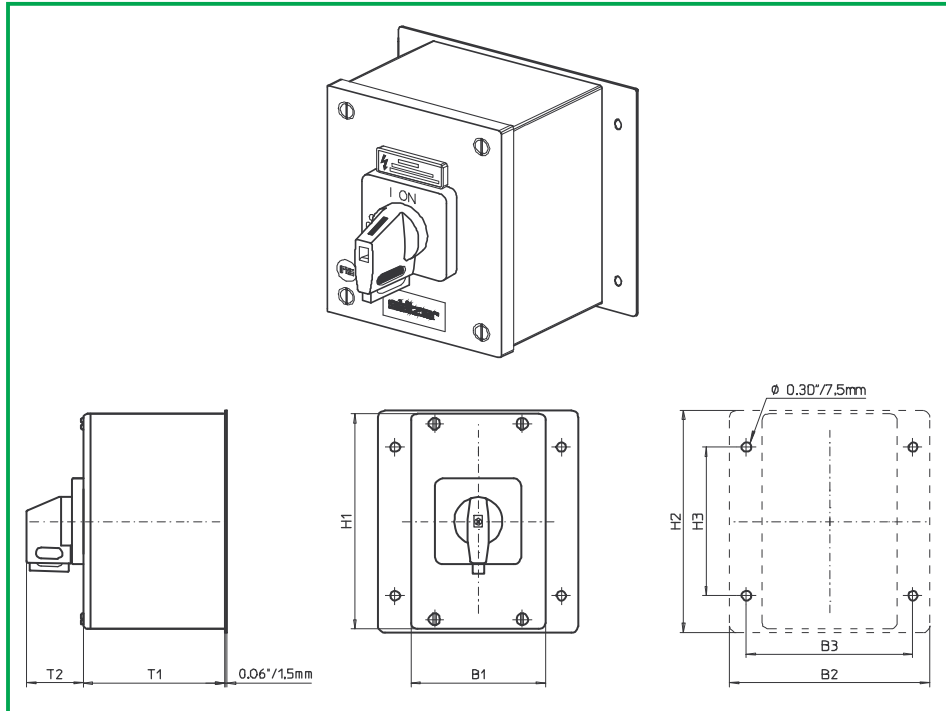
192N4 (IP66)

Complete switch	Poles	Product lines	Rated data (IEC 60947)			Order code number
			Operational current I _e	Operational power at 380–440 V		
			AC-21A A	AC-23A kW	AC-3 kW	
Main Switches OFF position padlockable 09h	3 ... 4	H200-A	20	5,5	3,7	H216 - 4.... - 192N1
			25	7,5	5,5	H220 - 4.... - 192N1
			32	11	7,5	H226 - 4.... - 192N1
			40	15	11	H233 - 4.... - 192N1
Main/Emergency-Off Switches OFF position padlockable 09h	3 ... 4	H200-A	20	5,5	3,7	H216 - 4.... - 192N4
			25	7,5	5,5	H220 - 4.... - 192N4
			32	11	7,5	H226 - 4.... - 192N4
			40	15	11	H233 - 4.... - 192N4

SMD modules for basic switch A02		
Mounting form module for 192N1/ 192N4	H200-A	BFA2 - E9
Enclosure module, mounting form 192N1		SBH2 - 192N1
Enclosure module, mounting form 192N4		SBH2 - 192N4

Dimensions (mm)								
Product line	H1	B1	T1	T2	H2	H3	B2	B3
H200-A	160	160	110	33	165	110	210	185

Enclosed Switches



**Product line
H200-A**

Enclosed switch

**Stainless steel
enclosure
polished**

160 x 160 x 110 mm

with cover interlock
in ON position

without N module(s) in the
enclosure

192V1 (IP66)

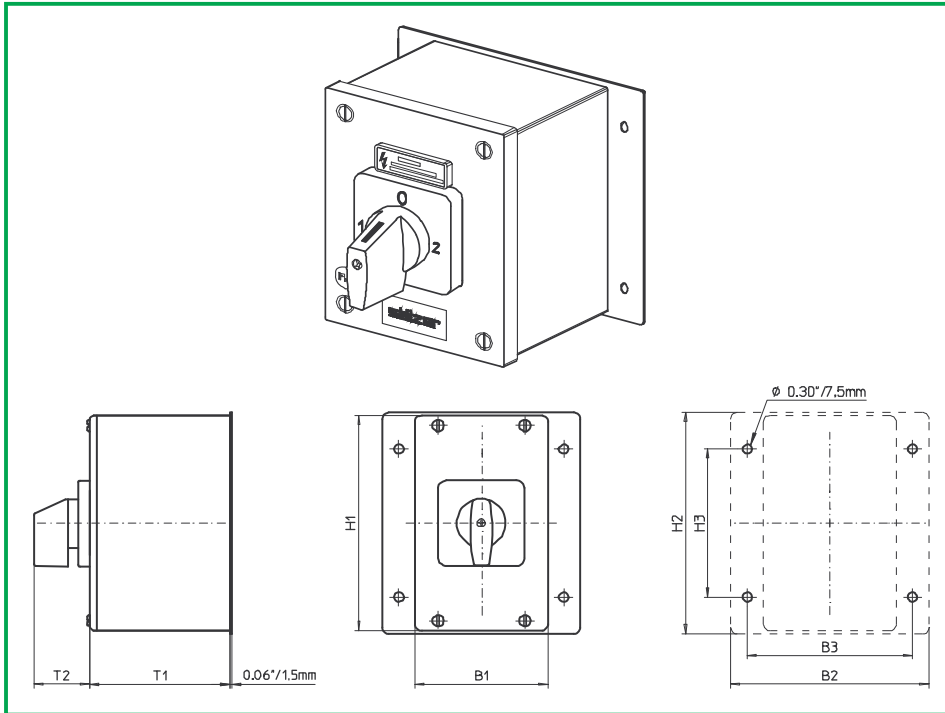
192V4 (IP66)

Complete switch	Poles	Product lines	Rated data (IEC 60947)			Order code number
			Operational current I _e		Operational power at 380–440 V	
			AC-21A A	AC-23A kW	AC-3 kW	
Main Switches OFF position padlockable 09h	3 ... 4	H200-A	20	5,5	3,7	H216 - 4.... - 192V1
			25	7,5	5,5	H220 - 4.... - 192V1
			32	11	7,5	H226 - 4.... - 192V1
			40	15	11	H233 - 4.... - 192V1
Main/Emergency-Off Switches OFF position padlockable 09h	3 ... 4	H200-A	20	5,5	3,7	H216 - 4.... - 192V4
			25	7,5	5,5	H220 - 4.... - 192V4
			32	11	7,5	H226 - 4.... - 192V4
			40	15	11	H233 - 4.... - 192V4

SMD modules for basic switch A02		
Mounting form module for 192V1/ 192V4	H200-A	BFA2 - E9
Enclosure module, mounting form 192V1		SBH2 - 192V1
Enclosure module, mounting form 192V4		SBH2 - 192V4
Legend plate silver, enclosure module 192V1		FAS4 - 9... (FA number)
Legend plate yellow, enclosure module 192V4		FBS4 - 9... (FA number)

Dimensions (mm)								
Product line	H1	B1	T1	T2	H2	H3	B2	B3
H200-A	160	160	110	39	165	110	210	185

Enclosed Switches



**Product line
H200-E**

Enclosed switch

**Stainless steel
enclosure
polished**

160 x 160 x 110 mm

with cover interlock
in ON position

without N module(s) in the
enclosure

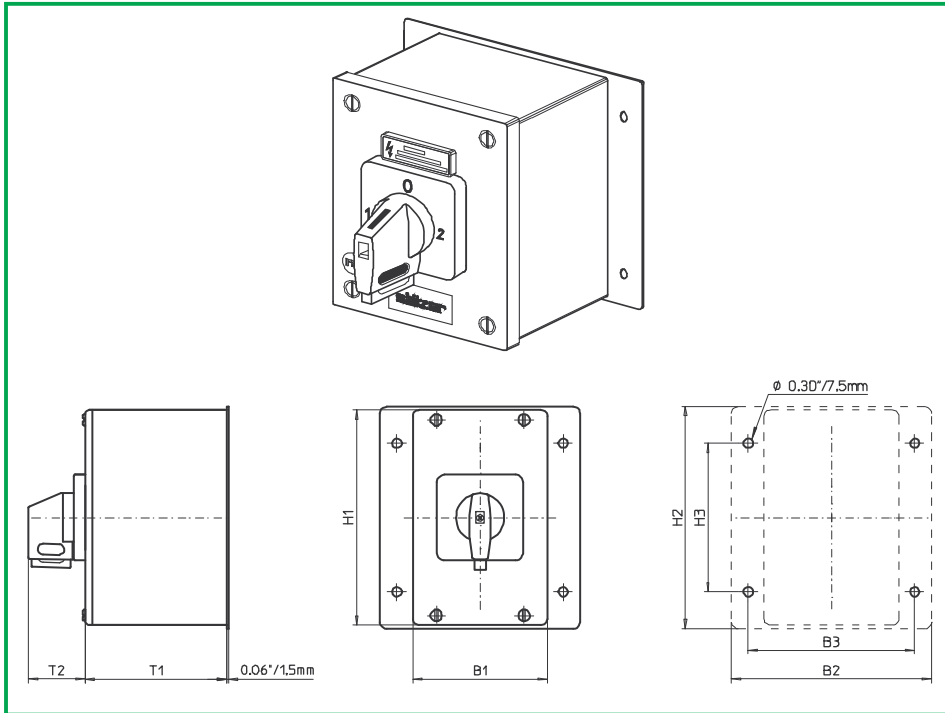
193M1 (IP66)

Complete switch	Poles	Product lines	Rated data (IEC 60947)			Order code number
			Operational current I _e	Operational power at 380–440 V		
			AC-21A A	AC-23A kW	AC-3 kW	
Changeover with OFF Switching angle 90°	3 ... 4	H200-E	20	5,5	3,7	H216 - 71 ... - 193M1
			25	7,5	5,5	H220 - 71 ... - 193M1
			32	11	7,5	H226 - 71 ... - 193M1
			40	15	11	H233 - 71 ... - 193M1

SMD modules for basic switch A02						
Mounting form module for 193M1				H200-E		BFB2 - E9
Enclosure module, mounting form 193M1						SBH2 - 193M1
Legend plate silver, enclosure module 193M1						FAS4 - 9... (FA number)

Dimensions (mm)								
Product line	H1	B1	T1	T2	H2	H3	B2	B3
H200-E	160	160	110	39	165	110	210	185

Enclosed Switches



**Product line
H200-E**

Enclosed switch

**Stainless steel
enclosure
polished**

160 x 160 x 110 mm

with cover interlock
in ON position

without N module(s) in the
enclosure

193V1 (IP66)

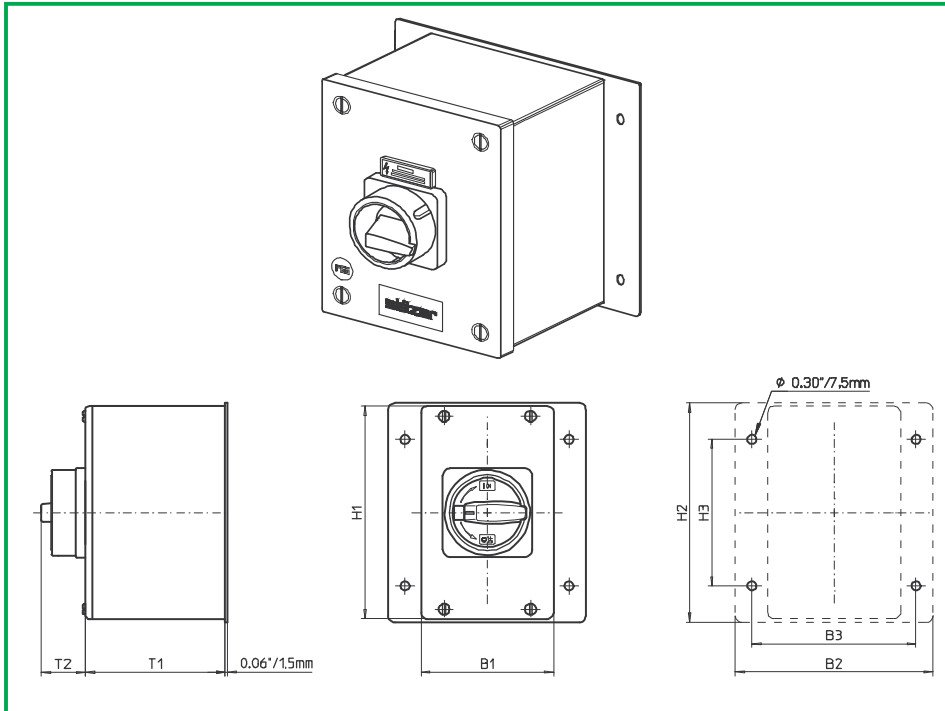
195V1 (IP66)

Complete switch	Poles	Product lines	Rated data (IEC 60947)			Order code number
			Operational current I_e		Operational power at 380–440 V	
			AC-21A A	AC-23A kW		
Changeover with OFF Switching angle 90° OFF position padlockable 12h	3 ... 4	H200-E	20	5,5	3,7	H216 - 71 ... - 193V1
			25	7,5	5,5	H220 - 71 ... - 193V1
			32	11	7,5	H226 - 71 ... - 193V1
			40	15	11	H233 - 71 ... - 193V1
Changeover with OFF Switching angle 90° 3 positions padlockable	3 ... 4	H200-E	20	5,5	3,7	H216 - 71 ... - 195V1
			25	7,5	5,5	H220 - 71 ... - 195V1
			32	11	7,5	H226 - 71 ... - 195V1
			40	15	11	H233 - 71 ... - 195V1

SMD modules for basic switch A02			
Mounting form module for 193V1/ 195V1		H200-E	BFB2 - E9
Enclosure module, mounting form 193V1			SBH2 - 193V1
Enclosure module, mounting form 195V1			SBH2 - 195V1
Legend plate silver, enclosure modules 193V1/ 195V1			FAS4 - 9... (FA number)

Dimensions (mm)								
Product line	H1	B1	T1	T2	H2	H3	B2	B3
H200-E	160	160	110	39	165	110	210	185

Enclosed Switches



**Product line
H200-D**

Enclosed switch

**Stainless steel
enclosure
polished**

160 x 160 x 110 mm

with cover interlock
in ON position

without N module(s) in the
enclosure

194M1 (IP66)

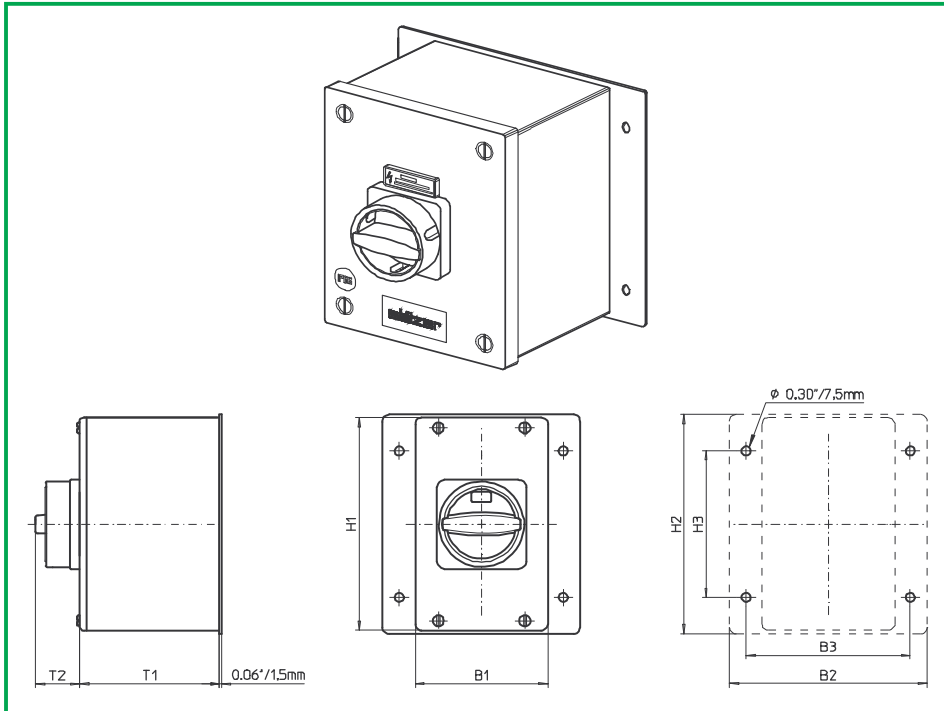
194M4 (IP66)

Complete switch	Poles	Product lines	Rated data (IEC 60947)			Order code number
			Operational current I _e	Operational power at 380–440 V		
			AC-21A A	AC-23A kW	AC-3 kW	
Main Switches OFF position padlockable 09h	6 ... 8	H200-D	20	5,5	3,7	H216 - 41 ... - 194M1
			25	7,5	5,5	H220 - 41 ... - 194M1
			32	11	7,5	H226 - 41 ... - 194M1
			40	15	11	H233 - 41 ... - 194M1
Main/Emergency-Off Switches OFF position padlockable 09h	6 ... 8	H200-D	20	5,5	3,7	H216 - 41 ... - 194M4
			25	7,5	5,5	H220 - 41 ... - 194M4
			32	11	7,5	H226 - 41 ... - 194M4
			40	15	11	H233 - 41 ... - 194M4

SMD modules for basic switch A02			
Mounting form module for 194M1/ 194M4		H200-D	BFB2 - E9
Enclosure module, mounting form 194M1			SBH2 - 194M1
Enclosure module, mounting form 194M4			SBH2 - 194M4

Dimensions (mm)								
Product line	H1	B1	T1	T2	H2	H3	B2	B3
H200-D	160	160	110	38	165	110	210	185

Enclosed Switches



**Product line
H200-D**

Enclosed switch

**Stainless steel
enclosure
polished**

160 x 160 x 110 mm

with cover interlock
in ON position

without N module(s) in the
enclosure

194N1 (IP66)

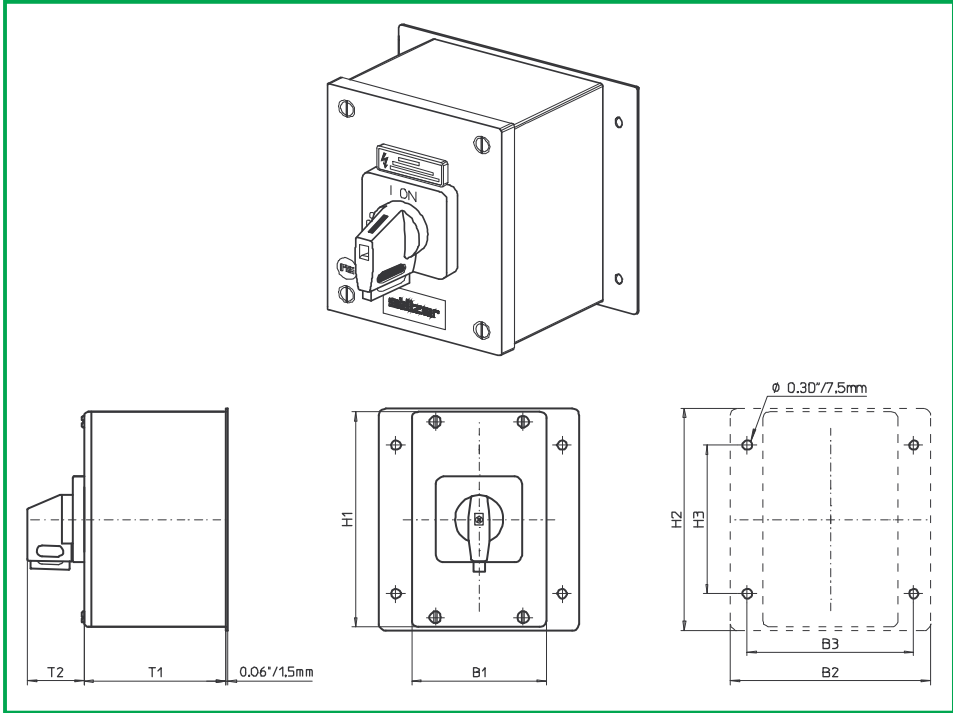
194N4 (IP66)

Complete switch	Poles	Product lines	Rated data (IEC 60947)			Order code number
			Operational current I_e		Operational power at 380–440 V	
			AC-21A A	AC-23A kW		
Main Switches OFF position padlockable 09h	6 ... 8	H200-D	20	5,5	3,7	H216 - 41 ... - 194N1
			25	7,5	5,5	H220 - 41 ... - 194N1
			32	11	7,5	H226 - 41 ... - 194N1
			40	15	11	H233 - 41 ... - 194N1
Main/Emergency-Off Switches OFF position padlockable 09h	6 ... 8	H200-D	20	5,5	3,7	H216 - 41 ... - 194N4
			25	7,5	5,5	H220 - 41 ... - 194N4
			32	11	7,5	H226 - 41 ... - 194N4
			40	15	11	H233 - 41 ... - 194N4

SMD modules for basic switch A02			
Mounting form module for 194N1/ 194N4		H200-D	BFB2 - E9
Enclosure module, mounting form 194N1			SBH2 - 194N1
Enclosure module, mounting form 194N4			SBH2 - 194N4

Dimensions (mm)								
Product line	H1	B1	T1	T2	H2	H3	B2	B3
H200-D	160	160	110	33	165	110	210	185

Enclosed Switches



Product line
H200-D

Enclosed switch

Stainless steel enclosure polished

160 x 160 x 110 mm

with cover interlock in ON position

without N module(s) in the enclosure

194V1 (IP66)

194V4 (IP66)

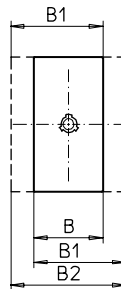
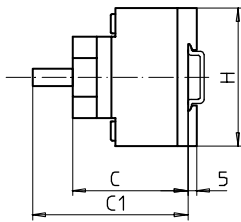
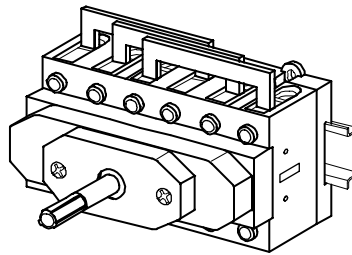
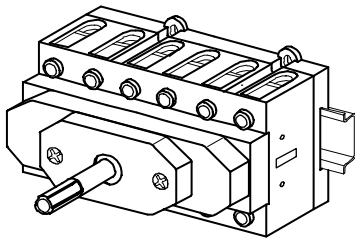
Complete switch	Poles	Product lines	Rated data (IEC 60947)			Order code number
			Operational current I _e	Operational power at 380–440 V		
			AC-21A A	AC-23A kW	AC-3 kW	
Main Switches OFF position padlockable 09h	6 ... 8	H200-D	20	5,5	3,7	H216 - 41 ... - 194V1
			25	7,5	5,5	H220 - 41 ... - 194V1
			32	11	7,5	H226 - 41 ... - 194V1
			40	15	11	H233 - 41 ... - 194V1
Main/Emergency-Off Switches OFF position padlockable 09h	6 ... 8	H200-D	20	5,5	3,7	H216 - 41 ... - 194V4
			25	7,5	5,5	H220 - 41 ... - 194V4
			32	11	7,5	H226 - 41 ... - 194V4
			40	15	11	H233 - 41 ... - 194V4

SMD modules for basic switch A02			
Mounting form module for 194V1/ 194V4		H200-D	BFB2 - E9
Enclosure module, mounting form 194V1			SBH2 - 194V1
Enclosure module, mounting form 194V4			SBH2 - 194V4
Legend plate silver, enclosure module 194V1			FAS4 - 9... (FA number)
Legend plate yellow, enclosure module 194V4			FBS4 - 9... (FA number)

Dimensions (mm)								
Product line	H1	B1	T1	T2	H2	H3	B2	B3
H200-D	160	160	110	39	165	110	210	185

Switch Modules

sälzer



Product lines
H200-D/ -E

Switch modules
for mounting forms 470

Base mounting
Snap on mounting
on DIN rail 35 mm

EA (IP20)

Available Switching programmes (as well with auxiliary/ main contact modules)	Poles	Product lines	Rated data (IEC 60947)			Order code number (Switching programme to be added)
			Operational current I _e AC-21A A	Operational power at 380–440 V AC-23A kW	AC-3 kW	
ON-OFF Switches Switching positions 0-1 Switching angle 90°	6... 8	H200-D	20	5,5	3,7	H216 - 41 ... - EA
			25	7,5	5,5	H220 - 41 ... - EA
			32	11	7,5	H226 - 41 ... - EA
			40	15	11	H233 - 41 ... - EA
Changeover with OFF Switching positions 1-0-2 Switching angle 90°	3 ... 4	H200-E	20	5,5	3,7	H216 - 71 ... - EA
			25	7,5	5,5	H220 - 71 ... - EA
			32	11	7,5	H226 - 71 ... - EA
			40	15	11	H233 - 71 ... - EA

Dimensions (mm)

Modules	H	C	C1	B	B1	B2
H200-D/ -E	70	62	81	72	84	96

Switch Modules

sälzer

Product lines
H200-A/ -B/ -D/ -E

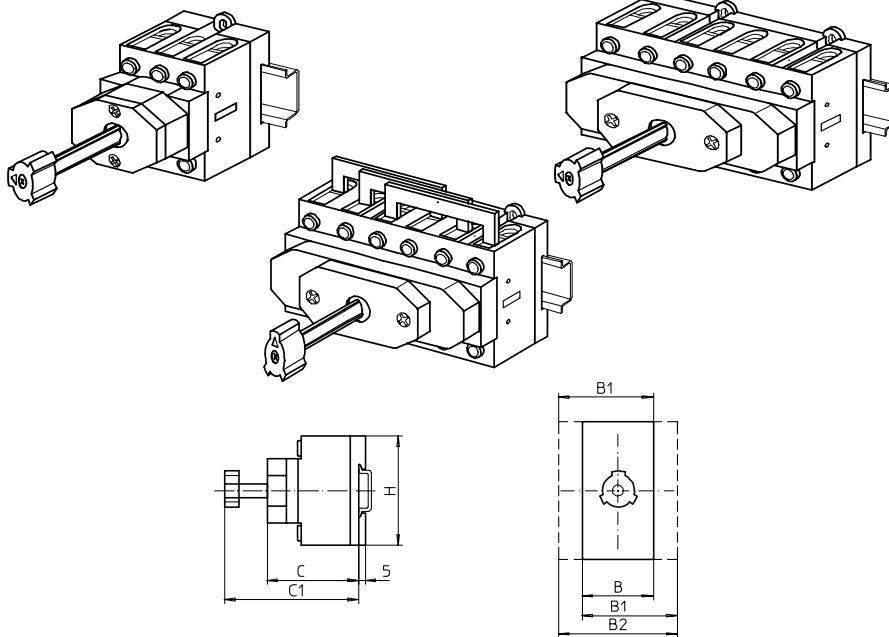
Switch modules

for mounting forms
086/087
096er/ 097er
186/187/188/189
196/197/198/199

Base mounting

Snap on mounting
on DIN rail 35 mm

ED (IP20)



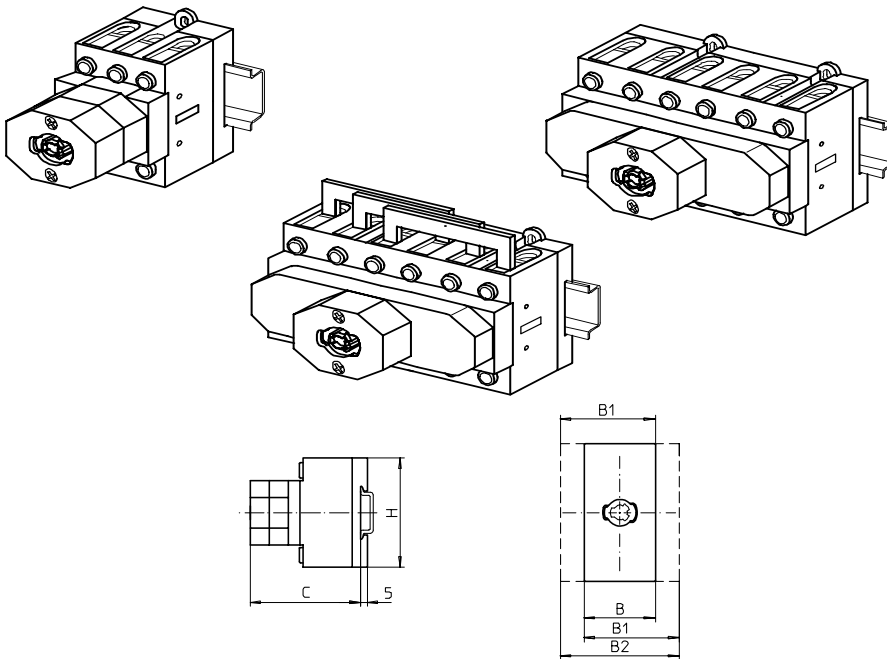
Available Switching programmes (as well with auxiliary/ main contact modules)	Poles	Product lines	Rated data (IEC 60947)			Order code number (Switching programme to be added)
			Operational current I _e AC-21A A	Operational power at 380–440 V AC-23A kW	AC-3 kW	
ON-OFF Switches Switching positions 0-1 Switching angle 90°	3 ... 8	H200-A/ -D	20	5,5	3,7	H216 - 41 ... - ED
			25	7,5	5,5	H220 - 41 ... - ED
			32	11	7,5	H226 - 41 ... - ED
			40	15	11	H233 - 41 ... - ED
			63	22	18,5	H263 - 41 ... - ED
Changeover with OFF Switching positions 1-0-2 Switching angle 90°	3 ... 4	H200-E	20	5,5	3,7	H216 - 71 ... - ED
			25	7,5	5,5	H220 - 71 ... - ED
			32	11	7,5	H226 - 71 ... - ED
			40	15	11	H233 - 71 ... - ED

Dimensions (mm)

Modules	H	C	C1	B	B1	B2
H200-A	70	54	81	36	48	60
H200-B	70	54	81	50	69	88
H200-D/ -E	70	62	81	72	84	96

Switch Modules

sälzer



Product lines
H200-A/ -B/ -D/ -E

Switch modules
for mounting forms
700/710/720

Base mounting
Snap on mounting
on DIN rail 35 mm

E7 (IP20)

Available Switching programmes (as well with auxiliary/ main contact modules)	Poles	Product lines	Rated data (IEC 60947)			Order code number (Switching programme to be added)
			Operational current I_e AC-21A A	Operational power at 380–440 V AC-23A kW	AC-3 kW	
ON-OFF Switches Switching positions 0-1 Switching angle 90°	3 ... 8	H200-A/ -D	20	5,5	3,7	H216 - 41 ... - E7
			25	7,5	5,5	H220 - 41 ... - E7
			32	11	7,5	H226 - 41 ... - E7
			40	15	11	H233 - 41 ... - E7
		H200-B	63	22	18,5	H263 - 41 ... - E7
Changeover with OFF Switching positions 1-0-2 Switching angle 90°	3 ... 4	H200-E	20	5,5	3,7	H216 - 71 ... - E7
			25	7,5	5,5	H220 - 71 ... - E7
			32	11	7,5	H226 - 71 ... - E7
			40	15	11	H233 - 71 ... - E7

Dimensions (mm)

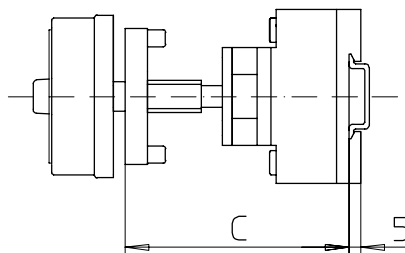
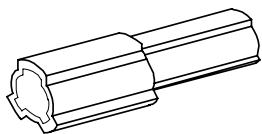
Modules	H	C	B	B1	B2
H200-A	70	63	36	48	60
H200-B	70	63	50	69	88
H200-D/ -E	70	71	72	84	96



Section D

	Page	
	from	to
Shaft extensions	D1-1	D1-4
Covers	D2-1	D2-2
Additional top escutcheon plates	D3-1	D3-2
Assembly tool	D4-1	D4-1
Mounting sets	D5-1	D5-2

Originator: Sälzer Electric GmbH · Product Data Management (PDM) · 09306 Rochlitz (Germany)
 Copyright reserved by Sälzer Electric GmbH. This document replaces all previous issues.
 Valid until a new version is published. Changes and revisions reserved.



Product lines
H200-A/ -B/ -D/ -E

Modular shaft extension

For mounting forms with
Base mounting switches
Door clutch

Four hole mounting
Front

AVD2

Modular shaft extensions for use with door clutch

Dimension C (internal depth, inside of door to top of DIN rail)

Dimension	H200-A/ -B	H200-D/ -E	No.	Order code number
0	092 ... 109 mm	100 ... 117 mm	-	-
1	110 ... 134 mm	118 ... 142 mm	1	AVD2
2	135 ... 159 mm	143 ... 167 mm	2	AVD2
3	160 ... 184 mm	168 ... 192 mm	3	AVD2
4	185 ... 209 mm	193 ... 217 mm	4	AVD2

Product lines H200

AVD2 is suitable to extend the shaft:

231M1/ 231M4

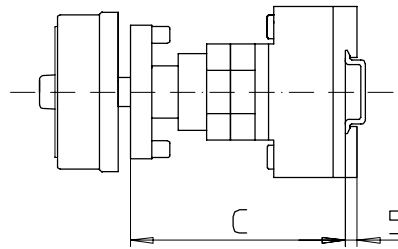
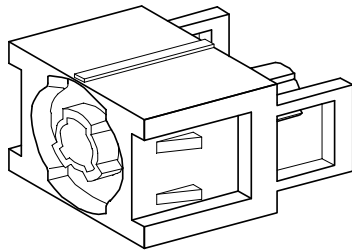
232M1/ 232M4
232N1/ 232N4
232V1/ 232V4

237M1/ 237M4
237N1/ 237N4
237V1/ 237V4

241M1

247M1

246V1/ 247V1



Product lines
H200-A/ -B/ -D/ -E

Modular shaft extension

For mounting forms with
Base mounting switches
Door interlock

Four hole mounting
Front

AVC2 - .

Modular shaft extensions for use with door interlock

Dimension C (internal depth, inside of door to top of DIN rail)

Dimension	H200-A/ -B	H200-D/ -E	No.	Order code number
0	092 ... 107 mm	100 ... 115 mm	-	-
1	114 ... 132 mm	122 ... 140 mm	1	AVC2 - 1
2	139 ... 157 mm	147 ... 165 mm	1	AVC2 - 2
3	164 ... 182 mm	172 ... 190 mm	1	AVC2 - 3
4	189 ... 207 mm	197 ... 215mm	1	AVC2 - 4

Product lines H200

AVC2-. is suitable to extend the shaft:

without N/PE
connection links

234M1/ 234M4
234N1/ 234N4
234V1/ 234V4

235M1/ 235M4

238M1/ 238M4
238N1/ 238N4
238V1/ 238V4

242M1

248M1

248V1/ 249V1

with N/PE
connection links

534M1/ 534M4
534N1/ 534N4
534V1/ 534V4

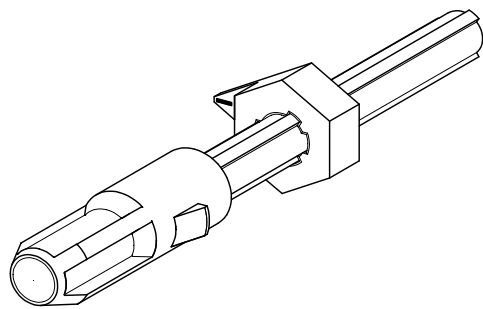
535M1/ 535M4

538M1/ 538M4
538N1/ 538N4
538V1/ 538V4

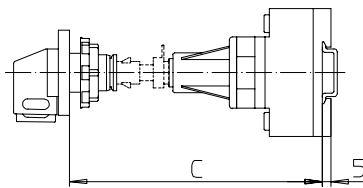
542M1

548M1

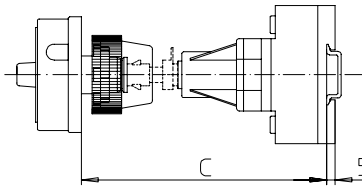
548V1/ 549V1



Door clutch



Door interlock



Product lines
H200-A/ -B/ -D/ -E

Metal shaft extension

For mounting forms with
Base mounting switches
Door clutch or
Door interlock

Single hole mounting
ø 22,5 mm front

AVA8 - . . .

Metal shaft extension for mounting forms with door clutch or door interlock and single hole mounting ø 22,5 mm front

Dimension C (internal depth, outside of door to top of DIN rail)

H200-A / -B	H200-D/ -E	Order code number
155 ... 173 mm	163 ... 181 mm	AVA8 - 065
174 ... 198 mm	182 ... 206 mm	AVA8 - 090
199 ... 223 mm	207 ... 231 mm	AVA8 - 115
224 ... 248 mm	232 ... 256 mm	AVA8 - 140
249 ... 273 mm	257 ... 281 mm	AVA8 - 165
274 ... 298 mm	282 ... 306 mm	AVA8 - 190
299 ... 323 mm	307 ... 331 mm	AVA8 - 215
324 ... 348 mm	332 ... 356 mm	AVA8 - 240
349 ... 373 mm	357 ... 381 mm	AVA8 - 265
374 ... 398 mm	382 ... 406 mm	AVA8 - 290
399 ... 423 mm	407 ... 431 mm	AVA8 - 315
424 ... 448 mm	432 ... 456 mm	AVA8 - 340
449 ... 473 mm	457 ... 481 mm	AVA8 - 365
474 ... 498 mm	482 ... 506 mm	AVA8 - 390
499 ... 523 mm	507 ... 531 mm	AVA8 - 415
524 ... 548 mm	532 ... 556 mm	AVA8 - 440
549 ... 573 mm	557 ... 581 mm	AVA8 - 465
574 ... 598 mm	582 ... 606 mm	AVA8 - 490
599 ... 623 mm	607 ... 631 mm	AVA8 - 515
624 ... 643 mm	632 ... 656 mm	AVA8 - 540

Product lines H200

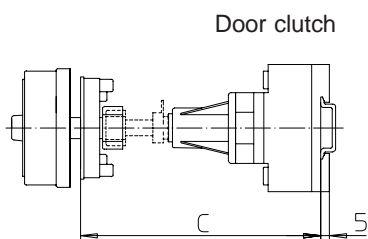
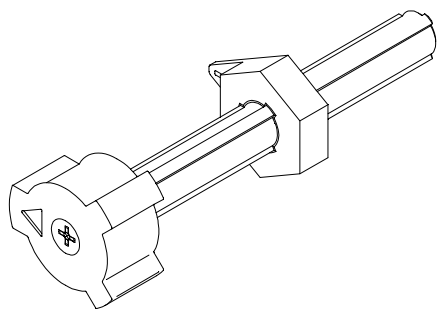
AVA8-... is suitable to extend the shaft:

Door clutch

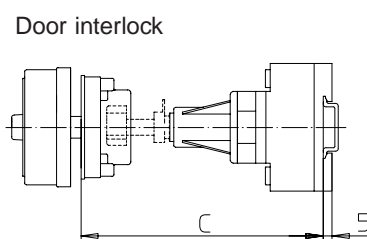
280M1/ 280M4
280N1/ 280N4
280V1/ 280V4
282M1
284M1
284V1/ 290V1
286M1/ 286M4
288V1/ 288V4

Door interlock

281M1/ 281M4
281N1/ 281N4
281V1/ 281V4
283M1
285M1
285V1/ 291V1
287M1/ 287M4
289V1/ 28V4



Door clutch



Door interlock

Product lines
H200-A/ -B/ -D/ -E

Metal shaft extension

For mounting forms with
Base mounting
switches
Door clutch or
Door interlock

Four hole mounting
Front

AVB8 - ...

Metal shaft extension for mounting forms with door clutch or door interlock and four hole mounting

Dimension C (internal depth, inside of door to top of DIN rail)

H200-A/ -B	H200-D/ -E	Order code number
140 ... 164 mm	148 ... 172 mm	AVB8 - 065
165 ... 189 mm	173 ... 197 mm	AVB8 - 090
190 ... 214 mm	198 ... 222 mm	AVB8 - 115
215 ... 239 mm	223 ... 247 mm	AVB8 - 140
240 ... 264 mm	248 ... 272 mm	AVB8 - 165
265 ... 289 mm	273 ... 297 mm	AVB8 - 190
290 ... 314 mm	298 ... 322 mm	AVB8 - 215
315 ... 339 mm	323 ... 347 mm	AVB8 - 240
340 ... 364 mm	348 ... 372 mm	AVB8 - 265
365 ... 389 mm	373 ... 397 mm	AVB8 - 290
390 ... 414 mm	398 ... 422 mm	AVB8 - 315
415 ... 439 mm	423 ... 447 mm	AVB8 - 340
440 ... 464 mm	448 ... 472 mm	AVB8 - 365
465 ... 489 mm	473 ... 497 mm	AVB8 - 390
490 ... 514 mm	498 ... 522 mm	AVB8 - 415
515 ... 539 mm	523 ... 547 mm	AVB8 - 440
540 ... 564 mm	548 ... 572 mm	AVB8 - 465
565 ... 589 mm	573 ... 597 mm	AVB8 - 490
590 ... 614 mm	598 ... 622 mm	AVB8 - 515
615 ... 639 mm	623 ... 649 mm	AVB8 - 540

Product lines H200

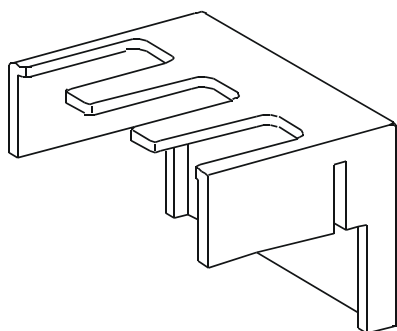
AVB8-... is suitable to extend the shaft:

Door clutch

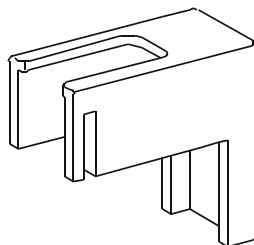
431M1/ 431M4
441M1
442N1
446V1/ 447V1
432M1/ 432M4
432N1/ 432N4
432V1/ 432V4
437M1/ 437M4
437N1/ 437N4
437V1/ 437V4

Door interlock

435M1/ 435M4
481M1
482N1
449V1/ 482V1
483M1/ 483M4
483N1/ 483N4
483V1/ 483V4
484M1/ 484M4
484N1/ 484N4
484V1/ 484V4



TCA2



TCB2

Product lines
H200-A/ -D

Terminal covers

for ON-OFF Switches

Front or base mounting

TCA2 / TCB2

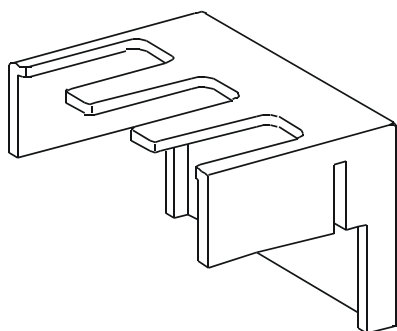
Terminal covers

Product lines H200-A and H200-D
Main/Emergency-Off Switches

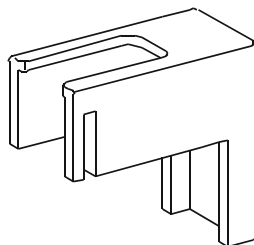
Order code number

Switching programmes from ... up to ...	TCA2 number	TCB2 number	Total number	Terminal cover	
				3 pole	1 pole
41300 41340	1	0	1	TCA2	-
41400 41420	1	1	2	TCA2	TCB2
41600 41640	2	0	2	TCA2	-
41800 41800	2	2	4	TCA2	TCB2

Accessories



TCC2



TCD2

**Product line
H200-B**

Terminal covers

for ON-OFF Switches

Front or base mounting

TCC2 / TCD2

Terminal covers

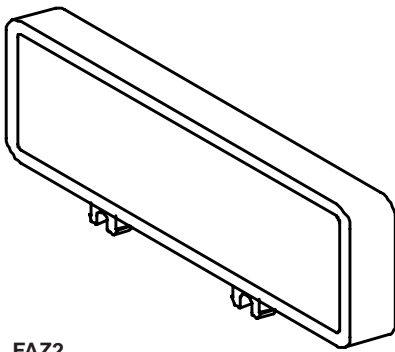
Product line H200-B
Main/Emergency-Off Switches

**Order code
number**

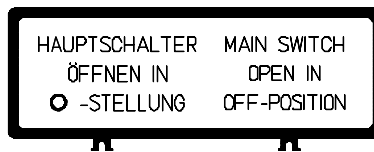
Switching programmes from ... up to ...	TCC2 number	TCD2 number	Total number	Terminal cover	
				3 pole	1 pole
41300 41340	1	0	1	TCC2	-
41400 41420	1	1	2	TCC2	TCD2

Accessories

sälzer



FAZ2
Escutcheon frame plate black
(without legend plate)



FAZ2 - 8041

Product lines
H200-A/ -B/ -D/ -E

**Additional top
escutcheon plates**

to put on escutcheons
and padlock devices
(also in connection with
enclosures)

FAZ2 -

Additional top escutcheon plates

with additional inscription to be clipped on the escutcheon an padlock devices

Escutcheon frame plate black, legend plate silver, without inscription (can be engraved)
Escutcheon frame plate black, legend plate silver, inscription FA 8...*
Escutcheon frame plate black, legend plate silver, special engraving
Escutcheon frame plate black, legend plate yellow, without inscription (can be engraved)
Escutcheon frame plate black, legend plate yellow, inscription FA 8...*
Escutcheon frame plate black, legend plate yellow, special engraving
Escutcheon frame plate black (without legend plate)

FAZ2 - 8000
FAZ2 - 8 . . .
FAZ2 - (special no.)
FBZ2 - 8000
FBZ2 - 8 . . .
FBZ2 - (special no.)
FAZ2

Legend plates

Legend plate silver without inscription (can be engraved)
Legend plate silver, inscription FA 8...*
Legend plate silver, special engraving
Legend plate yellow without inscription (can be engraved)
Legend plate yellow, inscription FA 8...*
Legend plate yellow, special engraving

FAS2 - 8000
FAS2 - 8 . . .
FAS2 - (special no.)
FBS2 - 8000
FBS2 - 8 . . .
FBS2 - (special no.)

* inscription FA 8... see next page

HAUPTSCHALTER MAIN SWITCH
 ÖFFNEN IN OPEN IN
 O-STELLUNG OFF-POSITION

Example: Legend plate silver **FAS2 - 8041**
 for top escutcheon plate FAZ2-8041

Product lines
H200-A/ -B/ -D/ -E

Legend plates
 for additional top
 escutcheon plates

FAS2 - 8 ...
FBS2 - 8 ...

Legend plates for additional top escutcheon plates

legend plate silver without inscription (can be engraved)
 legend plate silver, inscription FA 8...
 legend plate silver, special engraving

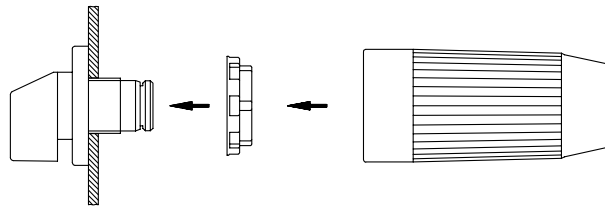
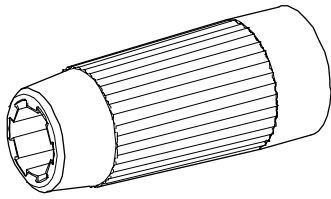
legend plate yellow without inscription (can be engraved)
 legend plate yellow, inscription FA 8...
 legend plate yellow, special engraving

FAS2 - 8000
FAS2 - 8 ...
FAS2 - (special no.)

FBS2 - 8000
FBS2 - 8 ...
FBS2 - (special no.)

Legend plates, inscription FA 8...

	HAUPTSCHALTER FA 8001	MAIN SWITCH FA 8002	NETZSCHALTER FA 8003	WAHLSCHALTER FA 8004	SELECTOR FA 8005
BETRIEBSART FA 8006	ISOLATOR FA 8007	GLEISWAHL FA 8008	STEUERUNG FA 8009	FEIN FA 8010	GROB FA 8011
PUMPE FA 8012	NOT-AUS FA 8013	SYNCHRONIZING FA 8014	WATTMETER FA 8015	AMMETER FA 8016	VOLTMETER AMMETER FA 8017
VOLTMETER FA 8018	MOTOR CONTROL FA 8019	HEIZUNG FA 8021	KEUZSCHAKELAAR FA 8023	SCHWEISSEN FA 8024	GLÄTTUNG FA 8025
EMERGENCY OFF FA 8026	TURVAKYTKIN FA 8027	HAUPTSCHALTER NUR IN STELLUNG ÖFFNEN FA 8028	MAIN SWITCH OPEN ONLY IN POSITION "OFF" FA 8029	INTERRUTTORE GENERALE ARRIARE SOLO MANIPOLA SU ZERO FA 8030	INTERRUPTEUR PRINCIPAL OUVRIRE EN POSITION O SEULEMENT FA 8031
VOLTIMETRO FA 8032	AMPERIMETRO FA 8033	VATIMETRO FA 8034	CONTROL FA 8035	BOMBA FA 8036	INTERRUPTOR FA 8037
CALEFACCION FA 8038	HOOFDSCHAKELAAR ALLEEN IN O - STAND OPENEN FA 8039	INTERRUPTOR PRINCIPAL ABRIR SOLO EN POSICION O FA 8040	HAUPTSCHALTER MAIN SWITCH ÖFFNEN IN OPEN IN O-STELLUNG OFF-POSITION FA 8041	DANGER ISOLATE MAIN SUPPLY BEFORE REMOVING COVER FA 8042	HUVUDBRYTARE FA 8044
HLAVNÍ VYPÍNAČ FA 8045	HLAVNÍ VYPÍNAČ OTEVŘIT POUZE V POLOZE O FA 8046				



Product lines
H200-A/ -B/ -C/ -D/ -E

Assembly tool

For switches with
single hole mounting
ø 22,5 mm and ø 30,5 mm

218098

Assembly tool

Suitable for a **fast assembly of the single hole mounting** together with escutcheon/padlock device resp. door clutch/door interlock on mounting forms:

203V1
204M1, 204V4
205M1, 205M4
206M1, 206M4

206N1, 206N4
206V1, 206V4
208M1
209M1

213V1
214M1, 214V1
215V1, 215V4
215M1, 215M4

216M1, 216M4
216N1, 216N4
216V1, 216V4
218M1

219M1
226V1, 226V4

280M1, 280M4
280N1, 280N4
280V1, 280V4
281M1, 281M4

281N1, 281N4
281V1, 281V4
282M1
283M1

285M1, 285V1
284M1, 284V1
286M1, 286M4
287M1, 287M4

288V1, 288V4
289V1, 289V4
290V1
291V1

311M1, 311M4
311N1, 311N4

312M1, 312M4
312N1, 312N4
313M1, 313M4
313N1, 313N4

314M1, 314M4
314N1, 314N4
315M1, 315M4
315N1, 315N4

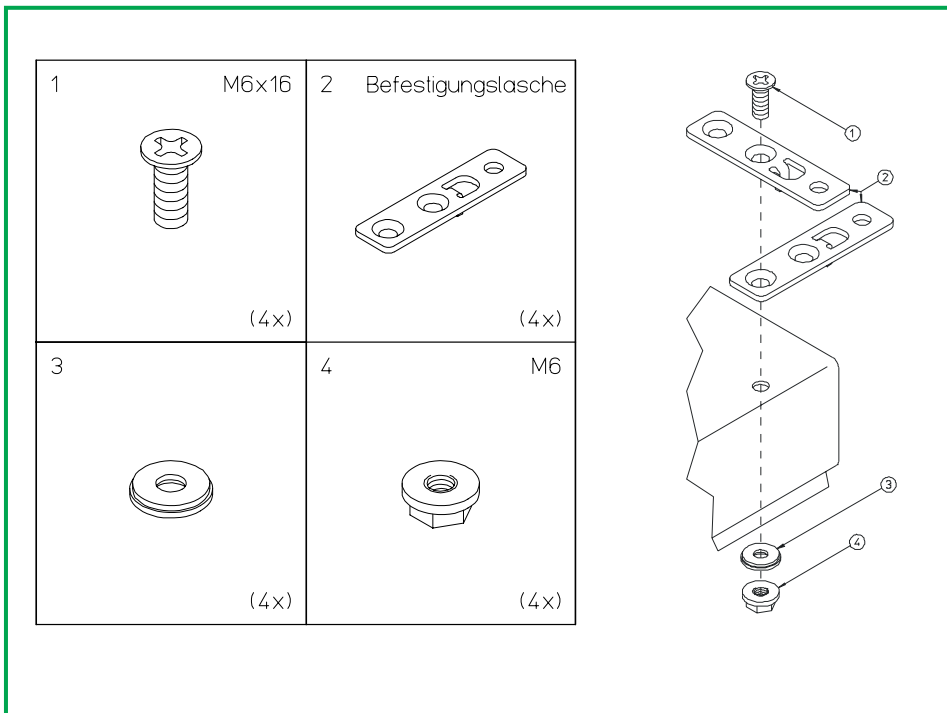
316M1, 316M4
316N1, 316N4
317M1, 317M4
317N1, 317N4

318M1, 318M4
318N1, 318N4
319M1, 319M4
319N1, 319N4

320M1, 320M4
320N1, 320N4

Accessories

sälzer



**Product lines
H200-A/ -E**

Mounting plate

**1 set per
mild steel enclosure**

Size of enclosure
150 x 150 x 120 mm
200 x 150 x 120 mm

SAX1

Mounting plate – 1 Set –

Suitable for **mounting the mild steel enclosure on walls etc.** for mounting forms:

150x150x120mm

086M1
087M1, 087M4
087N1, 087N4
087V1, 087V4

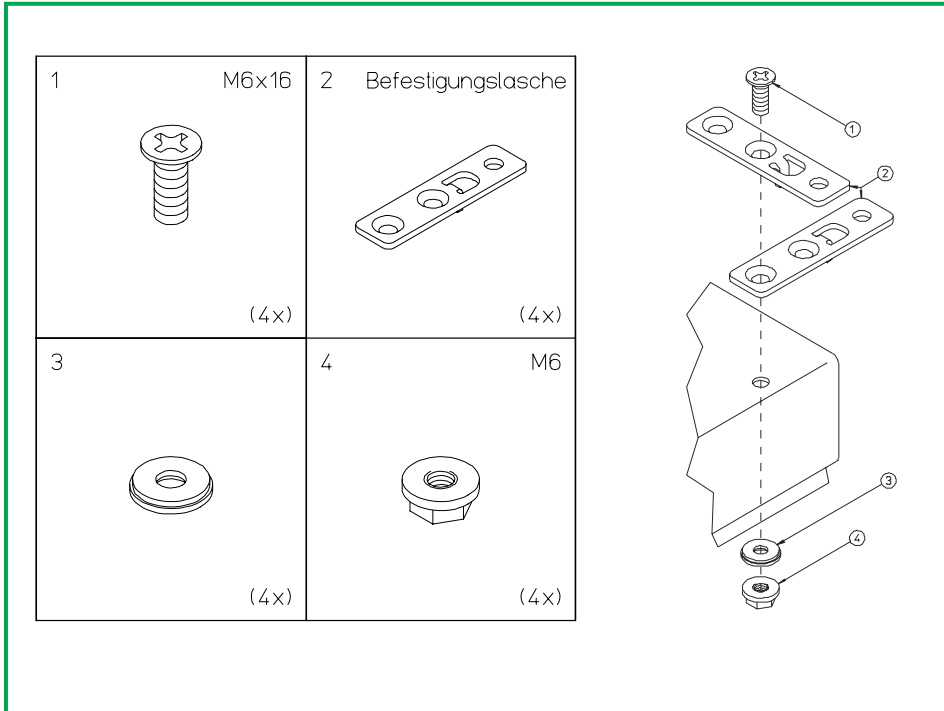
200x150x120mm

186M1, 186V1
187M1, 187M4
187N1, 187N4
187V1, 187V4

188M1, 188V1

Accessories

sälzer



**Product lines
H200-A/ -E**

Mounting plate

**1 set per
stainless steel
enclosure**

**Size of enclosure
150 x 150 x 120 mm
200 x 150 x 120 mm**

SBX1

Mounting plate – 1 Set –

Suitable for **mounting the stainless steel enclosure on walls etc.** for mounting forms:

150x150x120mm

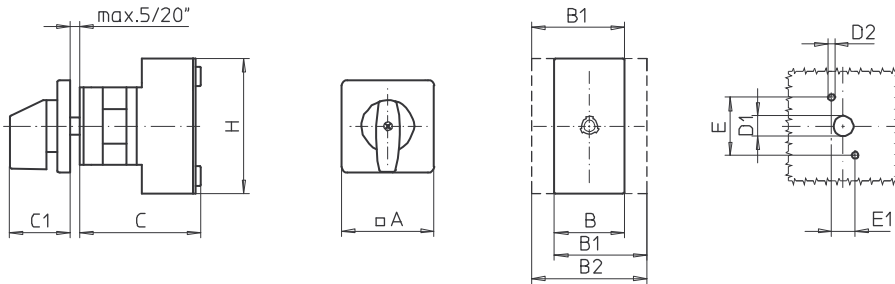
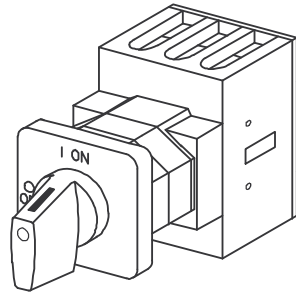
096M1
097M1, 097M4
097N1, 097N4
097V1, 087V4

200x150x120mm

196M1, 196V1
197M1, 197M4
197N1, 197N4
197V1, 197V4

198M1, 198V1

Front Mounting Switches



**Product lines
H200-A**

Front mounting switch

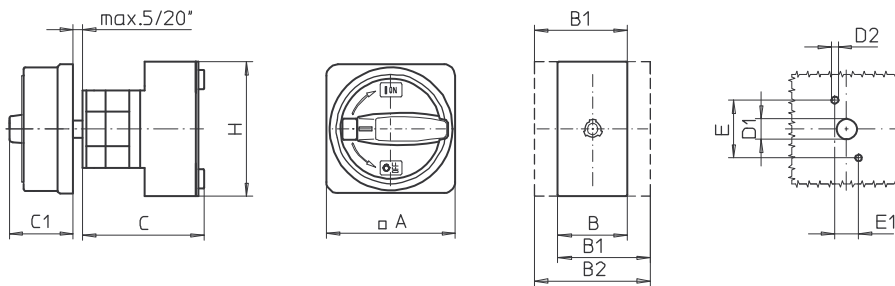
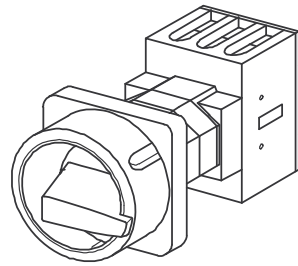
Two hole mounting
30 x 12,2 mm

M-operator module
48 x 48 mm

503M1 (IP66)

Complete switch	Poles	Product lines	Rated data (IEC 60947)			Order code number					
			Operational current I _e	Operational power at 380–440 V							
			AC-21A A	AC-23A kW	AC-3 kW						
ON-OFF Switches Switching angle 90°	3 ... 4	H200-A	20	5,5	3,7	H216 - 41 ... - 503M1					
			25	7,5	5,5	H220 - 41 ... - 503M1					
			32	11	7,5	H226 - 41 ... - 503M1					
			40	15	11	H233 - 41 ... - 503M1					
SMD modules for basic switch A01											
Mounting form module for 503M1				H200-A		BFA2 - 503					
M-operator module 48 x 48 mm, mounting form 503M1 Escutcheon black, handle black				H200-A		2UM1					
Legend plate silver, operator module 503M1						FAS2 - 9... (FA number)					
Dimensions (mm)											
Product lines	A	B	B1	B2	C	C1	D1	D2	E	E1	H
H200-A	48	36	48	60	64	32	12	3,5	30	12,2	70

Front Mounting Switches



Product lines
H200-A

Front mounting switch

Two hole mounting
30 x 12,2 mm

M-padlock device
67 x 67 mm

133M1 (IP66)

133M4 (IP66)

Complete switch	Poles	Product lines	Rated data (IEC 60947)			Order code number
			Operational current I _e	Operational power at 380–440 V		
			AC-21A A	AC-23A kW	AC-3 kW	
Main Switches OFF position padlockable 09h	3 ... 4	H200-A	20	5,5	3,7	H216 - 41 ... - 133M1
			25	7,5	5,5	H220 - 41 ... - 133M1
			32	11	7,5	H226 - 41 ... - 133M1
			40	15	11	H233 - 41 ... - 133M1
Main/Emergency-Off Switches OFF position padlockable 09h	3 ... 4	H200-A	20	5,5	3,7	H216 - 41 ... - 133M4
			25	7,5	5,5	H220 - 41 ... - 133M4
			32	11	7,5	H226 - 41 ... - 133M4
			40	15	11	H233 - 41 ... - 133M4

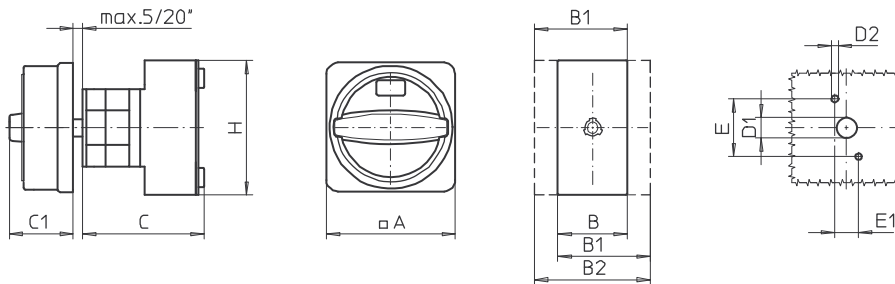
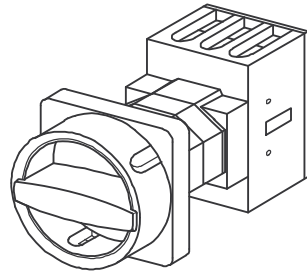
SMD modules for basic switch A01

Mounting form module for 133M.	H200-A	BFA2 - 133
M-padlock device 67 x 67 mm, mounting form 133M1 Escutcheon black, padlockable handle black	H200-A	2VM1
M-padlock device 67 x 67 mm, mounting form 133M4 Escutcheon yellow, padlockable handle red		2VM4

Dimensions (mm)

Product lines	A	B	B1	B2	C	C1	D1	D2	E	E1	H
H200-A	67	36	48	60	64	38	12	3,5	30	12,2	70

Front Mounting Switches



Product lines
H200-A

Front mounting switch

Two hole mounting
30 x 12,2 mm

N-padlock device
67 x 67 mm

133N1 (IP66)
133N4 (IP66)

Complete switch	Poles	Product lines	Rated data (IEC 60947)			Order code number
			Operational current I _e	Operational power at 380–440 V		
			AC-21A A	AC-23A kW	AC-3 kW	
Main Switches OFF position padlockable 09h	3 ... 4	H200-A	20	5,5	3,7	H216 - 41 ... - 133N1
			25	7,5	5,5	H220 - 41 ... - 133N1
			32	11	7,5	H226 - 41 ... - 133N1
			40	15	11	H233 - 41 ... - 133N1
Main/Emergency-Off Switches OFF position padlockable 09h	3 ... 4	H200-A	20	5,5	3,7	H216 - 41 ... - 133N4
			25	7,5	5,5	H220 - 41 ... - 133N4
			32	11	7,5	H226 - 41 ... - 133N4
			40	15	11	H233 - 41 ... - 133N4

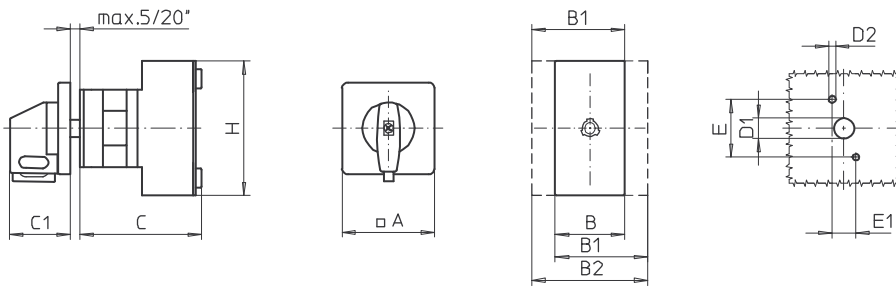
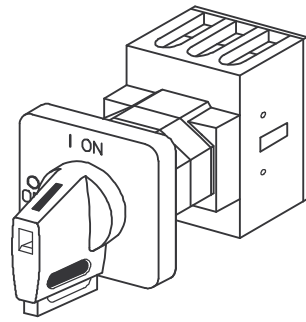
SMD modules for basic switch A01

Mounting form module for 133N.	H200-A	BFA2 - 133
N-padlock device 67 x 67 mm, mounting form 133N1 Escutcheon black, padlockable handle black	H200-A	2VN1
N-padlock device 67 x 67 mm, mounting form 133N4 Escutcheon yellow, padlockable handle red		2VN4

Dimensions (mm)

Product lines	A	B	B1	B2	C	C1	D1	D2	E	E1	H
H200-A	67	36	48	60	64	33	12	3,5	30	12,2	70

Front Mounting Switches



**Product lines
H200-A**

Front mounting switch

**Two hole mounting
30 x 12,2 mm**

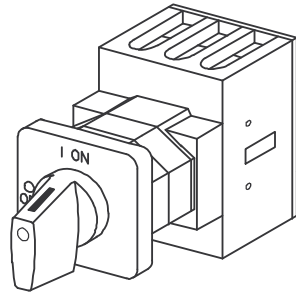
**V-operator module
48 x 48 mm**

**133V1 (IP66)
133V4 (IP66)**

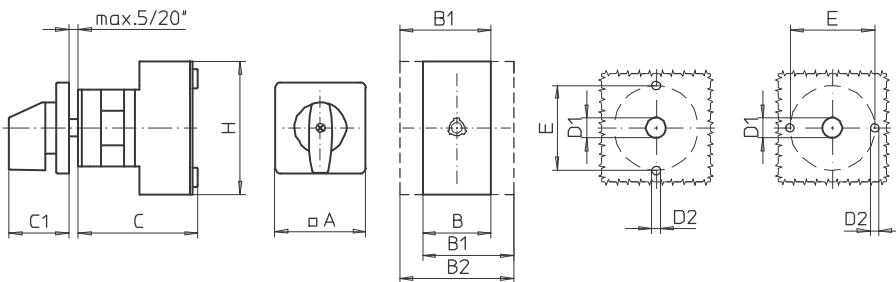
Complete switch	Poles	Product lines	Rated data (IEC 60947)			Order code number					
			Operational current I _e	Operational power at 380–440 V							
			AC-21A A	AC-23A kW	AC-3 kW						
Main Switches OFF position padlockable 09h	3 ... 4	H200-A	20	5,5	3,7	H216 - 41 ... - 133V1					
			25	7,5	5,5	H220 - 41 ... - 133V1					
			32	11	7,5	H226 - 41 ... - 133V1					
			40	15	11	H233 - 41 ... - 133V1					
Main/Emergency-Off Switches OFF position padlockable 09h	3 ... 4	H200-A	20	5,5	3,7	H216 - 41 ... - 133V4					
			25	7,5	5,5	H220 - 41 ... - 133V4					
			32	11	7,5	H226 - 41 ... - 133V4					
			40	15	11	H233 - 41 ... - 133V4					
SMD modules for basic switch A01											
Mounting form module for 133V.			H200-A	BFA2 - 503							
V-operator module 48 x 48 mm, mounting form 133V1 Escutcheon black, handle black			H200-A	2UV1 - 09							
Legend plate silver, operator module 133V1				FAS2 - 9078							
V-operator module 48 x 48 mm, mounting form 133V4 Escutcheon black, handle red				2UV4 - 09							
Legend plate yellow, operator module 133V4				FBS2 - 9078							
Dimensions (mm)											
Product lines	A	B	B1	B2	C	C1	D1	D2	E	E1	H
H200-A	48	36	48	60	64	32	12	3,5	30	12,2	70

Front Mounting Switches

sälzer



2-Loch wahlweise
2 hole alternatively



Product lines
H200-A

Front mounting switch

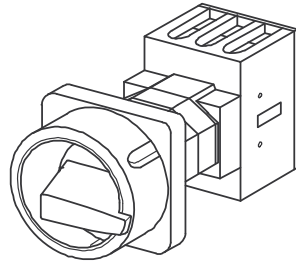
Two hole mounting
ø 30 mm

M-operator module
48 x 48 mm

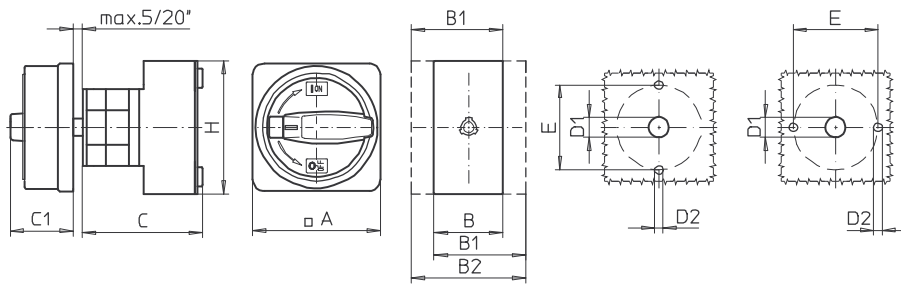
523M1 (IP66)

Complete switch	Poles	Product lines	Rated data (IEC 60947)			Order code number				
			Operational current I _e	Operational power at 380–440 V						
			AC-21A A	AC-23A kW	AC-3 kW					
ON-OFF Switches Switching angle 90°	3 ... 4	H200-A	20	5,5	3,7	H216 - 41 ... - 523M1				
			25	7,5	5,5	H220 - 41 ... - 523M1				
			32	11	7,5	H226 - 41 ... - 523M1				
			40	15	11	H233 - 41 ... - 523M1				
SMD modules for basic switch A01										
Mounting form module for 523M1				H200-A		BFA2 - 523				
M-operator module 48 x 48 mm, mounting form 523M1 Escutcheon black, handle black				H200-A		2UM1				
Legend plate silver, operator module 523M1						FAS2 - 9... (FA number)				
Dimensions (mm)										
Product lines	A	B	B1	B2	C	C1	D1	D2	E	H
H200-A	48	36	48	60	64	32	12	3,5	30	70

Front Mounting Switches



2-Loch wahlweise
2 hole alternatively



Product lines
H200-A

Front mounting switch

Two hole mounting
ø 30 mm

M-padlock device
67 x 67 mm

153M1 (IP66)

153M4 (IP66)

Complete switch	Poles	Product lines	Rated data (IEC 60947)			Order code number
			Operational current I _e	Operational power at 380–440 V		
			AC-21A A	AC-23A kW	AC-3 kW	
Main Switches OFF position padlockable 09h	3 ... 4	H200-A	20	5,5	3,7	H216 - 41 ... - 153M1
			25	7,5	5,5	H220 - 41 ... - 153M1
			32	11	7,5	H226 - 41 ... - 153M1
			40	15	11	H233 - 41 ... - 153M1
Main/Emergency-Off Switches OFF position padlockable 09h	3 ... 4	H200-A	20	5,5	3,7	H216 - 41 ... - 153M4
			25	7,5	5,5	H220 - 41 ... - 153M4
			32	11	7,5	H226 - 41 ... - 153M4
			40	15	11	H233 - 41 ... - 153M4

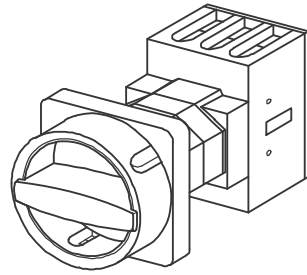
SMD modules for basic switch A01

Mounting form module for 153M.	H200-A	BFA2 - 153
M-padlock device 67 x 67 mm, mounting form 153M1 Escutcheon black, padlockable handle black	H200-A	2VM1
M-padlock device 67 x 67 mm, mounting form 153M4 Escutcheon yellow, padlockable handle red		2VM4

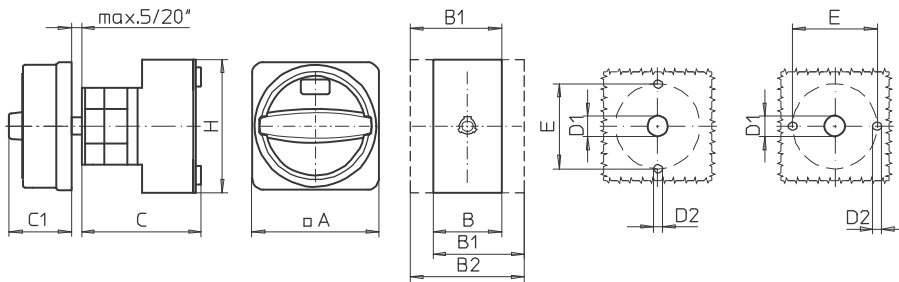
Dimensions (mm)

Product lines	A	B	B1	B2	C	C1	D1	D2	E	H
H200-A	67	36	48	60	64	38	12	3,5	30	70

Front Mounting Switches



2-Loch wahlweise
2 hole alternatively



Product lines
H200-A

Front mounting switch

Two hole mounting
ø 30 mm

N-padlock device
67 x 67 mm

153N1 (IP66)
153N4 (IP66)

Complete switch	Poles	Product lines	Rated data (IEC 60947)			Order code number
			Operational current I _e	Operational power at 380–440 V		
			AC-21A A	AC-23A kW	AC-3 kW	
Main Switches OFF position padlockable 09h	3 ... 4	H200-A	20	5,5	3,7	H216 - 41 ... - 153N1
			25	7,5	5,5	H220 - 41 ... - 153N1
			32	11	7,5	H226 - 41 ... - 153N1
			40	15	11	H233 - 41 ... - 153N1
Main/Emergency-Off Switches OFF position padlockable 09h	3 ... 4	H200-A	20	5,5	3,7	H216 - 41 ... - 153N4
			25	7,5	5,5	H220 - 41 ... - 153N4
			32	11	7,5	H226 - 41 ... - 153N4
			40	15	11	H233 - 41 ... - 153N4

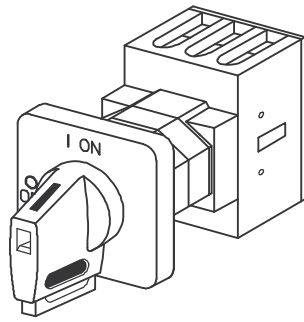
SMD modules for basic switch A01

Mounting form module for 153N.	H200-A	BFA2 - 153
N-padlock device 67 x 67 mm, mounting form 153N1 Escutcheon black, padlockable handle black	H200-A	2VN1
N-padlock device 67 x 67 mm, mounting form 153N4 Escutcheon yellow, padlockable handle red		2VN4

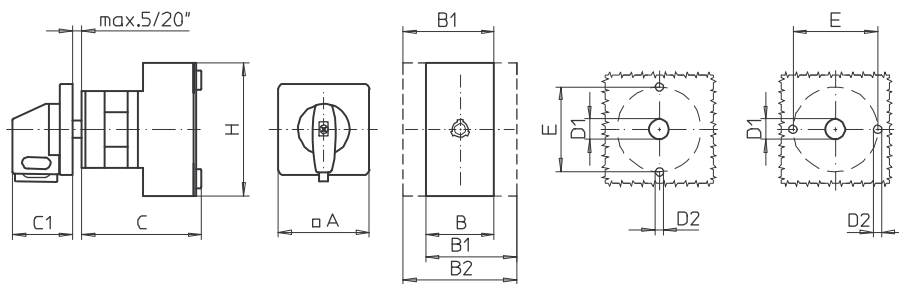
Dimensions (mm)

Product lines	A	B	B1	B2	C	C1	D1	D2	E	H
H200-A	67	36	48	60	64	33	12	3,5	30	70

Front Mounting Switches



2-Loch wahlweise
2 hole alternatively



Product lines
H200-A

Front mounting switch

Two hole mounting
ø 30 mm

V-operator module
48 x 48 mm

153V1 (IP66)

153V4 (IP66)

Complete switch	Poles	Product lines	Rated data (IEC 60947)			Order code number				
			Operational current I _e	Operational power at 380–440 V						
			AC-21A A	AC-23A kW	AC-3 kW					
Main Switches OFF position padlockable 09h	3 ... 4	H200-A	20	5,5	3,7	H216 - 41 ... - 153V1				
			25	7,5	5,5	H220 - 41 ... - 153V1				
			32	11	7,5	H226 - 41 ... - 153V1				
			40	15	11	H233 - 41 ... - 153V1				
Main/Emergency-Off Switches OFF position padlockable 09h	3 ... 4	H200-A	20	5,5	3,7	H216 - 41 ... - 153V4				
			25	7,5	5,5	H220 - 41 ... - 153V4				
			32	11	7,5	H226 - 41 ... - 153V4				
			40	15	11	H233 - 41 ... - 153V4				
SMD modules for basic switch A01										
Mounting form module for 153V.			H200-A			BFA2 - 523				
V-operator module 48 x 48 mm, mounting form 153V1 Escutcheon black, handle black			H200-A			2UV1 - 09				
Legend plate silver, operator module 153V1						FAS2 - 9078				
V-operator module 48 x 48 mm, mounting form 153V4 Escutcheon black, handle red						2UV4 - 09				
Legend plate yellow, operator module 153V4						FBS2 - 9078				
Dimensions (mm)										
Product lines	A	B	B1	B2	C	C1	D1	D2	E	H
H200-A	48	36	48	60	64	32	12	3,5	30	70



Faster deliveries through SMD

In order to ensure even greater flexibility for worldwide supply availability within 24h, Sälzer Electric has introduced the SMD (Sälzer Modular Design) system.

SMD modules are individually prefabricated and tested all-in-one modules which SMD Service holds in stock in sufficient quantities. From basic switch modules, mounting form modules and operator modules, SMD Service can assemble a complete switch requested by the customer and pack it ready for delivery in just a few actions.

– **back** –